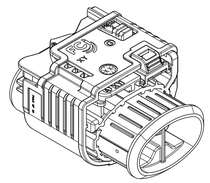

ECHELLE / *SCALE* 1:1

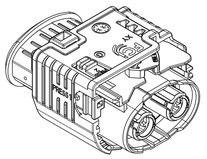

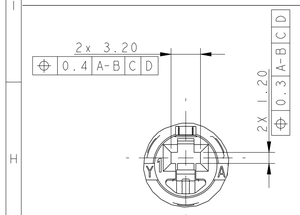

DETAIL ALVEOLE 2.8mm
2.8mm DETAIL CAVITY

DETAIL Z
SCALE 3:1

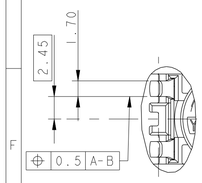

DETAIL Y
SCALE 3:1
SHUNT
SHUNT

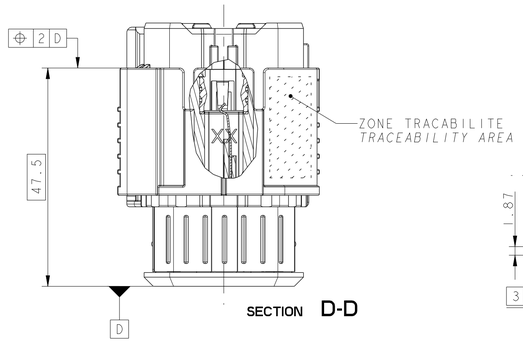

SECTION D-D

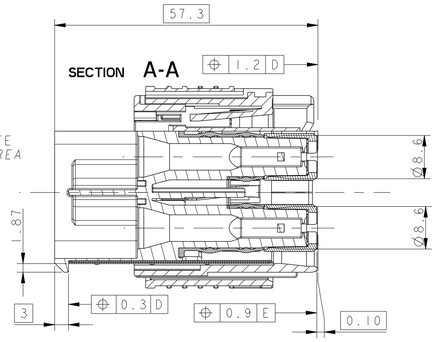

SECTION A-A

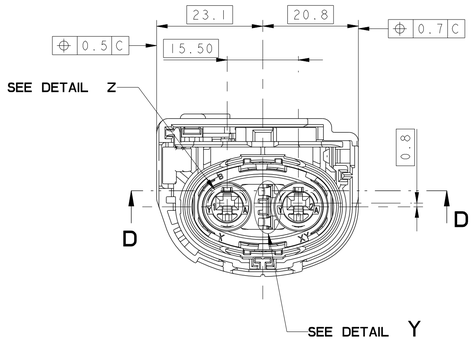

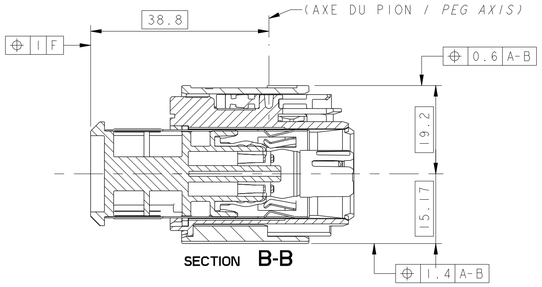

SECTION B-B

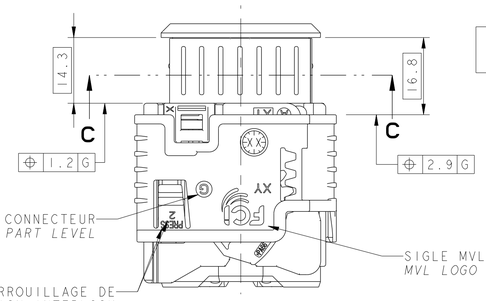

CODING 1 SHOWN

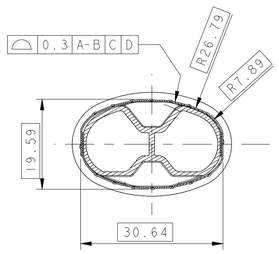

SECTION C-C
REPRISE DE BLINDAGE
BRAID SHIELDING CONTINUITY

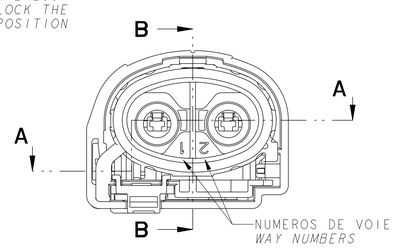

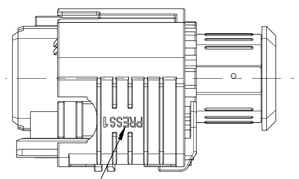

NOTE :

LA REFERENCE C EST DEFINIE AU MILIEU DU SEGMENT [AB] NORMAL A LA REFERENCE [A-B]

THE REFERENCE C IS DEFINED ON THE MIDDLE OF THE SEGMENT [AB] NORMAL TO THE REFERENCE [A-B]

PRODUITS ASSOCIES (POUR INFORMATION) / *ASSOCIATED PARTS (FOR INFORMATION)*

	REFERENCE MVL *MVL PART-N°*	REFERENCE DELPHI *DELPHI PART-N°*	SECTION DU FIL *WIRE SECTION*	DIAMETRE EXTERNE DU FIL *EXTERNAL WIRE DIAMETER*	JUF / *SWS* REFERENCE MVL *MVL PART-N°*	JUF / *SWS* REFERENCE DELPHI *DELPHI PART-N°*	JUF / *SWS* COULEUR *COLOUR*
CLIPS APEX 2.8 ETAME *TINNED APEX 2.8 FEMALE TERMINAL*	5400 12 02	10810373	4mm²	3.4 MINI - 3.7 MAXI	C302400	PE246910	ROUGE *REDDISH BROWN*
EMBASE 2V APEX280 V2 CODE1 *2W APEX280 V2 CODE1 HEADER*	F873110						
EMBASE 2V APEX280 V2 CODE2 *2W APEX280 CODE2 V2 HEADER*	F973110						
EMBASE 2V APEX280 V2 CODE3 *2W APEX280 V2 CODE3 HEADER*	-						

TABLEAU DES COMPOSANTS CONSTITUANT LE PRODUIT
COMPONENTS TABLE CONSTITUTING THE PRODUCT

REPERE	DESIGNATION *TITLE*	COULEUR *COLOR*	MATIERE *MATERIAL*	QUANTITE *QUANTITY*
1	BOITIER EXTERNE *OUTER HOUSING*	ORANGE *ORANGE*	PBT 15% FV *PBT GF 15*	1
2	BOITIER INTERNE *INNER HOUSING*	ORANGE *ORANGE*	PBT 15% FV *PBT GF 15*	1
3	ETRIER *SLIDER DEVICE*	VOIR TABLEAU DE CODAGE FEUILLE 1 *SEE TABLE OF CODING SEE SHEET 1*	PA6.6 30% FV *PA6.6 GF 30*	1
4	CAME ROTATIVE *GEAR CAM*	NOIR *BLACK*	PA6.6 30% FV *PA6.6 GF 30*	1
5	JOINT INTERFACIAL *INTERFACIAL SEAL*	GRIS *GREY*	SILICONE LSR *LSR SILICON*	1
6	SHUNT *SHORTING BAR*	-	ACIER INOXYDABLE *STAINLESS STEEL*	1
7	CPA *CPA*	BLEU *BLUE*	PA6.6 30% FV *PA6.6 GF 30*	1
8	BLINDAGE *SHIELD PLUG*	-	ALLIAGE DE CUIVRE *COPPER ALLOY*	2
9	CAPUCHON DE PROTECTION *PROTECTIVE CAP*	NOIR *BLACK*	PA6.6 30% FV *PA6.6 GF 30*	2

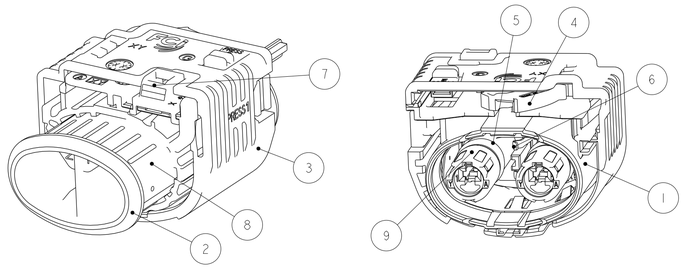

NOTAS :

1- CAHIER DES CHARGES MVL : FE PS 10 006
- CLASSE DE TEMPERATURE DU CONNECTEUR : CLASSE 3 (-40°C , +125°C)
- CLASSE DE VIBRATION :
  - PRECONDITIONNEMENT
  - VIBRATION 3x 16H (COMBINE AVEC TEMPERATURE -40°C / +125°C) ; 3.9g
- CLASSE D'ETANCHEITE :
  - 1000mb INITIAL
  - 500mb APRES LES TESTS D'ENVIRONNEMENT.
- EFFORT D'ACCOUPLEMENT : F<60N

2- CONDITIONNEMENT : FE PA 08 007
3- DOSSIER DE MISE EN OEUVRE : PUI39
4- MASSE DU PRODUIT : 0.045 kg ±10%
5- CE PLAN EST UN EXTRAIT DU PLAN DE DEFINITION.
ON FERA REFERENCE POUR TOUT LITIGE AUX PLANS DE DEFINITION.
6- PLAN D'EMBASE / INTERFACE: REF MVL PCC0726959

NOTES :

1- MVL SPECIFICATIONS: FE PS 10 006
- *TEMPERATURE CLASS OF THE CONNECTOR: CLASS 3 (-40°C ; +125°C)*
- *VIBRATION CLASS:*
  - *PRECONDITIONNING*
  - *VIBRATION 3x 16H (COMBINED WITH TEMPERATURE -40°C / +125°C) ; 3.9g*
- *SEALING CLASS:*
  - *1000mb INITIAL*
  - *500mb AFTER TEST ENVIRONNEMENT*
- *MATING FORCE: F<60N*

2- PACKAGING: FE PA 08 007
3- HANDLING MANUAL: PUI39
4- MASS OF THE PRODUCT: 0.045 kg ±10%
5- THIS DRAWING IS AN EXTRACT OF THE DETAIL DRAWINGS.
IN CASE OF CONFLICT, REFER TO THEM.
6- HEADER / INTERFACE DRAWING: REF MVL PCC0726959

CODAGE / *KEY*

REFERENCE ET INDICE REVISION MVL *MVL PART-N° AND REVISION LEVEL*	F083110 REVISION G	F183110 REVISION G	A DEFINIR *TO BE DEFINED*
REFERENCE ET INDICE REVISION DELPHI *DELPHI PART-N° AND REVISION LEVEL*	PE246906 REVISION 01	33511765 REVISION 01	-
CODAGE MECANIQUE *MECHANICAL KEY*	CODAGE 1 (NOIR) *KEY 1 (BLACK)*	CODAGE 2 (MARRON) *KEY 2 (BROWN)*	CODAGE 3 (GRIS) *KEY 3 (GREY)*
IDENTIFIANT IMDS *IMDS ID*	212987211	212989985	A DEFINIR *TO BE DEFINED*
SUIVANT VUE DE FACE *FOLLOWING FRONT VIEW* ECHELLE 3:2 *SCALE 3:2* TOLERANCE : ±0.15 / ±1° *TOLERANCE : ±0.15 / ±1°*	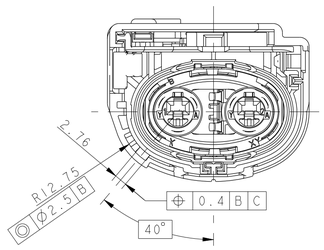	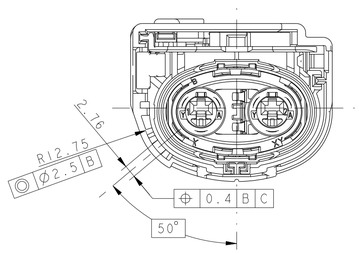	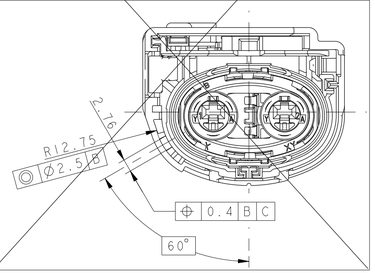

ECN NO. *NUMERO ECN*	POSITION *POSITION*	CHANGE DESCRIPTION *MODIFICATION*
-	-	-
-	-	-
-	-	-
-	-	-
-	-	DELPHI P/N ADDED

PRODUCT SPEC. *SPECIF. PRODUIT*: SEE NOTES
PACKAGING SPEC. *SPECIF. EMBALLAGE*: SEE NOTES
APPLICATION SPEC. *SPECIF. APPLICATION*: -

COPYRIGHT DELPHI CORPORATION AND/OR ITS AFFILIATES. ALL RIGHTS RESERVED. REVISED
THIS DRAWING IS THE PROPERTY OF DELPHI CORPORATION AND CONTAINS DELPHI CONFIDENTIAL INFORMATION. THE REPRODUCTION, DISTRIBUTION AND UTILIZATION OF THIS DOCUMENT OR ITS RELATED CAD MODEL DATA, AS WELL AS COMMUNICATION OF ANY CONTENT TO OTHERS, WITHOUT EXPRESS AUTHORIZATION, IS PROHIBITED.
CE PLAN EST LA PROPRIETE DE DELPHI CORPORATION ET CONTIENT DES INFORMATIONS DELPHI CONFIDENTIELLES. LA REPRODUCTION, LA DISTRIBUTION ET L'UTILISATION DE CE DOCUMENT OU DE SES DONNEES INFORMATIQUES CAD, AINSI QUE LA COMMUNICATION DE TOUT CONTENU A AUTRUI, SANS AUTORISATION EXPRESSE, EST INTERDITE.

TOLERANCES *TOLERANCES*: ±0.2 ±2°
MATERIAL : *MATIERE* : SEE BOM
SURFACE FINISH *ETAT DE SURFACE*: -
COUNTERPART N° *CONTRE PARTIE N°*: SEE NOTES
COLOUR : *COULEUR* : SEE BOM
DO NOT MEASURE DRAWING *NE PAS PRENDRE DE COTES*
TOOL NO. *OUTIL N°*: -
ECO Lev. Code *CODE B.E.*: FE

DELPHI PACKARD ELECTRICAL/ELECTRONIC ARCHITECTURE
EPERNON, FRANCE
ISO PROJECTION *PROJECTION ISO*
DIMENSION IN MILLIMETERS *DIMENSIONS EN MILLIMETRES*
CAD SYSTEM pro / eng.
DWG SIZE *FORMAT* A1

	DATE	NAME *NOM*
CREATED BY *CREE PAR*	2011/02/02	Gilles SCHMITT
MODIFIED BY *MODIF. PAR*	2013/05/15	F FAURIE
CHECKED BY *VERIF. PAR*	2013/05/28	S LACOTE
APPROVED BY *APPR. PAR*	2013/06/10	Pascal MENARD

TITLE *DESIGNATION*: 2W POWER APEX 280 V2 PLUG
PROJECT *PROJET*: 2W APEX280 POWER V2
ESR NO. *NUMERO ESR*: EU-090006
CAT. NO. *NUMERO CAT*: -
FILE NAME *NOM DE FICHIER*: PCC0726960
DOCUMENT UNDER PDS CONTROL NO MODIFICATION ALLOWED OUTSIDE
DOCUMENT GERE SOUS P.D.S. PAS DE MODIFICATION EN DEHORS

DRAWING NUMBER *REF. PLAN*: PCC0726960
REV. *IND.*: D
STATE *ETAT*: SERIAL RELEASED
PART NUMBER *REF. ARTICLE*: See Table
REV. *IND.*: -
APPROVAL LEVEL *NIV. D'APPROBATION*: -
SHEET *FEUILLE*: 1 of / *sur* 1
SCALE *ECH.*: 3:2

EUR C04 112 F29

Компания «ЭлектроПласт» предлагает заключение долгосрочных отношений при поставках импортных электронных компонентов на взаимовыгодных условиях!

Наши преимущества:

- Оперативные поставки широкого спектра электронных компонентов отечественного и импортного производства напрямую от производителей и с крупнейших мировых складов;
- Поставка более 17-ти миллионов наименований электронных компонентов;
- Поставка сложных, дефицитных, либо снятых с производства позиций;
- Оперативные сроки поставки под заказ (от 5 рабочих дней);
- Экспресс доставка в любую точку России;
- Техническая поддержка проекта, помощь в подборе аналогов, поставка прототипов;
- Система менеджмента качества сертифицирована по Международному стандарту ISO 9001;
- Лицензия ФСБ на осуществление работ с использованием сведений, составляющих государственную тайну;
- Поставка специализированных компонентов (Xilinx, Altera, Analog Devices, Intersil, Interpoint, Microsemi, Aeroflex, Peregrine, Syfer, Eurofarad, Texas Instrument, Miteq, Cobham, E2V, MA-COM, Hittite, Mini-Circuits,General Dynamics и др.);

Помимо этого, одним из направлений компании «ЭлектроПласт» является направление «Источники питания». Мы предлагаем Вам помощь Конструкторского отдела:

- Подбор оптимального решения, техническое обоснование при выборе компонента;
- Подбор аналогов;
- Консультации по применению компонента;
- Поставка образцов и прототипов;
- Техническая поддержка проекта;
- Защита от снятия компонента с производства.

Как с нами связаться

Телефон: 8 (812) 309 58 32 (многоканальный)
Факс: 8 (812) 320-02-42
Электронная почта: org@eplast1.ru
Адрес: 198099, г. Санкт-Петербург, ул. Калинина, дом 2, корпус 4, литера А.