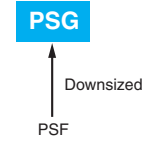


NPCAP™-PSG Series

- Super low ESR, high ripple current capability
- Endurance: 15,000 to 20,000 hours at 105°C
- Rated voltage : 16 to 35V_{dc}
- RoHS2 Compliant
- Halogen Free



◆ SPECIFICATIONS

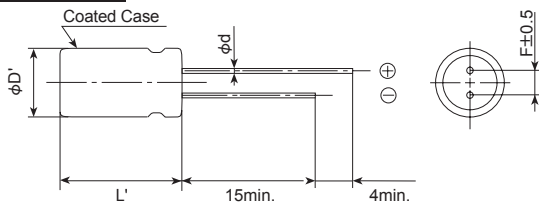
Items	Characteristics										
Category	-55 to +105°C										
Temperature Range											
Rated Voltage	16 to 35V _{dc}										
Capacitance Tolerance	±20% (M) (at 20°C, 120Hz)										
Leakage Current	I=0.2CV or 500μA, whichever is greater (at 20°C after 2 minutes)										
*Note	Where, I : Leakage current (μA), C : Nominal capacitance (μF), V : Rated voltage (V)										
Dissipation Factor (tan δ)	0.12 max. (at 20°C, 120Hz)										
Low Temperature Characteristics (Max.Impedance Ratio)	Z(-25°C)/Z(+20°C) ≤ 1.15 Z(-55°C)/Z(+20°C) ≤ 1.25 (at 100kHz)										
Endurance	The following specifications shall be satisfied when the capacitors are restored to 20°C after the rated voltage is applied for 20,000 hours (20 to 35V : 15,000 hours) at 105°C.										
	<table border="1"> <tr> <td>Appearance</td> <td>No significant damage</td> </tr> <tr> <td>Capacitance change</td> <td>≤ ±20% of the initial value</td> </tr> <tr> <td>D.F. (tan δ)</td> <td>≤ 150% of the initial specified value</td> </tr> <tr> <td>ESR</td> <td>≤ 150% of the initial specified value</td> </tr> <tr> <td>Leakage current</td> <td>≤ The initial specified value</td> </tr> </table>	Appearance	No significant damage	Capacitance change	≤ ±20% of the initial value	D.F. (tan δ)	≤ 150% of the initial specified value	ESR	≤ 150% of the initial specified value	Leakage current	≤ The initial specified value
Appearance	No significant damage										
Capacitance change	≤ ±20% of the initial value										
D.F. (tan δ)	≤ 150% of the initial specified value										
ESR	≤ 150% of the initial specified value										
Leakage current	≤ The initial specified value										
Bias Humidity Test	The following specifications shall be satisfied when the capacitors are restored to 20°C after subjecting them to DC voltage at 60°C, 90 to 95% RH for 1,000 hours.										
	<table border="1"> <tr> <td>Appearance</td> <td>No significant damage</td> </tr> <tr> <td>Capacitance change</td> <td>≤ ±20% of the initial value</td> </tr> <tr> <td>D.F. (tan δ)</td> <td>≤ The initial specified value</td> </tr> <tr> <td>ESR</td> <td>≤ 150% of the initial specified value</td> </tr> <tr> <td>Leakage current</td> <td>≤ The initial specified value</td> </tr> </table>	Appearance	No significant damage	Capacitance change	≤ ±20% of the initial value	D.F. (tan δ)	≤ The initial specified value	ESR	≤ 150% of the initial specified value	Leakage current	≤ The initial specified value
Appearance	No significant damage										
Capacitance change	≤ ±20% of the initial value										
D.F. (tan δ)	≤ The initial specified value										
ESR	≤ 150% of the initial specified value										
Leakage current	≤ The initial specified value										
Surge Voltage Test	The capacitors shall be subjected to 1,000 cycles each consisting of charge with the surge voltage specified at 105°C for 30 seconds through a protective resistor(R=1kΩ) and discharge for 5 minutes 30 seconds.										
	<table border="1"> <tr> <td>Rated voltage (V_{dc})</td> <td>16</td> <td>20</td> <td>25</td> <td>35</td> </tr> <tr> <td>Surge voltage (V_{dc})</td> <td>18</td> <td>23</td> <td>29</td> <td>40</td> </tr> </table>	Rated voltage (V _{dc})	16	20	25	35	Surge voltage (V _{dc})	18	23	29	40
Rated voltage (V _{dc})	16	20	25	35							
Surge voltage (V _{dc})	18	23	29	40							
	<table border="1"> <tr> <td>Appearance</td> <td>No significant damage</td> </tr> <tr> <td>Capacitance change</td> <td>≤ ±20% of the initial value</td> </tr> <tr> <td>D.F. (tan δ)</td> <td>≤ The initial specified value</td> </tr> <tr> <td>ESR</td> <td>≤ 150% of the initial specified value</td> </tr> <tr> <td>Leakage current</td> <td>≤ The initial specified value</td> </tr> </table>	Appearance	No significant damage	Capacitance change	≤ ±20% of the initial value	D.F. (tan δ)	≤ The initial specified value	ESR	≤ 150% of the initial specified value	Leakage current	≤ The initial specified value
Appearance	No significant damage										
Capacitance change	≤ ±20% of the initial value										
D.F. (tan δ)	≤ The initial specified value										
ESR	≤ 150% of the initial specified value										
Leakage current	≤ The initial specified value										
Failure Rate	0.5% per 1,000 hours maximum (Confidence level 60% at 105°C)										

*Note : If any doubt arises, measure the leakage current after the following voltage treatment.
Voltage treatment : DC rated voltage is applied to the capacitors for 120 minutes at 105°C.

◆ DIMENSIONS [mm]

- Terminal Code : E

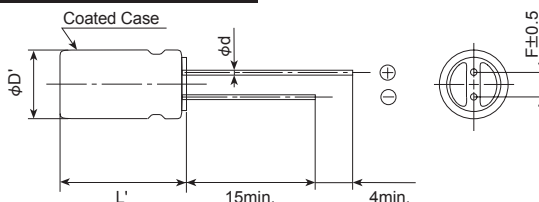
F05, F08, H08



Size code	F05	F08	H08	HB5	H16	H20	JB5	J16	J20
φD	6.3			8.0			10.0		
φd	0.45			0.6					
F	2.5			3.5			5.0		
φD'	φD+0.5max.								
L'	L+1.0max. (Note1)			L+1.5max.					

Note1 : L+1.2 max. for 16V270μF (Rated ripple current 5,080mArms).

HB5, H16, H20, JB5, J16, J20



◆ MARKING

EX) 16V150μF



NPCAP™-PSG Series

◆PART NUMBERING SYSTEM



(Note2) : PSG series, 16V270μF (Rated ripple current 5,080mArms) ,16V470μF (Rated ripple current 5,400mArms) ,16V560μF (Rated ripple current 6,100mArms)have supplement code “J”. Terminal and terminal plating are the same as all other in PSG series.

Please refer to “Product code guide (conductive polymer type)”

◆STANDARD RATINGS

WV (V _{dc})	Cap (μF)	Case size φ D × L (mm)	ESR (mΩ max./20°C, 100k to 300kHz)	Rated ripple current (mArms/105°C, 100kHz)	Part No.
16	150	6.3 × 5	20	3,200	APSG160E□□151MF05S
	270	6.3 × 8	10	5,080	APSG160E□□271MF08J
	270	6.3 × 8	15	3,800	APSG160E□□271MF08S
	470	8 × 8	8	5,400	APSG160E□□471MH08J
	470	8 × 8	16	4,000	APSG160E□□471MH08S
	560	8 × 11.5	8	6,100	APSG160E□□561MHB5J
	560	8 × 11.5	14	4,970	APSG160E□□561MHB5S
	820	8 × 16	8	7,000	APSG160E□□821MH16S
	820	10 × 11.5	12	5,400	APSG160E□□821MJB5S
	1,000	8 × 20	8	7,500	APSG160E□□102MH20S
	1,000	10 × 11.5	12	5,400	APSG160E□□102MJB5S
	1,200	8 × 20	8	7,500	APSG160E□□122MH20S
	1,500	10 × 16	8	7,700	APSG160E□□152MJ16S
	1,800	10 × 20	8	8,100	APSG160E□□182MJ20S
2,200	10 × 20	8	8,100	APSG160E□□222MJ20S	
20	120	6.3 × 5	20	3,200	APSG200E□□121MF05S
	180	6.3 × 8	18	3,460	APSG200E□□181MF08S
	330	8 × 8	17	3,880	APSG200E□□331MH08S
	390	8 × 11.5	14	4,970	APSG200E□□391MHB5S
	680	10 × 11.5	12	5,400	APSG200E□□681MJB5S
25	56	6.3 × 5	30	2,600	APSG250E□□560MF05S
	82	6.3 × 8	28	2,780	APSG250E□□820MF08S
	100	6.3 × 8	28	2,780	APSG250E□□101MF08S
	120	6.3 × 8	28	2,780	APSG250E□□121MF08S
	180	8 × 8	18	3,770	APSG250E□□181MH08S
	180	8 × 11.5	16	4,650	APSG250E□□181MHB5S
	220	8 × 8	18	3,770	APSG250E□□221MH08S
	220	8 × 11.5	16	4,650	APSG250E□□221MHB5S
	270	8 × 11.5	16	4,650	APSG250E□□271MHB5S
	330	8 × 11.5	16	4,650	APSG250E□□331MHB5S
	330	10 × 11.5	14	5,000	APSG250E□□331MJB5S
	390	10 × 11.5	14	5,000	APSG250E□□391MJB5S
	470	10 × 11.5	14	5,000	APSG250E□□471MJB5S
	560	10 × 11.5	14	5,000	APSG250E□□561MJB5S
35	68	8 × 11.5	18	4,380	APSG350E□□680MHB5S
	120	10 × 11.5	16	4,670	APSG350E□□121MJB5S

□□ : Enter the appropriate lead forming or taping code.

◆RATED RIPPLE CURRENT MULTIPLIERS

● Frequency Multipliers

Frequency (Hz)	120	1k	10k	50k	100k to 500k
Radial lead type	0.10	0.35	0.60	0.80	1.00

Mouser Electronics

Authorized Distributor

Click to View Pricing, Inventory, Delivery & Lifecycle Information:

[United Chemi-Con \(UCC\):](#)

[APSG160ELL102MJB5S](#) [APSG160ELL151MF05S](#) [APSG160ELL271MF08S](#) [APSG160ELL271MF08J](#)
[APSG160ELL102MH20S](#) [APSG160ELL561MHB5J](#) [APSG160ELL821MH16S](#) [APSG160ELL122MH20S](#)
[APSG160ELL152MJ16S](#) [APSG160ELL182MJ20S](#) [APSG160ELL222MJ20S](#) [APSG200ELL181MF08S](#)
[APSG200ELL331MH08S](#) [APSG200ELL391MHB5S](#) [APSG250ELL560MF05S](#) [APSG250ELL820MF08S](#)
[APSG250ELL181MH08S](#) [APSG250ELL181MHB5S](#) [APSG250ELL221MHB5S](#) [APSG250ELL331MJB5S](#)



Компания «ЭлектроПласт» предлагает заключение долгосрочных отношений при поставках импортных электронных компонентов на взаимовыгодных условиях!

Наши преимущества:

- Оперативные поставки широкого спектра электронных компонентов отечественного и импортного производства напрямую от производителей и с крупнейших мировых складов;
- Поставка более 17-ти миллионов наименований электронных компонентов;
- Поставка сложных, дефицитных, либо снятых с производства позиций;
- Оперативные сроки поставки под заказ (от 5 рабочих дней);
- Экспресс доставка в любую точку России;
- Техническая поддержка проекта, помощь в подборе аналогов, поставка прототипов;
- Система менеджмента качества сертифицирована по Международному стандарту ISO 9001;
- Лицензия ФСБ на осуществление работ с использованием сведений, составляющих государственную тайну;
- Поставка специализированных компонентов (Xilinx, Altera, Analog Devices, Intersil, Interpoint, Microsemi, Aeroflex, Peregrine, Syfer, Eurofarad, Texas Instrument, Miteq, Cobham, E2V, MA-COM, Hittite, Mini-Circuits, General Dynamics и др.);

Помимо этого, одним из направлений компании «ЭлектроПласт» является направление «Источники питания». Мы предлагаем Вам помощь Конструкторского отдела:

- Подбор оптимального решения, техническое обоснование при выборе компонента;
- Подбор аналогов;
- Консультации по применению компонента;
- Поставка образцов и прототипов;
- Техническая поддержка проекта;
- Защита от снятия компонента с производства.



Как с нами связаться

Телефон: 8 (812) 309 58 32 (многоканальный)

Факс: 8 (812) 320-02-42

Электронная почта: org@eplast1.ru

Адрес: 198099, г. Санкт-Петербург, ул. Калинина, дом 2, корпус 4, литера А.