



Micro Commercial Components



Micro Commercial Components  
20736 Marilla Street Chatsworth  
CA 91311  
Phone: (818) 701-4933  
Fax: (818) 701-4939

# MPSA13 MPSA14

## NPN Silicon Darlington Transistor

### Features

- Halogen free available upon request by adding suffix "-HF"
- Capable of 1.5Watts of Power Dissipation.
- Collector-current 500mA
- Collector-base Voltage 30V
- Operating and storage junction temperature range: -55°C to +150°C
- Epoxy meets UL 94 V-0 flammability rating
- Moisture Sensitivity Level 1
- Marking:MPSA13--MPSA13,MPSA14--MPSA14.
- Lead Free Finish/RoHS Compliant ("P" Suffix designates RoHS Compliant. See ordering information)

### Maximum Ratings

Symbol	Rating	Rating	Unit
V <sub>CES</sub>	Collector-Emitter Voltage	30	V
V <sub>CBO</sub>	Collector-Base Voltage	30	V
V <sub>EBO</sub>	Emitter-Base Voltage	10	V
I <sub>C</sub>	Collector Current Continuous	500	mA
P <sub>D</sub>	Total Device Dissipation @T <sub>A</sub> =25°C	625	mW
	Derate above 25°C	5.0	mW/°C
P <sub>D</sub>	Total Device Dissipation @T <sub>A</sub> =25°C	1.5	W
	Derate above 25°C	12	mW/°C
T <sub>J</sub>	Junction Temperature	-55 to +150	°C
T <sub>STG</sub>	Storage Temperature	-55 to +150	°C

### Electrical Characteristics @ 25°C Unless Otherwise Specified

Symbol	Parameter	Min	Max	Units
--------	-----------	-----	-----	-------

#### OFF CHARACTERISTICS

V <sub>(BR)CES</sub>	Collector-Emitter Breakdown Voltage (I <sub>C</sub> =100uAdc, I <sub>B</sub> =0)	30		Vdc
I <sub>CBO</sub>	Collector Cutoff Current (V <sub>CB</sub> =30Vdc, I <sub>E</sub> =0)		100	nAdc
I <sub>EBO</sub>	Emitter Cutoff Current (V <sub>EB</sub> =10Vdc, I <sub>C</sub> =0)		100	nAdc

#### ON CHARACTERISTICS<sup>(1)</sup>

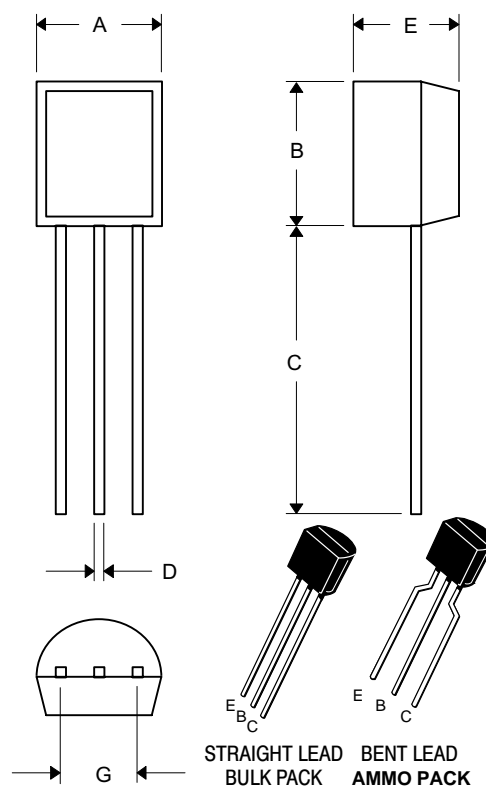
h <sub>FE(1)</sub>	DC Current Gain (I <sub>C</sub> =10mAdc, V <sub>CE</sub> =5.0Vdc)	MPSA13 MPSA14	5000 10000		
h <sub>FE(2)</sub>	DC Current Gain (I <sub>C</sub> =100mAdc, V <sub>CE</sub> =5.0Vdc)	MPSA13 MPSA14	10000 20000		
V <sub>CE(sat)</sub>	Collector-Emitter Saturation Voltage (I <sub>C</sub> =100mAdc, I <sub>B</sub> =0.1mAdc)			1.5	Vdc
V <sub>BE(on)</sub>	Base-Emitter Saturation Voltage (I <sub>C</sub> =100mAdc, V <sub>CE</sub> =5.0Vdc)			2.0	Vdc

#### SMALL-SIGNAL CHARACTERISTICS

f <sub>T</sub>	Current-Gain – Bandwidth Product <sup>(2)</sup> (I <sub>C</sub> =10mAdc, V <sub>CE</sub> =5.0Vdc, f=100MHz)	125			MHz
----------------	--	-----	--	--	-----

1. Pulse Test: Pulse Width<300us, Duty Cycle<2.0%
2. f<sub>T</sub>=|h<sub>FE</sub>| x f<sub>test</sub>

### TO-92



STRAIGHT LEAD BULK PACK BENT LEAD AMMO PACK

#### DIMENSIONS

DIM	INCHES		MM		NOTE
	MIN	MAX	MIN	MAX	
A	.175	.185	4.45	4.70	
B	.175	.185	4.45	4.70	
C	.500	—	12.70	—	
D	.016	.020	0.41	0.63	
E	.135	.145	3.43	3.68	
G	.095	.105	2.42	2.67	Straight Lead
	.173	.220	4.40	5.60	Bent Lead

\* For ammo packing detailed specification, click here to visit our website of product packaging for details.

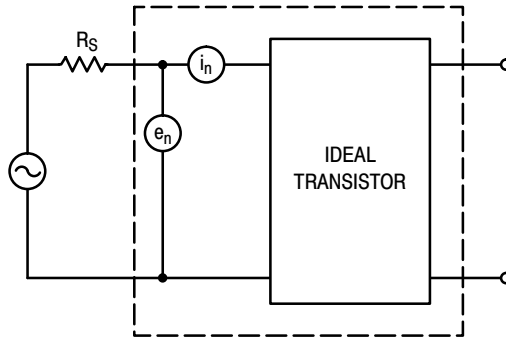


Figure 1. Transistor Noise Model

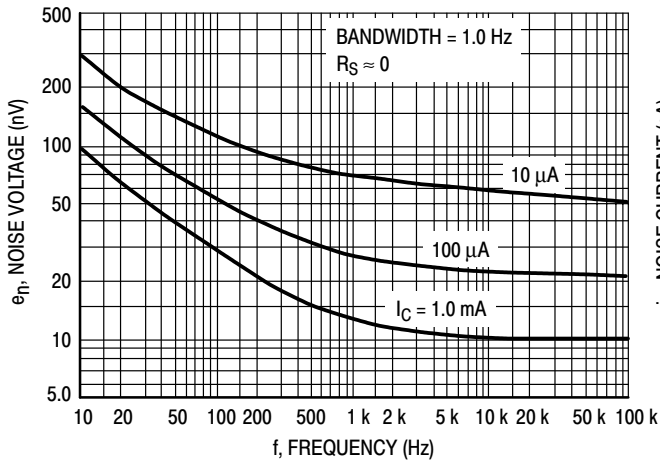


Figure 2. Noise Voltage

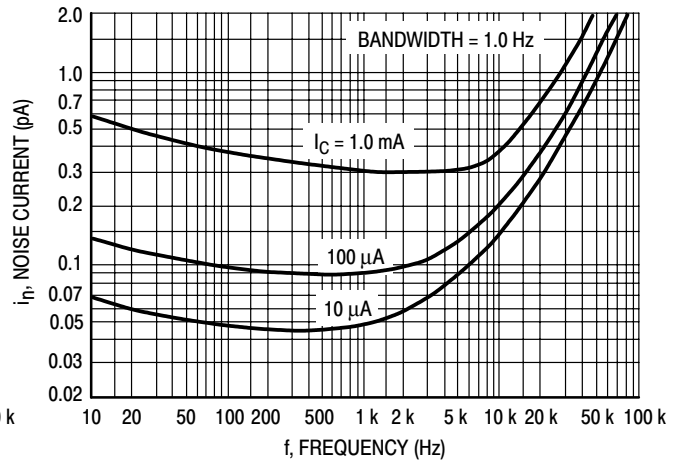


Figure 3. Noise Current

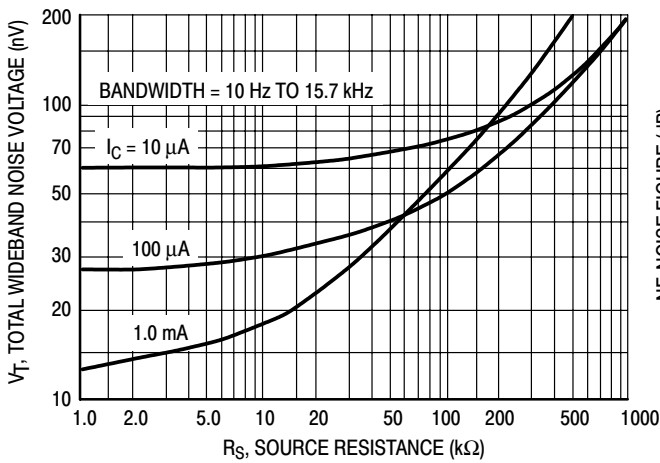


Figure 4. Total Wideband Noise Voltage

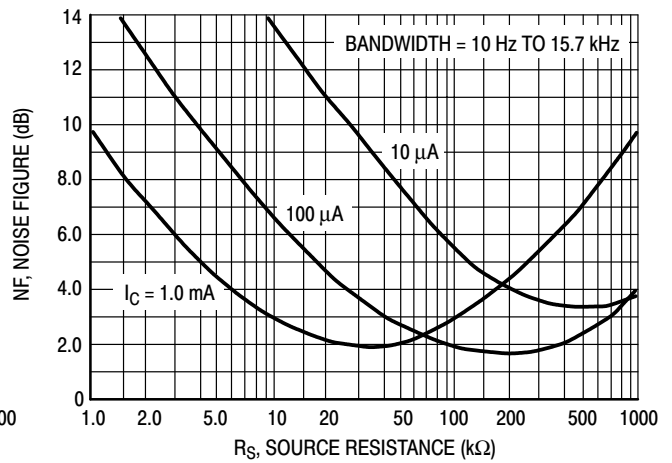


Figure 5. Wideband Noise Figure

# MPSA13 thru MPSA14

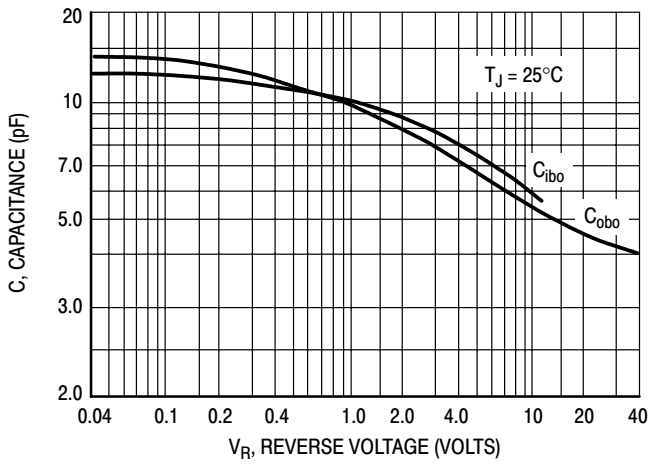


Figure 6. Capacitance

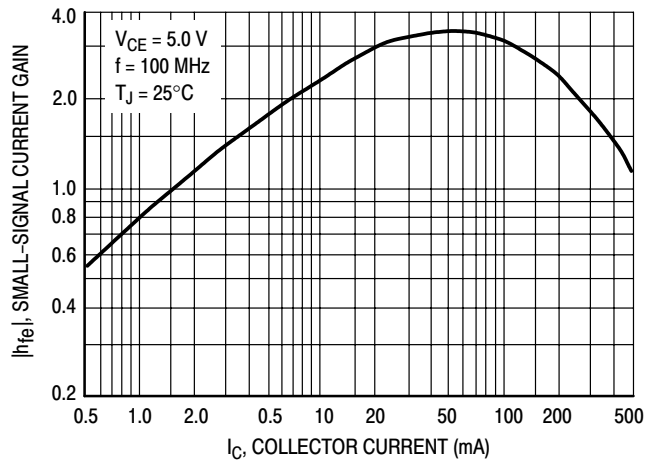


Figure 7. High Frequency Current Gain

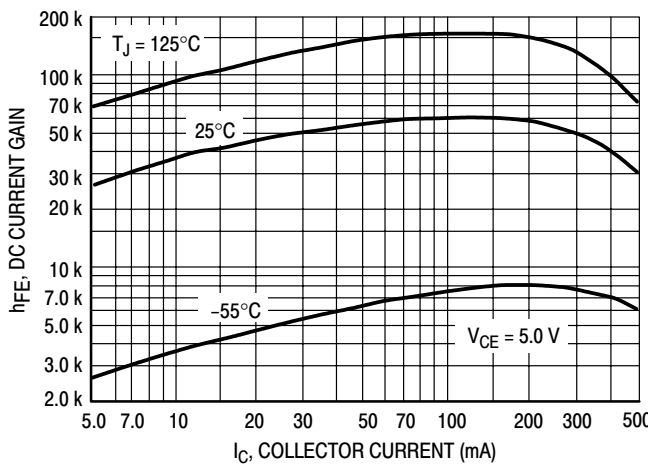


Figure 8. DC Current Gain

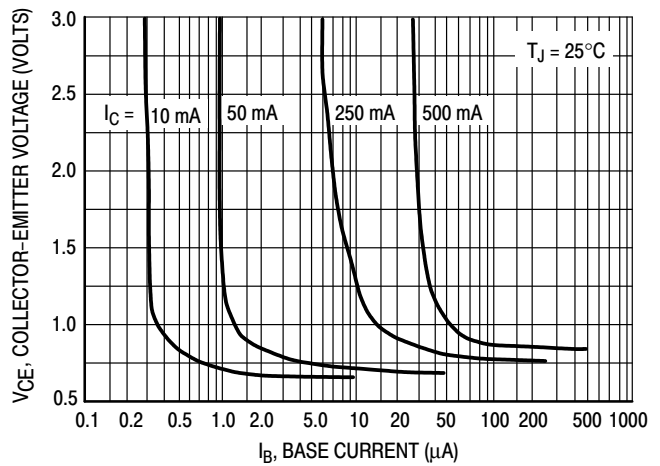


Figure 9. Collector Saturation Region

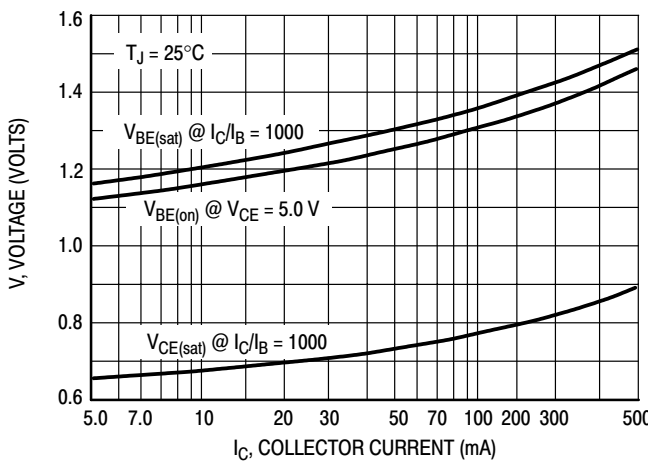


Figure 10. "On" Voltages

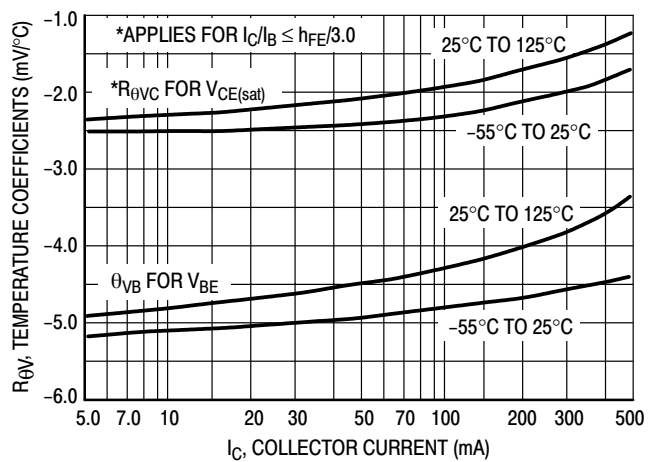


Figure 11. Temperature Coefficients

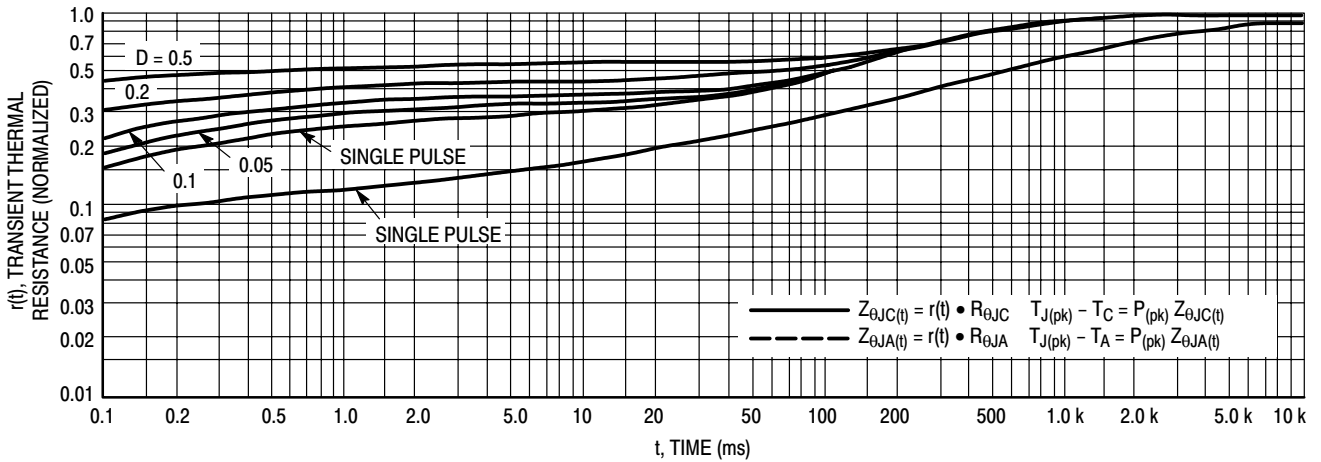


Figure 12. Thermal Response

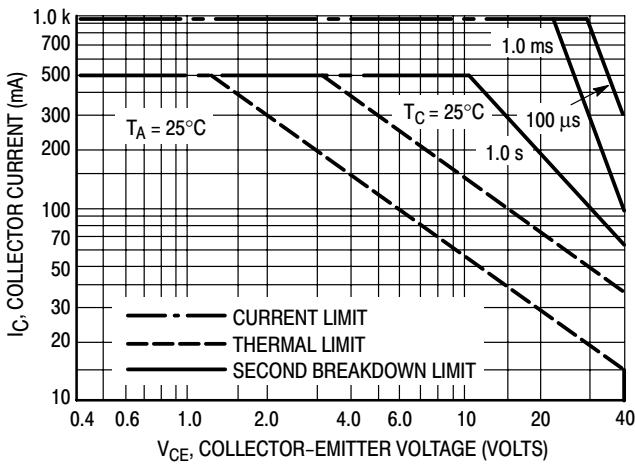
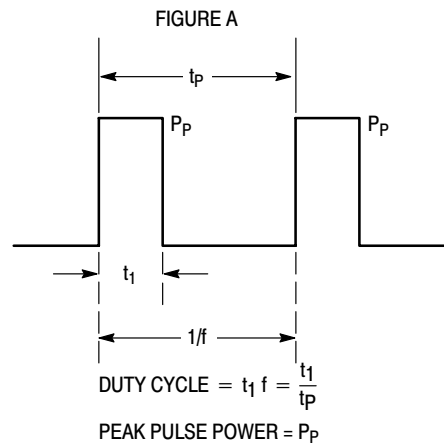


Figure 13. Active Region Safe Operating Area



Design Note: Use of Transient Thermal Resistance Data



Micro Commercial Components

### Ordering Information :

Device	Packing
Part Number-AP	Ammo Packing: 20Kpcs/Carton
Part Number-BP	Bulk: 100Kpcs/Carton

Note : Adding "-HF" suffix for halogen free, eg. Part Number-AP-HF

#### \*\*\*IMPORTANT NOTICE\*\*\*

**Micro Commercial Components Corp.** reserves the right to make changes without further notice to any product herein to make corrections, modifications, enhancements, improvements, or other changes. **Micro Commercial Components Corp.** does not assume any liability arising out of the application or use of any product described herein; neither does it convey any license under its patent rights, nor the rights of others. The user of products in such applications shall assume all risks of such use and will agree to hold **Micro Commercial Components Corp.** and all the companies whose products are represented on our website, harmless against all damages.

#### \*\*\*LIFE SUPPORT\*\*\*

MCC's products are not authorized for use as critical components in life support devices or systems without the express written approval of Micro Commercial Components Corporation.

#### \*\*\*CUSTOMER AWARENESS\*\*\*

Counterfeiting of semiconductor parts is a growing problem in the industry. Micro Commercial Components (MCC) is taking strong measures to protect ourselves and our customers from the proliferation of counterfeit parts. MCC strongly encourages customers to purchase MCC parts either directly from MCC or from Authorized MCC Distributors who are listed by country on our web page cited below. Products customers buy either from MCC directly or from Authorized MCC Distributors are genuine parts, have full traceability, meet MCC's quality standards for handling and storage. **MCC will not provide any warranty coverage or other assistance for parts bought from Unauthorized Sources.** MCC is committed to combat this global problem and encourage our customers to do their part in stopping this practice by buying direct or from authorized distributors.

[www.mccsemi.com](http://www.mccsemi.com)



Компания «ЭлектроПласт» предлагает заключение долгосрочных отношений при поставках импортных электронных компонентов на взаимовыгодных условиях!

Наши преимущества:

- Оперативные поставки широкого спектра электронных компонентов отечественного и импортного производства напрямую от производителей и с крупнейших мировых складов;
- Поставка более 17-ти миллионов наименований электронных компонентов;
- Поставка сложных, дефицитных, либо снятых с производства позиций;
- Оперативные сроки поставки под заказ (от 5 рабочих дней);
- Экспресс доставка в любую точку России;
- Техническая поддержка проекта, помощь в подборе аналогов, поставка прототипов;
- Система менеджмента качества сертифицирована по Международному стандарту ISO 9001;
- Лицензия ФСБ на осуществление работ с использованием сведений, составляющих государственную тайну;
- Поставка специализированных компонентов (Xilinx, Altera, Analog Devices, Intersil, Interpoint, Microsemi, Aeroflex, Peregrine, Syfer, Eurofarad, Texas Instrument, Miteq, Cobham, E2V, MA-COM, Hittite, Mini-Circuits, General Dynamics и др.);

Помимо этого, одним из направлений компании «ЭлектроПласт» является направление «Источники питания». Мы предлагаем Вам помощь Конструкторского отдела:

- Подбор оптимального решения, техническое обоснование при выборе компонента;
- Подбор аналогов;
- Консультации по применению компонента;
- Поставка образцов и прототипов;
- Техническая поддержка проекта;
- Защита от снятия компонента с производства.



#### Как с нами связаться

**Телефон:** 8 (812) 309 58 32 (многоканальный)

**Факс:** 8 (812) 320-02-42

**Электронная почта:** [org@eplast1.ru](mailto:org@eplast1.ru)

**Адрес:** 198099, г. Санкт-Петербург, ул. Калинина, дом 2, корпус 4, литера А.