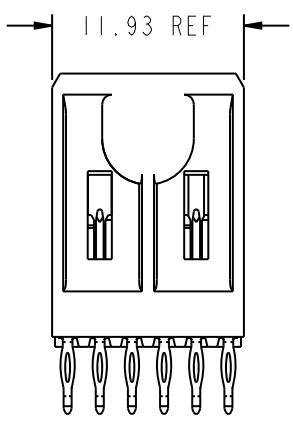
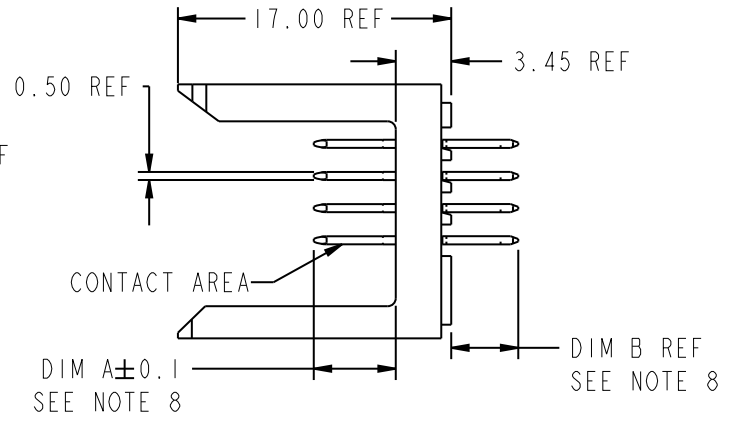
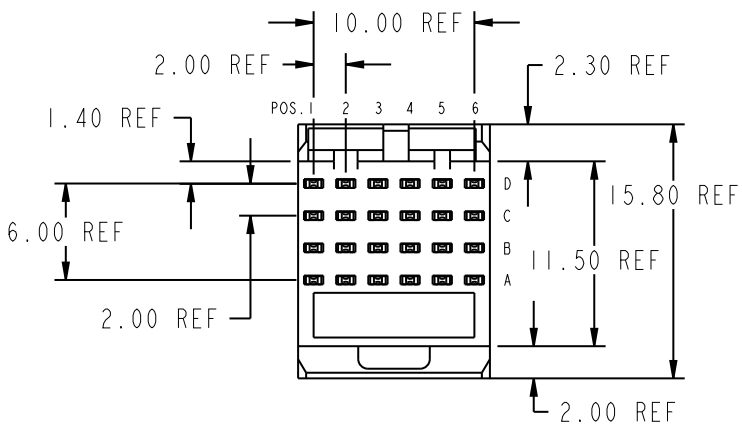


PRODUCT NUMBER
70218-XYX
70218-XYXLF



PLATING IN CONTACT AREA		
DASH NUMBER	PERFORMANCE LEVEL	NOTES
-Ayy	TELCORDIA CO	SEE NOTE 9
-N1yy	TELCORDIA CO (NXT)	-
-N5yy	TELCORDIA UE (NXT)	-
-1yy	TELCORDIA CO	-
-2yy	TELECOM CLASS	-
-3yy	IEC CLASS I	-
-5yy	TELCORDIA UE	-
-AyyLF	TELCORDIA CO	SEE NOTE 10
-N1yyLF	TELCORDIA CO (NXT) IEC CLASS I	SEE NOTE 10
-N5yyLF	TELCORDIA UE (NXT)	SEE NOTE 10
-1yyLF	TELCORDIA CO IEC CLASS I	SEE NOTE 10
-2yyLF	TELECOM CLASS	SEE NOTE 10
-5yyLF	TELCORDIA UE	SEE NOTE 10

www.fciconnect.com			surface 3.200	tolerance std	projection	mm
			ISO 1302	ISO 406 ISO 1101		
			TOLERANCES UNLESS OTHERWISE SPECIFIED			
Dr	T. BRUNGARD	01/24/00	ANGULAR	0.X	±0.3	size A4
Eng	M. STRAWSER	01/24/00	LINEAR	0.XX	±0.13	Scale 53:50
Chr	M. STRAWSER	01/24/00	0° ±2°	0.XXX	±.051	ECN *
Appr	M. STRAWSER	02/29/00	Product family	METRAL	Spec ref	*
				METRAL SIGNAL HEADER		dwg no 70218
			1 MOD, 4 ROW PRESS-FIT			Rev. BX
			catalog no	-	CUSTOMER	sheet 1 of 7

rev	ecn no	dr	date
BR	Y06-0498	DCH	2006-05-31
BS	DG08-0246	CENH	2008-9-12
BT	DG08-0188	TER	2008-11-25
BU	DG08-0346	CENH	2008-12-12
BV	DG09-0256	TER	2009-08-19
BW	DG09-0366	TER	2009-11-24
BX	DG11-0020	TER	2011-01-13

REV F - 2006-04-17



Copyright FCI.

1

2

3

4

A

B

C

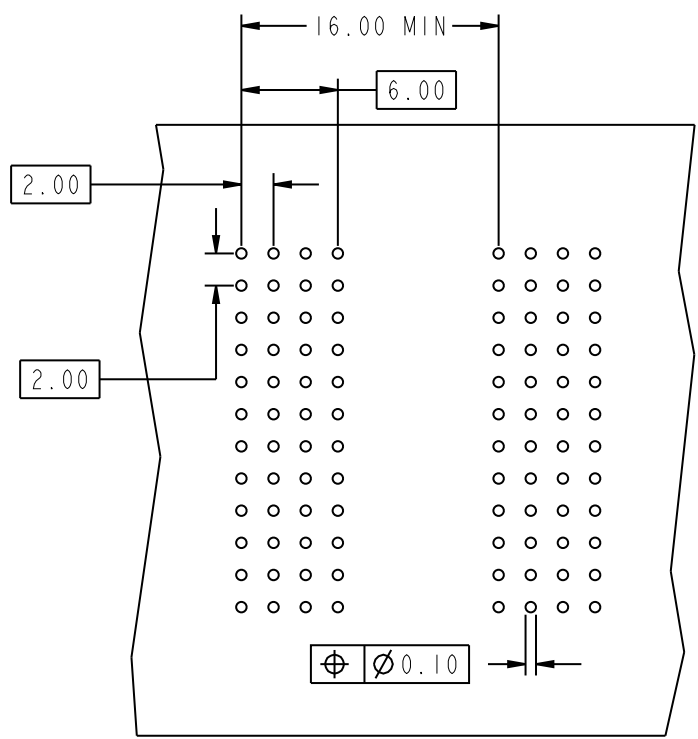
D

A

B

C

D



KEY		
CODE	DIMENSIONS	
	DIM "A" MATE	DIM "B" TAIL
1	5.00	4.30
2	5.75	4.30
3	6.50	4.30
4	7.25	4.30
5	5.00	13.60
6	5.75	13.60
7	6.50	13.60
8	7.25	13.60
9	5.00	17.00
11	6.50	17.00
12	7.25	17.00
13	8.25	4.30
14	8.25	13.60
19	8.00	4.30
20	8.00	13.60
21	8.00	17.00

REQUIRED PC BOARD LAYOUT
COMPONENT SIDE

SEE PRINT 58351 FOR
ADDITIONAL PCB INFORMATION



Copyright FCI.

www.fciconnect.com		surface 3.200	tolerance std	projection	mm
		ISO 1302	ISO 406 ISO 1101		
		TOLERANCES UNLESS OTHERWISE SPECIFIED			
Dr	T. BRUNGARD	01/24/00	ANGULAR	0.X	±0.3
Eng	M. STRAWSER	01/24/00	LINEAR	0.XX	±0.13
Chr	M. STRAWSER	01/24/00	0° ±2°	0.XXX	±.051
Appr	M. STRAWSER	02/29/00	Product family	METRAL	Spec ref *
		title METRAL SIGNAL HEADER			dwg no 70218
		1 MOD, 4 ROW PRESS-FIT			Rev. BX
		catalog no	CUSTOMER		sheet 2 of 7

REV F - 2006-04-17

2

PDM: Rev:BX

STATUS:Released

4 Printed: Jan 17, 2011



Copyright FCI.

METRAL P/N	ROW	CONTACT CODE MOD. I					
		1	2	3	4	5	6
70218-X01 SEE NOTE 11 LEAD FREE OPTION	D	19	19	-	3	-	1
	C	19	19	-	3	-	-
	B	19	19	-	3	-	1
	A	19	19	-	3	-	1

METRAL P/N	ROW	CONTACT CODE MOD. I					
		1	2	3	4	5	6
70218-X06 SEE NOTE 11 LEAD FREE OPTION	D	3	3	3	3	3	3
	C	3	3	3	3	3	3
	B	4	3	4	4	3	3
	A	4	3	3	3	3	3

METRAL P/N	ROW	CONTACT CODE MOD. I					
		1	2	3	4	5	6
70218-X11 SEE NOTE 11 LEAD FREE OPTION	D	1	-	-	-	1	-
	C	1	-	-	-	1	-
	B	1	-	-	-	1	-
	A	1	-	-	-	1	-

METRAL P/N	ROW	CONTACT CODE MOD. I					
		1	2	3	4	5	6
70218-X16 SEE NOTE 11 LEAD FREE OPTION	D	2	-	-	-	2	-
	C	2	-	-	-	2	-
	B	2	-	-	-	2	-
	A	2	-	-	-	2	-

METRAL P/N	ROW	CONTACT CODE MOD. I					
		1	2	3	4	5	6
70218-X21 SEE NOTE 11 LEAD FREE OPTION	D	1	4	4	4	4	19
	C	1	4	4	4	4	19
	B	3	4	4	4	4	19
	A	3	4	4	4	4	19

METRAL P/N	ROW	CONTACT CODE MOD. I					
		1	2	3	4	5	6
70218-X26 SEE NOTE 11 LEAD FREE OPTION	D	2	2	2	2	2	2
	C	2	2	2	2	2	2
	B	2	2	2	2	2	1
	A	2	2	2	2	2	2

METRAL P/N	ROW	CONTACT CODE MOD. I					
		1	2	3	4	5	6
70218-X02 SEE NOTE 11 LEAD FREE OPTION	D	2	2	2	2	2	3
	C	2	2	2	2	2	3
	B	2	2	2	2	2	3
	A	2	2	2	2	2	3

METRAL P/N	ROW	CONTACT CODE MOD. I					
		1	2	3	4	5	6
70218-X07 SEE NOTE 11 LEAD FREE OPTION	D	19	3	3	3	2	1
	C	19	3	3	3	2	1
	B	19	3	3	3	2	1
	A	19	3	3	3	2	1

METRAL P/N	ROW	CONTACT CODE MOD. I					
		1	2	3	4	5	6
70218-X12 SEE NOTE 11 LEAD FREE OPTION	D	13	13	13	13	-	-
	C	13	13	13	-	-	-
	B	13	13	13	-	-	13
	A	13	13	13	-	-	13

METRAL P/N	ROW	CONTACT CODE MOD. I					
		1	2	3	4	5	6
70218-X17 SEE NOTE 11 LEAD FREE OPTION	D	1	1	1	3	3	3
	C	13	13	13	13	13	13
	B	13	13	13	13	13	13
	A	13	13	13	13	13	13

METRAL P/N	ROW	CONTACT CODE MOD. I					
		1	2	3	4	5	6
70218-X22 SEE NOTE 11 LEAD FREE OPTION	D	4	4	4	4	2	2
	C	4	4	4	4	2	2
	B	4	4	4	4	2	2
	A	4	4	4	4	2	2

METRAL P/N	ROW	CONTACT CODE MOD. I					
		1	2	3	4	5	6
70218-X27 SEE NOTE 11 LEAD FREE OPTION	D	12	12	12	12	12	12
	C	12	12	12	12	12	12
	B	12	12	12	12	12	12
	A	12	12	12	12	12	12

METRAL P/N	ROW	CONTACT CODE MOD. I					
		1	2	3	4	5	6
70218-X03 SEE NOTE 11 LEAD FREE OPTION	D	3	3	3	3	3	3
	C	3	3	3	3	3	3
	B	3	3	4	4	3	3
	A	3	3	3	3	3	3

METRAL P/N	ROW	CONTACT CODE MOD. I					
		1	2	3	4	5	6
70218-X08 SEE NOTE 11 LEAD FREE OPTION	D	19	3	3	3	3	3
	C	19	3	3	3	3	3
	B	19	3	3	3	3	3
	A	19	3	3	3	3	3

METRAL P/N	ROW	CONTACT CODE MOD. I					
		1	2	3	4	5	6
70218-X13 SEE NOTE 11 LEAD FREE OPTION	D	14	14	14	14	-	-
	C	14	14	14	-	-	-
	B	14	14	14	-	-	14
	A	14	14	14	-	-	14

METRAL P/N	ROW	CONTACT CODE MOD. I					
		1	2	3	4	5	6
70218-X18 SEE NOTE 11 LEAD FREE OPTION	D	2	2	2	2	2	2
	C	2	2	2	2	2	2
	B	2	2	1	2	2	2
	A	2	2	2	2	2	2

METRAL P/N	ROW	CONTACT CODE MOD. I					
		1	2	3	4	5	6
70218-X23 SEE NOTE 11 LEAD FREE OPTION	D	2	2	4	4	4	4
	C	2	2	4	4	4	4
	B	2	2	4	4	4	4
	A	2	2	4	4	4	4

METRAL P/N	ROW	CONTACT CODE MOD. I					
		1	2	3	4	5	6
70218-X28 SEE NOTE 11 LEAD FREE OPTION	D	9	12	12	12	12	21
	C	9	12	12	12	12	21
	B	11	12	12	12	12	21
	A	11	12	12	12	12	21

METRAL P/N	ROW	CONTACT CODE MOD. I					
		1	2	3	4	5	6
70218-X04 SEE NOTE 11 LEAD FREE OPTION	D	3	3	3	3	3	3
	C	3	3	4	4	3	3
	B	3	3	3	3	3	3
	A	3	3	3	3	3	3

METRAL P/N	ROW	CONTACT CODE MOD. I					
		1	2	3	4	5	6
70218-X09 SEE NOTE 11 LEAD FREE OPTION	D	3	3	19	4	3	3
	C	3	3	19	4	3	3
	B	3	3	19	4	3	3
	A	3	3	19	4	3	3

METRAL P/N	ROW	CONTACT CODE MOD. I					
		1	2	3	4	5	6
70218-X14 SEE NOTE 11 LEAD FREE OPTION	D	19	19	19	19	-	-
	C	19	19	19	-	-	-
	B	19	19	19	-	-	19
	A	19	19	19	-	-	19

METRAL P/N	ROW	CONTACT CODE MOD. I					
		1	2	3	4	5	6
70218-X19 SEE NOTE 11 LEAD FREE OPTION	D	3	3	3	3	3	3
	C	3	3	3	3	3	3
	B	3	3	1	3	3	3
	A	3	3	3	3	3	3

METRAL P/N	ROW	CONTACT CODE MOD. I					
		1	2	3	4	5	6
70218-X24 SEE NOTE 11 LEAD FREE OPTION	D	1	1	2	2	1	1
	C	1	1	2	1	1	1
	B	1	1	2	1	1	1
	A	1	1	2	1	1	1

METRAL P/N	ROW	CONTACT CODE MOD. I					
		1	2	3	4	5	6
70218-X29 SEE NOTE 11 LEAD FREE OPTION	D	1	2	2	2	2	1
	C	2	2	2	2	2	2
	B	2	2	2	2	2	2
	A	2	2	2	2	2	2

METRAL P/N	ROW	CONTACT CODE MOD. I					
		1	2	3	4	5	6
70218-X05 SEE NOTE 11 LEAD FREE OPTION	D	3	3	3	3	3	3
	C	3	3	4	4	3	3
	B	4	3	3	3	3	3
	A	4	3	3	3	3	3

METRAL P/N	ROW	CONTACT CODE MOD. I					
		1	2	3	4	5	6
70218-X10 SEE NOTE 11 LEAD FREE OPTION	D	19	19	-	3	-	1
	C	19	19	-	3	-	1
	B	19	19	-	3	-	1
	A	19	19	-	3	-	1

METRAL P/N	ROW	CONTACT CODE MOD. I					
		1	2	3	4	5	6
70218-X15 SEE NOTE 11 LEAD FREE OPTION	D	20	20	20	20	-	-
	C	20	20	20	-	-	-
	B	20	20	20	-	-	20
	A	20	20	20	-	-	20

METRAL P/N	ROW	CONTACT CODE MOD. I					
		1	2	3	4	5	6
70218-X20 SEE NOTE 11 LEAD FREE OPTION	D	4	4	19	19	19	19
	C	4	4	19	19	19	19
	B	4	4	19	19	19	19
	A	4	4	19	19	19	19

METRAL P/N	ROW	CONTACT CODE MOD. I					
		1	2	3	4	5	6
70218-X25 SEE NOTE 11 LEAD FREE OPTION	D	2	-	2	2	-	-
	C	2	-	-	-	-	-
	B	-	-	-	-	2	-
	A	2	2	-	-	2	-

METRAL P/N	ROW	CONTACT CODE MOD. I					
		1	2	3	4	5	6
70218-X30 SEE NOTE 11 LEAD FREE OPTION	D	-	-	-	-	-	-
	C	1	1	1	1	1	3
	B	1	1	1	1	1	3
	A	1	1	1	1	1	3

www.fciconnect.com		surface 3.200	tolerance std	projection	mm
		ISO 1302	ISO 406 ISO 1101		
		TOLERANCES UNLESS OTHERWISE SPECIFIED			
Dr	T. BRUNGARD	01/24/00	ANGULAR	0.X	±0.3
Eng	M. STRAWSER	01/24/00	LINEAR	0.XX	±0.13
Chr	M. STRAWSER	01/24/00	0° ±2°	0.XXX	±.051
Appr	M. STRAWSER	02/29/00	Product family	METRAL	Spec ref *
		METRAL SIGNAL HEADER			dwg no
		1 MOD, 4 ROW PRESS-FIT			70218
		catalog no	CUSTOMER		Rev. BX
				sheet 3 of 7	



Copyright FCI.

METRAL P/N	ROW	CONTACT CODE MOD. I					
		1	2	3	4	5	6
70218-X31 SEE NOTE 11 LEAD FREE OPTION	D	4	4	3	3	3	3
	C	4	4	3	3	3	3
	B	4	4	3	3	3	3
	A	4	4	3	3	3	3

METRAL P/N	ROW	CONTACT CODE MOD. I					
		1	2	3	4	5	6
70218-X36 SEE NOTE 11 LEAD FREE OPTION	D	5	5	7	5	5	5
	C	5	5	7	5	5	5
	B	5	5	5	5	5	7
	A	5	5	5	5	5	7

METRAL P/N	ROW	CONTACT CODE MOD. I					
		1	2	3	4	5	6
70218-X41 SEE NOTE 11 LEAD FREE OPTION	D	7	6	6	6	6	6
	C	7	6	6	6	6	6
	B	7	6	6	6	6	6
	A	7	6	6	6	6	6

METRAL P/N	ROW	CONTACT CODE MOD. I					
		1	2	3	4	5	6
70218-X46 SEE NOTE 11 LEAD FREE OPTION	D	1	1	1	1	1	1
	C	2	2	2	2	2	2
	B	2	2	3	3	2	4
	A	3	3	3	3	3	3

METRAL P/N	ROW	CONTACT CODE MOD. I					
		1	2	3	4	5	6
70218-X51 SEE NOTE 11 LEAD FREE OPTION	D	3	3	3	3	3	3
	C	3	3	3	3	3	3
	B	3	3	3	3	3	3
	A	3	3	4	4	3	3

METRAL P/N	ROW	CONTACT CODE MOD. I					
		1	2	3	4	5	6
70218-X56 SEE NOTE 11 LEAD FREE OPTION	D	9	9	9	9	9	9
	C	9	9	9	9	9	9
	B	9	9	9	9	9	21
	A	9	9	9	9	9	21

METRAL P/N	ROW	CONTACT CODE MOD. I					
		1	2	3	4	5	6
70218-X32 SEE NOTE 11 LEAD FREE OPTION	D	3	3	3	3	4	4
	C	3	3	3	3	4	4
	B	3	3	3	3	4	4
	A	3	3	3	3	4	4

METRAL P/N	ROW	CONTACT CODE MOD. I					
		1	2	3	4	5	6
70218-X37 SEE NOTE 11 LEAD FREE OPTION	D	5	5	5	5	5	7
	C	5	5	7	5	5	7
	B	5	5	5	5	5	7
	A	5	5	5	5	5	7

METRAL P/N	ROW	CONTACT CODE MOD. I					
		1	2	3	4	5	6
70218-X42 SEE NOTE 11 LEAD FREE OPTION	D	3	3	3	3	3	4
	C	3	3	3	3	3	3
	B	3	3	3	3	3	3
	A	3	3	3	3	3	3

METRAL P/N	ROW	CONTACT CODE MOD. I					
		1	2	3	4	5	6
70218-X47 SEE NOTE 11 LEAD FREE OPTION	D	6	6	6	6	8	6
	C	6	6	6	6	6	6
	B	6	6	6	6	6	6
	A	6	6	7	7	6	6

METRAL P/N	ROW	CONTACT CODE MOD. I					
		1	2	3	4	5	6
70218-X52 SEE NOTE 11 LEAD FREE OPTION	D	3	1	2	2	2	2
	C	3	1	2	2	2	2
	B	3	1	2	2	2	2
	A	3	1	2	2	2	2

METRAL P/N	ROW	CONTACT CODE MOD. I					
		1	2	3	4	5	6
70218-X57 SEE NOTE 11 LEAD FREE OPTION	D	1	1	1	1	1	1
	C	1	1	1	1	1	1
	B	1	1	1	1	1	19
	A	1	1	1	1	1	19

METRAL P/N	ROW	CONTACT CODE MOD. I					
		1	2	3	4	5	6
70218-X33 SEE NOTE 11 LEAD FREE OPTION	D	19	19	19	19	4	4
	C	19	19	19	19	4	4
	B	19	19	19	19	4	4
	A	19	19	19	19	4	4

METRAL P/N	ROW	CONTACT CODE MOD. I					
		1	2	3	4	5	6
70218-X38 SEE NOTE 11 LEAD FREE OPTION	D	19	19	19	-	-	-
	C	19	19	19	-	-	-
	B	19	19	19	-	-	19
	A	19	19	19	-	-	19

METRAL P/N	ROW	CONTACT CODE MOD. I					
		1	2	3	4	5	6
70218-X43 SEE NOTE 11 LEAD FREE OPTION	D	6	6	6	6	6	8
	C	6	6	6	6	6	6
	B	6	6	6	6	6	6
	A	6	6	7	7	6	6

METRAL P/N	ROW	CONTACT CODE MOD. I					
		1	2	3	4	5	6
70218-X48 SEE NOTE 11 LEAD FREE OPTION	D	3	1	1	1	1	1
	C	3	4	1	1	1	1
	B	1	4	3	3	1	1
	A	1	1	1	1	1	1

METRAL P/N	ROW	CONTACT CODE MOD. I					
		1	2	3	4	5	6
70218-X53 SEE NOTE 11 LEAD FREE OPTION	D	3	3	2	2	2	2
	C	3	3	2	2	2	2
	B	3	3	2	2	2	2
	A	3	3	2	2	2	2

METRAL P/N	ROW	CONTACT CODE MOD. I					
		1	2	3	4	5	6
70218-X58 SEE NOTE 11 LEAD FREE OPTION	D	2	-	2	-	2	-
	C	-	19	-	2	-	19
	B	2	-	19	-	19	-
	A	-	2	-	2	-	19

METRAL P/N	ROW	CONTACT CODE MOD. I					
		1	2	3	4	5	6
70218-X34 SEE NOTE 11 LEAD FREE OPTION	D	7	5	5	5	5	7
	C	7	5	5	5	5	7
	B	7	5	5	5	5	7
	A	7	5	5	5	5	7

METRAL P/N	ROW	CONTACT CODE MOD. I					
		1	2	3	4	5	6
70218-X39 SEE NOTE 11 LEAD FREE OPTION	D	-	3	-	3	-	3
	C	2	-	2	-	2	-
	B	-	2	-	2	-	2
	A	3	-	3	-	3	-

METRAL P/N	ROW	CONTACT CODE MOD. I					
		1	2	3	4	5	6
70218-X44 SEE NOTE 11 LEAD FREE OPTION	D	-	2	-	2	-	2
	C	2	-	2	-	2	-
	B	-	2	-	2	-	2
	A	2	-	2	-	2	-

METRAL P/N	ROW	CONTACT CODE MOD. I					
		1	2	3	4	5	6
70218-X49 SEE NOTE 11 LEAD FREE OPTION	D	3	3	3	3	3	3
	C	3	3	3	3	3	3
	B	4	3	3	3	3	3
	A	4	3	3	3	3	3

METRAL P/N	ROW	CONTACT CODE MOD. I					
		1	2	3	4	5	6
70218-X54 SEE NOTE 11 LEAD FREE OPTION	D	2	-	2	-	2	-
	C	-	2	-	2	-	2
	B	2	-	2	-	2	-
	A	-	2	-	2	-	2

METRAL P/N	ROW	CONTACT CODE MOD. I					
		1	2	3	4	5	6
70218-X59 SEE NOTE 11 LEAD FREE OPTION	D	1	1	1	1	1	4
	C	1	1	1	4	1	1
	B	1	4	1	1	1	1
	A	1	1	1	1	1	4

METRAL P/N	ROW	CONTACT CODE MOD. I					
		1	2	3	4	5	6
70218-X35 SEE NOTE 11 LEAD FREE OPTION	D	5	7	5	5	5	5
	C	5	7	5	5	5	5
	B	5	5	5	5	5	5
	A	5	5	5	5	5	5

METRAL P/N	ROW	CONTACT CODE MOD. I					
		1	2	3	4	5	6
70218-X40 SEE NOTE 11 LEAD FREE OPTION	D	3	2	2	2	2	2
	C	3	2	2	2	2	2
	B	3	2	2	2	2	2
	A	3	2	2	2	2	2

METRAL P/N	ROW	CONTACT CODE MOD. I					
		1	2	3	4	5	6
70218-X45 SEE NOTE 11 LEAD FREE OPTION	D	-	1	-	1	-	-
	C	1	-	-	1	-	-
	B	-	1	-	1	-	1
	A	1	-	-	1	-	-

METRAL P/N	ROW	CONTACT CODE MOD. I					
		1	2	3	4	5	6
70218-X50 SEE NOTE 11 LEAD FREE OPTION	D	2	2	2	2	2	2
	C	2	2	2	2	2	2
	B	2	2	2	2	2	4
	A	2	2	2	2	2	4

METRAL P/N	ROW	CONTACT CODE MOD. I					
		1	2	3	4	5	6
70218-X55 SEE NOTE 11 LEAD FREE OPTION	D	2	2	2	19	19	19
	C	2	2	2	19	19	19
	B	2	2	2	19	19	19
	A	2	2	2	19	19	19

METRAL P/N	ROW	CONTACT CODE MOD. I					
		1	2	3	4	5	6
70218-X60 SEE NOTE 11 LEAD FREE OPTION	D	1	1	1	3	1	1
	C	1	1	1	3	1	1
	B	3	3	1	3	1	1
	A	4	4	4	4	4	4

www.fciconnect.com		surface 3.200	tolerance std	projection	mm
		ISO 1302	ISO 406	ISO 1101	
TOLERANCES UNLESS OTHERWISE SPECIFIED					
Dr	T. BRUNGARD	01/24/00	ANGULAR	0.X	±0.3
Eng	M. STRAWSER	01/24/00	LINEAR	0.XX	±0.13
Chr	M. STRAWSER	01/24/00	0° ±2°	0.XXX	±.051
Appr	M. STRAWSER	02/29/00	Product family	METRAL	Spec ref *
FCI METRAL SIGNAL HEADER			dwg no	70218	Rev. BX
1 MOD, 4 ROW PRESS-FIT			customer		
catalog no					sheet 4 of 7

REV F - 2006-04-17



Copyright FCI.

METRAL P/N	ROW	CONTACT CODE MOD. I					
		1	2	3	4	5	6
70218-X61 SEE NOTE 11 LEAD FREE OPTION	D	3	3	3	19	3	3
	C	3	3	2	19	2	3
	B	3	3	3	19	3	3
	A	3	3	1	19	1	3

METRAL P/N	ROW	CONTACT CODE MOD. I					
		1	2	3	4	5	6
70218-X66 SEE NOTE 11 LEAD FREE OPTION	D	7	6	6	6	6	7
	C	7	6	6	6	6	7
	B	7	6	6	6	6	7
	A	7	6	6	6	6	7

METRAL P/N	ROW	CONTACT CODE MOD. I					
		1	2	3	4	5	6
70218-X71 SEE NOTE 11 LEAD FREE OPTION	D	-	3	4	3	-	3
	C	-	3	4	3	-	-
	B	-	-	4	-	3	3
	A	3	-	4	-	3	3

METRAL P/N	ROW	CONTACT CODE MOD. I					
		1	2	3	4	5	6
70218-X76 SEE NOTE 11 LEAD FREE OPTION	D	3	3	3	3	3	3
	C	3	3	3	3	3	3
	B	3	3	3	3	3	3
	A	3	3	3	3	1	3

METRAL P/N	ROW	CONTACT CODE MOD. I					
		1	2	3	4	5	6
70218-X81 SEE NOTE 11 LEAD FREE OPTION	D	6	6	6	6	6	5
	C	6	6	6	6	6	6
	B	6	6	6	6	6	6
	A	6	6	6	6	6	6

METRAL P/N	ROW	CONTACT CODE MOD. I					
		1	2	3	4	5	6
70218-X86 SEE NOTE 11 LEAD FREE OPTION	D	1	1	2	2	2	2
	C	1	1	2	2	2	2
	B	1	1	2	2	2	2
	A	1	1	2	2	2	2

METRAL P/N	ROW	CONTACT CODE MOD. I					
		1	2	3	4	5	6
70218-X62 SEE NOTE 11 LEAD FREE OPTION	D	19	2	3	2	3	3
	C	19	3	3	3	3	3
	B	19	3	3	3	3	3
	A	19	3	1	3	3	3

METRAL P/N	ROW	CONTACT CODE MOD. I					
		1	2	3	4	5	6
70218-X67 SEE NOTE 11 LEAD FREE OPTION	D	7	5	5	5	5	5
	C	7	5	5	5	5	5
	B	7	5	5	5	5	5
	A	7	5	5	5	5	5

METRAL P/N	ROW	CONTACT CODE MOD. I					
		1	2	3	4	5	6
70218-X72 SEE NOTE 11 LEAD FREE OPTION	D	4	2	3	3	3	3
	C	4	3	3	3	3	3
	B	4	3	3	3	3	3
	A	4	3	1	3	3	3

METRAL P/N	ROW	CONTACT CODE MOD. I					
		1	2	3	4	5	6
70218-X77 SEE NOTE 11 LEAD FREE OPTION	D	8	6	7	7	7	7
	C	8	7	7	7	7	7
	B	8	7	7	7	7	7
	A	8	7	5	7	7	7

METRAL P/N	ROW	CONTACT CODE MOD. I					
		1	2	3	4	5	6
70218-X82 SEE NOTE 11 LEAD FREE OPTION	D	2	2	2	2	2	2
	C	3	3	4	3	4	3
	B	2	2	2	2	2	2
	A	2	2	2	2	2	2

METRAL P/N	ROW	CONTACT CODE MOD. I					
		1	2	3	4	5	6
70218-X87 SEE NOTE 11 LEAD FREE OPTION	D	2	1	2	1	2	2
	C	2	2	3	2	2	2
	B	2	2	2	2	2	2
	A	2	2	2	2	2	2

METRAL P/N	ROW	CONTACT CODE MOD. I					
		1	2	3	4	5	6
70218-X63 SEE NOTE 11 LEAD FREE OPTION	D	1	1	-	1	1	-
	C	-	-	-	-	-	-
	B	-	-	-	-	-	-
	A	1	1	-	1	1	-

METRAL P/N	ROW	CONTACT CODE MOD. I					
		1	2	3	4	5	6
70218-X68 SEE NOTE 11 LEAD FREE OPTION	D	1	1	1	3	1	1
	C	1	1	1	3	1	1
	B	1	1	1	3	1	1
	A	1	1	1	3	1	1

METRAL P/N	ROW	CONTACT CODE MOD. I					
		1	2	3	4	5	6
70218-X73 SEE NOTE 11 LEAD FREE OPTION	D	-	2	-	2	-	2
	C	2	-	2	-	2	-
	B	-	2	-	2	-	2
	A	2	-	2	-	2	-

METRAL P/N	ROW	CONTACT CODE MOD. I					
		1	2	3	4	5	6
70218-X78 SEE NOTE 11 LEAD FREE OPTION	D	4	3	4	2	2	3
	C	4	3	4	2	2	3
	B	4	3	4	2	2	3
	A	4	3	4	2	4	3

METRAL P/N	ROW	CONTACT CODE MOD. I					
		1	2	3	4	5	6
70218-X83 SEE NOTE 11 LEAD FREE OPTION	D	1	2	2	2	2	2
	C	1	2	2	2	2	2
	B	1	2	2	2	2	2
	A	1	2	2	2	2	2

METRAL P/N	ROW	CONTACT CODE MOD. I					
		1	2	3	4	5	6
70218-X88 SEE NOTE 11 LEAD FREE OPTION	D	6	6	6	6	6	6
	C	7	7	8	6	6	6
	B	6	6	6	6	6	6
	A	6	6	6	6	6	6

METRAL P/N	ROW	CONTACT CODE MOD. I					
		1	2	3	4	5	6
70218-X64 SEE NOTE 11 LEAD FREE OPTION	D	7	5	5	6	6	7
	C	7	5	5	6	6	7
	B	7	5	5	6	6	7
	A	7	5	5	6	6	7

METRAL P/N	ROW	CONTACT CODE MOD. I					
		1	2	3	4	5	6
70218-X69 SEE NOTE 11 LEAD FREE OPTION	D	3	1	1	3	1	1
	C	3	1	1	3	1	1
	B	3	1	1	3	1	1
	A	3	1	1	3	1	1

METRAL P/N	ROW	CONTACT CODE MOD. I					
		1	2	3	4	5	6
70218-X74 SEE NOTE 11 LEAD FREE OPTION	D	4	3	3	3	3	3
	C	4	3	3	3	3	3
	B	4	3	3	3	3	3
	A	4	3	3	3	3	3

METRAL P/N	ROW	CONTACT CODE MOD. I					
		1	2	3	4	5	6
70218-X79 SEE NOTE 11 LEAD FREE OPTION	D	4	3	4	2	2	4
	C	4	3	4	2	2	2
	B	4	3	4	2	2	2
	A	4	3	4	2	2	2

METRAL P/N	ROW	CONTACT CODE MOD. I					
		1	2	3	4	5	6
70218-X84 SEE NOTE 11 LEAD FREE OPTION	D	2	1	1	1	1	1
	C	2	1	1	1	1	1
	B	2	1	1	1	1	1
	A	2	1	1	1	1	1

METRAL P/N	ROW	CONTACT CODE MOD. I					
		1	2	3	4	5	6
70218-X89 SEE NOTE 11 LEAD FREE OPTION	D	2	2	2	2	2	2
	C	2	4	2	2	2	2
	B	2	2	2	2	2	2
	A	2	2	2	2	2	2

METRAL P/N	ROW	CONTACT CODE MOD. I					
		1	2	3	4	5	6
70218-X65 SEE NOTE 11 LEAD FREE OPTION	D	3	1	1	2	2	3
	C	3	1	1	2	2	3
	B	3	1	1	2	2	3
	A	3	1	1	2	2	3

METRAL P/N	ROW	CONTACT CODE MOD. I					
		1	2	3	4	5	6
70218-X70 SEE NOTE 11 LEAD FREE OPTION	D	3	3	3	3	3	3
	C	3	3	3	3	3	3
	B	3	3	3	3	3	3
	A	-	-	-	-	-	3

METRAL P/N	ROW	CONTACT CODE MOD. I					
		1	2	3	4	5	6
70218-X75 SEE NOTE 11 LEAD FREE OPTION	D	7	7	7	7	7	7
	C	7	7	7	7	7	7
	B	7	7	7	7	7	7
	A	7	7	7	7	5	7

METRAL P/N	ROW	CONTACT CODE MOD. I					
		1	2	3	4	5	6
70218-X80 SEE NOTE 11 LEAD FREE OPTION	D	3	3	3	3	3	3
	C	3	3	3	3	3	3
	B	3	3	3	3	3	3
	A	3	3	4	4	3	3

METRAL P/N	ROW	CONTACT CODE MOD. I					
		1	2	3	4	5	6
70218-X85 SEE NOTE 11 LEAD FREE OPTION	D	1	1	1	1	2	1
	C	1	1	1	1	4	1
	B	1	1	1	1	2	1
	A	1	1	1	1	2	1

METRAL P/N	ROW	CONTACT CODE MOD. I					
		1	2	3	4	5	6
70218-X90 SEE NOTE 11 LEAD FREE OPTION	D	1	1	3	2	1	2
	C	2	2	2	2	2	2
	B	2	2	2	2	2	2
	A	2	2	2	2	2	2

www.fciconnect.com		surface 3.200	tolerance std	projection	mm
		ISO 1302	ISO 406 ISO 1101		
		TOLERANCES UNLESS OTHERWISE SPECIFIED			
Dr	T. BRUNGARD	01/24/00	ANGULAR	0.X	±0.3
Eng	M. STRAWSER	01/24/00	LINEAR	0.XX	±0.13
Chr	M. STRAWSER	01/24/00	0° ±		



Copyright FCI.

METRAL P/N	ROW	CONTACT CODE MOD. I					
		1	2	3	4	5	6
70218-X91 SEE NOTE 11 LEAD FREE OPTION	D	2	2	2	2	2	2
	C	3	3	4	2	2	2
	B	2	2	2	2	2	2
	A	2	2	2	2	2	2

METRAL P/N	ROW	CONTACT CODE MOD. I					
		1	2	3	4	5	6
70218-X96 SEE NOTE 11 LEAD FREE OPTION	D	6	6	6	6	6	6
	C	6	6	8	6	6	6
	B	8	6	6	6	6	6
	A	7	6	6	6	6	6

METRAL P/N	ROW	CONTACT CODE MOD. I					
		1	2	3	4	5	6
70218-X101 SEE NOTE 11 LEAD FREE OPTION	D	2	2	2	2	2	1
	C	2	2	1	2	1	2
	B	2	1	2	2	2	2
	A	2	2	2	2	2	2

METRAL P/N	ROW	CONTACT CODE MOD. I					
		1	2	3	4	5	6
70218-X106 SEE NOTE 11 LEAD FREE OPTION	D	2	3	2	2	2	19
	C	2	3	2	2	2	19
	B	2	3	2	2	2	19
	A	2	3	2	2	2	19

METRAL P/N	ROW	CONTACT CODE MOD. I					
		1	2	3	4	5	6
70218-X111 SEE NOTE 11 LEAD FREE OPTION	D	7	6	5	5	5	5
	C	7	6	5	5	5	5
	B	7	6	5	5	5	5
	A	7	6	5	5	5	5

METRAL P/N	ROW	CONTACT CODE MOD. I					
		1	2	3	4	5	6
70218-X116 SEE NOTE 11 LEAD FREE OPTION	D	2	2	2	2	2	1
	C	2	2	2	2	2	2
	B	1	1	1	1	1	1
	A	2	2	2	2	2	2

METRAL P/N	ROW	CONTACT CODE MOD. I					
		1	2	3	4	5	6
70218-X92 SEE NOTE 11 LEAD FREE OPTION	D	2	2	2	2	2	2
	C	2	2	2	4	2	2
	B	2	2	2	2	2	2
	A	2	2	2	2	2	2

METRAL P/N	ROW	CONTACT CODE MOD. I					
		1	2	3	4	5	6
70218-X97 SEE NOTE 11 LEAD FREE OPTION	D	6	6	6	6	6	6
	C	6	6	5	5	6	6
	B	6	6	6	6	6	6
	A	6	6	6	6	6	6

METRAL P/N	ROW	CONTACT CODE MOD. I					
		1	2	3	4	5	6
70218-X102 SEE NOTE 11 LEAD FREE OPTION	D	6	6	6	6	6	5
	C	6	6	6	6	6	5
	B	6	6	6	6	6	6
	A	6	6	6	6	6	5

METRAL P/N	ROW	CONTACT CODE MOD. I					
		1	2	3	4	5	6
70218-X107 SEE NOTE 11 LEAD FREE OPTION	D	19	2	3	2	3	2
	C	19	2	3	2	3	2
	B	19	2	3	2	3	2
	A	19	2	3	2	3	2

METRAL P/N	ROW	CONTACT CODE MOD. I					
		1	2	3	4	5	6
70218-X112 SEE NOTE 11 LEAD FREE OPTION	D	1	3	1	1	1	1
	C	1	3	1	1	1	1
	B	1	3	1	1	1	1
	A	1	3	1	1	1	1

METRAL P/N	ROW	CONTACT CODE MOD. I					
		1	2	3	4	5	6
70218-X117 SEE NOTE 11 LEAD FREE OPTION	D	7	6	20	6	6	6
	C	20	6	20	6	6	6
	B	6	6	20	6	6	6
	A	6	6	20	6	6	6

METRAL P/N	ROW	CONTACT CODE MOD. I					
		1	2	3	4	5	6
70218-X93 SEE NOTE 11 LEAD FREE OPTION	D	2	2	2	2	1	2
	C	2	2	2	2	2	2
	B	2	2	2	2	2	2
	A	2	2	2	2	2	2

METRAL P/N	ROW	CONTACT CODE MOD. I					
		1	2	3	4	5	6
70218-X98 SEE NOTE 11 LEAD FREE OPTION	D	6	6	6	5	6	6
	C	7	6	6	6	6	6
	B	6	6	6	6	6	6
	A	6	6	6	5	6	6

METRAL P/N	ROW	CONTACT CODE MOD. I					
		1	2	3	4	5	6
70218-X103 SEE NOTE 11 LEAD FREE OPTION	D	6	6	20	6	6	6
	C	6	6	20	6	6	6
	B	6	6	20	6	6	6
	A	6	6	20	6	6	6

METRAL P/N	ROW	CONTACT CODE MOD. I					
		1	2	3	4	5	6
70218-X108 SEE NOTE 11 LEAD FREE OPTION	D	1	1	3	2	3	1
	C	1	1	3	2	3	1
	B	1	1	3	2	3	1
	A	1	1	3	2	3	1

METRAL P/N	ROW	CONTACT CODE MOD. I					
		1	2	3	4	5	6
70218-X113 SEE NOTE 11 LEAD FREE OPTION	D	3	2	3	2	2	2
	C	3	2	3	2	2	2
	B	3	2	3	2	2	2
	A	3	2	3	2	2	2

METRAL P/N	ROW	CONTACT CODE MOD. I					
		1	2	3	4	5	6
70218-X118 SEE NOTE 11 LEAD FREE OPTION	D	2	2	2	2	2	1
	C	2	2	2	2	1	2
	B	2	2	19	2	2	2
	A	2	2	1	2	2	2

METRAL P/N	ROW	CONTACT CODE MOD. I					
		1	2	3	4	5	6
70218-X94 SEE NOTE 11 LEAD FREE OPTION	D	2	2	2	2	2	2
	C	2	2	2	2	4	2
	B	2	2	2	2	2	2
	A	2	2	2	2	2	2

METRAL P/N	ROW	CONTACT CODE MOD. I					
		1	2	3	4	5	6
70218-X99 SEE NOTE 11 LEAD FREE OPTION	D	1	1	1	1	19	19
	C	1	1	1	1	19	19
	B	1	1	1	1	19	19
	A	1	1	1	1	19	19

METRAL P/N	ROW	CONTACT CODE MOD. I					
		1	2	3	4	5	6
70218-X104 SEE NOTE 11 LEAD FREE OPTION	D	7	6	6	6	6	6
	C	20	6	6	6	6	6
	B	6	6	6	20	6	6
	A	6	6	6	6	6	6

METRAL P/N	ROW	CONTACT CODE MOD. I					
		1	2	3	4	5	6
70218-X109 SEE NOTE 11 LEAD FREE OPTION	D	2	1	1	2	2	2
	C	2	1	1	2	2	2
	B	2	1	1	2	2	2
	A	2	1	1	2	2	2

METRAL P/N	ROW	CONTACT CODE MOD. I					
		1	2	3	4	5	6
70218-X114 SEE NOTE 11 LEAD FREE OPTION	D	6	6	6	6	6	6
	C	6	6	6	6	6	6
	B	7	6	6	6	6	6
	A	7	6	6	6	6	6

METRAL P/N	ROW	CONTACT CODE MOD. I					
		1	2	3	4	5	6
70218-X119 SEE NOTE 11 LEAD FREE OPTION	D	20	6	6	6	6	6
	C	20	6	6	6	6	6
	B	20	6	6	6	6	6
	A	20	6	6	6	6	6

METRAL P/N	ROW	CONTACT CODE MOD. I					
		1	2	3	4	5	6
70218-X95 SEE NOTE 11 LEAD FREE OPTION	D	2	2	2	1	2	2
	C	2	2	2	2	2	2
	B	2	2	2	2	2	2
	A	2	2	2	2	2	2

METRAL P/N	ROW	CONTACT CODE MOD. I					
		1	2	3	4	5	6
70218-X100 SEE NOTE 11 LEAD FREE OPTION	D	4	2	2	2	2	4
	C	2	2	2	2	2	2
	B	2	2	2	2	2	2
	A	4	2	2	4	2	2

METRAL P/N	ROW	CONTACT CODE MOD. I					
		1	2	3	4	5	6
70218-X105 SEE NOTE 11 LEAD FREE OPTION	D	6	6	6	6	20	20
	C	6	6	6	6	20	20
	B	6	6	6	6	20	20
	A	6	6	6	6	20	20

METRAL P/N	ROW	CONTACT CODE MOD. I					
		1	2	3	4	5	6
70218-X110 SEE NOTE 11 LEAD FREE OPTION	D	1	1	2	2	2	3
	C	1	1	2	2	2	3
	B	2	2	2	2	2	3
	A	2	2	2	2	2	3

METRAL P/N	ROW	CONTACT CODE MOD. I					
		1	2	3	4	5	6
70218-X115 SEE NOTE 11 LEAD FREE OPTION	D	2	1	3	2	2	3
	C	2	1	3	2	2	3
	B	2	1	3	2	2	3
	A	2	1	3	2	2	3

METRAL P/N	ROW	CONTACT CODE MOD. I					
		1	2	3	4	5	6
70218-X120 SEE NOTE 11 LEAD FREE OPTION	D	2	2	19	2	19	2
	C	2	2	19	2	19	2
	B	2	1	19	2	19	2
	A	2	2	19	2	19	2

www.fciconnect.com		surface 3.200	tolerance std	projection	mm
		ISO 1302	ISO 406 ISO 1101		
TOLERANCES UNLESS OTHERWISE SPECIFIED					
Dr	T. BRUNGARD	01/24/00	ANGULAR	0.X	±0.3
Eng	M. STR				

METRAL P/N	ROW	CONTACT CODE MOD. I					
		1	2	3	4	5	6
70218-X121 SEE NOTE 11 LEAD FREE OPTION	D	2	2	3	19	1	19
	C	2	2	3	19	2	19
	B	2	2	3	19	19	2
	A	2	2	3	19	19	3



NOTES:

1. FOR DIM A AND B SEE SHEET 2 AND UP.
2. BODY MATERIAL: LIQUID CRYSTAL

POLYMER 30 % GLASS.

FLAME RETARDANT ACC. UL 94-V0.
3. PIN MATERIAL:
PHOSPHOR BRONZE.
4. PLATING ON PRESS-FIT TAIL:
70218 -XXX IS SnPb
70218-XYLF IS SN (LEAD FREE)
PLATING ON CONTACT AREA CONFORMS TO PERFORMANCE LEVEL SHOWN IN TABLE.
5. PRODUCT MARKING:
PART NUMBER DESIGNATION & BATCH I.D.
6. ALL PRODUCTS WITH PART NUMBERS SHOWN IN SUBSEQUENT TABLES WILL BE PACKAGED IN TUBES. IF TRAY PACKAGING IS REQUIRED, A SUFFIX "P" WILL BE ADDED TO THE END OF THE PART NUMBER. EXAMPLE: XXXXX-XXXP OR XXXXX-XXXPLF
7. PRODUCT SPECIFICATION GS-12-180
APPLICATION SPECIFICATION BUS-20-073
8. AFTER INSERTION INTO CIRCUIT BOARD WITH QUALIFIED TOOL.
9. -A PLATING HAS Au FLASH IN PRESS FIT AREA (LEAD FREE).
10. THE PRODUCTS WHERE THE PART NUMBER ENDS IN LF MEET THE EUROPEAN UNION DIRECTIVES AND OTHER COUNTRY REGULATIONS AS DESCRIBED IN GS-22-008.
11. FOR LEAD FREE PART NUMBERS, ADD AN "LF" SUFFIX. EXAMPLE: 70218-X01LF
12. ALL PRODUCTS EXCEPT THOSE WITH PART NUMBERS CONTAINING (DRAWING NO.)-N1--- OR (DRAWING NO.)-N5---WILL WITHSTAND EXPOSURE TO 260°C FOR 60 SECONDS IN A CONVECTION, INFRA-RED OR VAPOR PHASE REFLOW OVEN. PART NUMBERS (DRAWING NO.)-N1--- AND (DRAWINGS NO.)-N5---WILL NOT WITHSTAND REFLOW AND Au CONTACT SURFACE OF THE CONTACTS SHALL BE EXPOSED TO A MAXIMUM 140°C FOR NO LONGER THAN 15 SECONDS IN A WAVE SOLDER APPLICATION.

A

B

C

D

A

B

C

D



Copyright FCI.

www.fciconnect.com			surface 3.200 ISO 1302	tolerance std ISO 406 ISO 1101	projection mm			
			TOLERANCES UNLESS OTHERWISE SPECIFIED					
Dr	T.BRUNGARD	01/24/00	ANGULAR	LINEAR	0.X	±0.3	size A4	Scale 53:50
Eng	M.STRAWSER	01/24/00			0.XX	±0.13	ECN	*
Chr	M.STRAWSER	01/24/00			0° ±2°	0.XXX		
Appr	M.STRAWSER	02/29/00	Product family		METRAL	Spec ref *		
			METRAL SIGNAL HEADER			dwg no	70218	Rev. BX
			I MOD, 4 ROW PRESS-FIT			CUSTOMER		sheet 7 of 7
			catalog no		-			



Компания «ЭлектроПласт» предлагает заключение долгосрочных отношений при поставках импортных электронных компонентов на взаимовыгодных условиях!

Наши преимущества:

- Оперативные поставки широкого спектра электронных компонентов отечественного и импортного производства напрямую от производителей и с крупнейших мировых складов;
- Поставка более 17-ти миллионов наименований электронных компонентов;
- Поставка сложных, дефицитных, либо снятых с производства позиций;
- Оперативные сроки поставки под заказ (от 5 рабочих дней);
- Экспресс доставка в любую точку России;
- Техническая поддержка проекта, помощь в подборе аналогов, поставка прототипов;
- Система менеджмента качества сертифицирована по Международному стандарту ISO 9001;
- Лицензия ФСБ на осуществление работ с использованием сведений, составляющих государственную тайну;
- Поставка специализированных компонентов (Xilinx, Altera, Analog Devices, Intersil, Interpoint, Microsemi, Aeroflex, Peregrine, Syfer, Eurofarad, Texas Instrument, Miteq, Cobham, E2V, MA-COM, Hittite, Mini-Circuits, General Dynamics и др.);

Помимо этого, одним из направлений компании «ЭлектроПласт» является направление «Источники питания». Мы предлагаем Вам помощь Конструкторского отдела:

- Подбор оптимального решения, техническое обоснование при выборе компонента;
- Подбор аналогов;
- Консультации по применению компонента;
- Поставка образцов и прототипов;
- Техническая поддержка проекта;
- Защита от снятия компонента с производства.



Как с нами связаться

Телефон: 8 (812) 309 58 32 (многоканальный)

Факс: 8 (812) 320-02-42

Электронная почта: org@eplast1.ru

Адрес: 198099, г. Санкт-Петербург, ул. Калинина, дом 2, корпус 4, литера А.