

Humidity Sensor Units

Unit type

CHS series

Type: **CHS-U (For industrial use and measuring equipment)**
 CHS-SS(For consumer and office equipment)
 CHS-C(For consumer and office equipment)

Issue date: **January 2010**

- All specifications are subject to change without notice.
 - Conformity to RoHS Directive: This means that, in conformity with EU Directive 2002/95/EC, lead, cadmium, mercury, hexavalent chromium, and specific bromine-based flame retardants, PBB and PBDE, have not been used, except for exempted applications.
-

Humidity Sensor Units

CHS Series CHS-U, -SS, -C Types

TDK's CHS series humidity sensors are compact and extremely simple to apply. Because they contain the necessary circuitry, there is no need to provide additional control circuitry or perform time-consuming calibration. With simple connection to a power supply, they will output DC at 100% relative humidity. This makes it possible to read RH directly with a voltmeter.

CHS-U TYPE

For industrial use and measuring equipment

FEATURES

- These sensors can measure a wide range of humidity – from 5(%) to 95(%)RH.
- They are highly accurate. The nominal accuracy for the CHS-UPR and CHR-UPS is within $\pm 3(\%)$ RH.

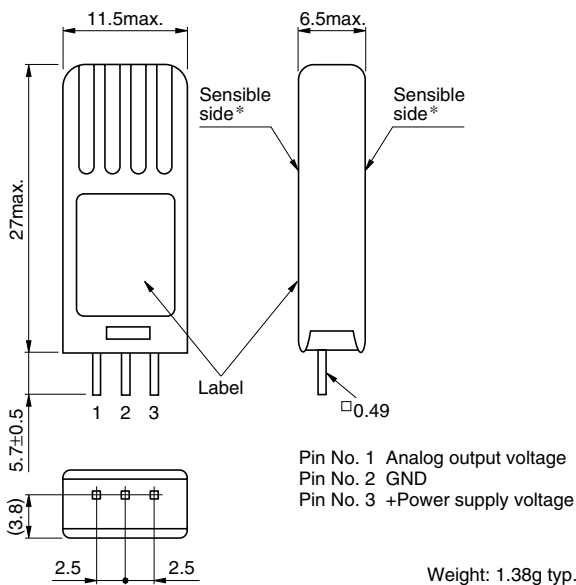
Type	CHS-UGS CHS-UGR	CHS-UPS CHS-UPR
Nominal accuracy(%)RH	± 5	± 3
Measuring range(%)RH	5 to 95	5 to 95

- Characteristics are stable over a wide temperature range.
- Humidity sensing characteristics exhibit virtually no hysteresis.
- Highly cost-effective and compact, requiring extremely little mounting space.
- Low current consumption.
- Outputs DC.1V at 100(%)RH; relative humidity can be read directly with a voltmeter.
- All-in-one construction integrates sensor with support circuitry. The entire module operates off a 5V power supply.
- Generated ripple at low humidity levels will not exceed 2.5mV.

SHAPES AND DIMENSIONS

SQUARE TYPE

CHS-UGS, -UPS

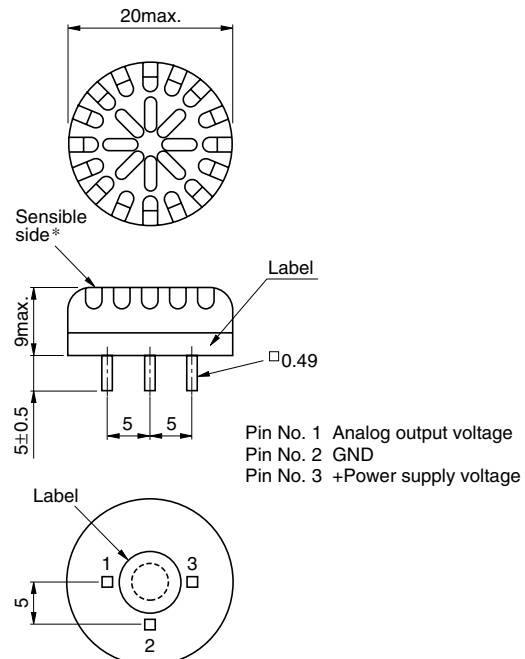


MAXIMUM RATINGS (Ta=25°C)

Power supply voltage E _{dc}	7V max.
Operating conditions	0 to +50°C, power supply voltage 5V, without dewing
Storage conditions	-20 to +60°C, without dewing

ROUND TYPE

CHS-UGR, -UPR



*When installing the device, ensure that the humidity sensing surface is not obstructed.

Weight: 1.68g typ.

Dimensions in mm
Tolerance: ± 0.2

CHS-U TYPE

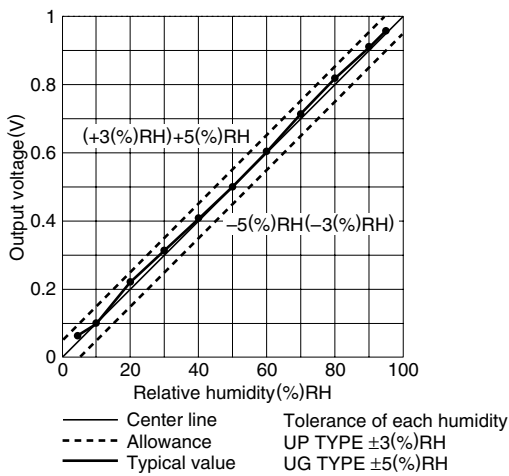
ELECTRICAL CHARACTERISTICS

Item	Specifications			Conditions
	Minimum	Standard	Maximum	
Operating voltage Edc (V)	4.75	5	5.25	
Operating current(mA)			0.6	E _{dc} =5V, 25°C
Output voltage(mV)/(%)RH		10		E _{dc} =5V, 25°C, 5 to 95(%)RH
Output impedance(kΩ)		(200)*		at DC
Accuracy(%)RH	CHS-UPS, -UPR	-3	+3	E _{dc} =5V, 25°C, 5 to 95(%)RH (For details, please refer to typical characteristics)
	CHS-UGS, -UGR	-5	+5	
Hysteresis(%)RH		≈0		Stable time: 20min
Temperature dependency(%)RH		-5	+5	E _{dc} =5V, 25°C standard, +5 to +45°C, 5 to 95(%)RH
Response time(min)		1		Response time to reach 90% of actual humidity as for from 30 to 85(%)RH
Recommended operating temperature(°C)	+5		+45	E _{dc} =5V

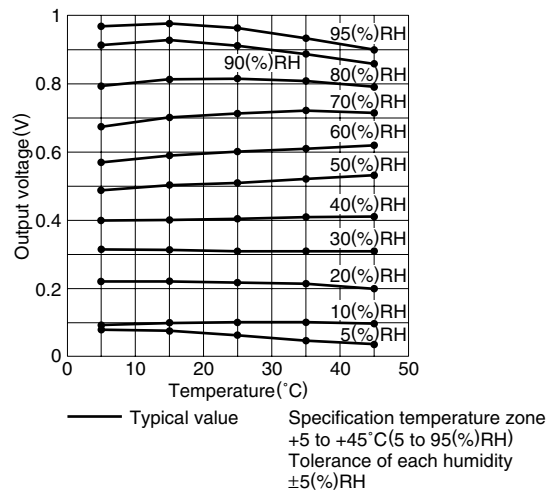
*(): Reference value

TYPICAL CHARACTERISTICS

SENSOR LINEARITY CHARACTERISTICS (Ta=25°C Edc=5V)



TEMPERATURE DEPENDENCY CHARACTERISTICS



• All specifications are subject to change without notice.

CHS-SS TYPE

For consumer and office equipment

FEATURES

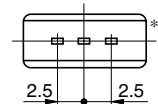
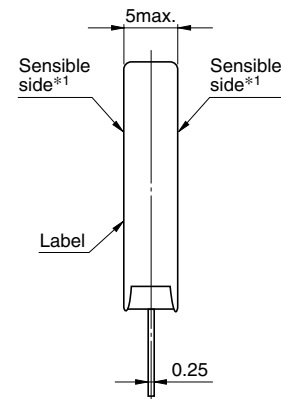
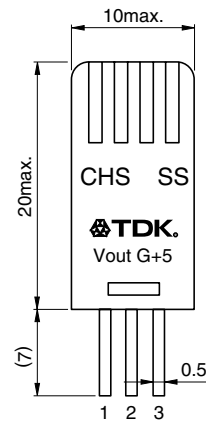
- Humidity sensing characteristics exhibit virtually no hysteresis.
- Compact size.
- Low current consumption.
- Outputs DC.1V at 100(%)RH; relative humidity can be read directly with a voltmeter.
- All-in-one construction integrates sensor with support circuitry. The entire module operates off a 5V power supply.
- Generated ripple at low humidity levels will not exceed 2.5mV.

Type	CHS-MSS
Nominal accuracy(%)RH	±5
Measuring range(%)RH	20 to 85

MAXIMUM RATINGS (Ta=25°C)

Power supply voltage E _{dc}	7V max.
Operating conditions	0 to +50°C, power supply voltage 5V, without dewing
Storage conditions	-20 to +60°C, without dewing

SHAPES AND DIMENSIONS SQUARE TYPE



Pin No. 1 Analog output voltage
Pin No. 2 GND
Pin No. 3 +Power supply voltage

*1 When installing the device, ensure that the humidity sensing surface is not obstructed.
*2 The three leads are parallel to within 0.2mm.

Weight: 1.1g typ.

Dimensions in mm
Tolerance: ±0.2

ELECTRICAL CHARACTERISTICS

Item	Specifications			Conditions
	Minimum	Standard	Maximum	
Operating voltage E _{dc} (V)	4.75	5	5.25	
Operating current(mA)			0.6	E _{dc} =5V, 25°C
Output voltage(mV)/(%)RH		10		E _{dc} =5V, 25°C
Output impedance(kΩ)		(200)*		at DC
Accuracy(%)RH	-5		+5	E _{dc} =5V, 25°C, 20 to 85(%)RH(For details, please refer to typical characteristics)
Hysteresis(%)RH		≈0		Stable time: 20min
Temperature dependency(%)RH	-5		+5	E _{dc} =5V, 25°C standard
Response time(min)		1		Response time to reach 90% of actual humidity as for from 30 to 85(%)RH
Recommended operating temperature(°C)	+15		+35	E _{dc} =5V, without dewing(For details, please refer to typical characteristics)

*(): Reference value

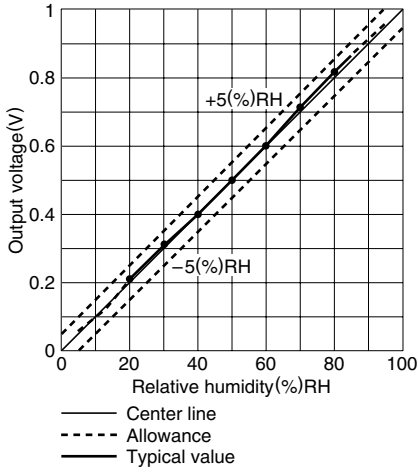


CHS-SS TYPE

TYPICAL CHARACTERISTICS

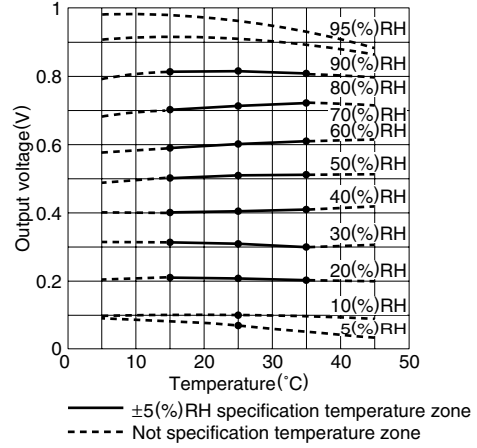
SENSOR LINEARITY CHARACTERISTICS (Ta=25°C Edc=5V)

CHS-MSS TYPE



TEMPERATURE DEPENDENCY CHARACTERISTICS

CHS-MSS TYPE



• All specifications are subject to change without notice.

CHS-C TYPE

For consumer and office equipment

FEATURES

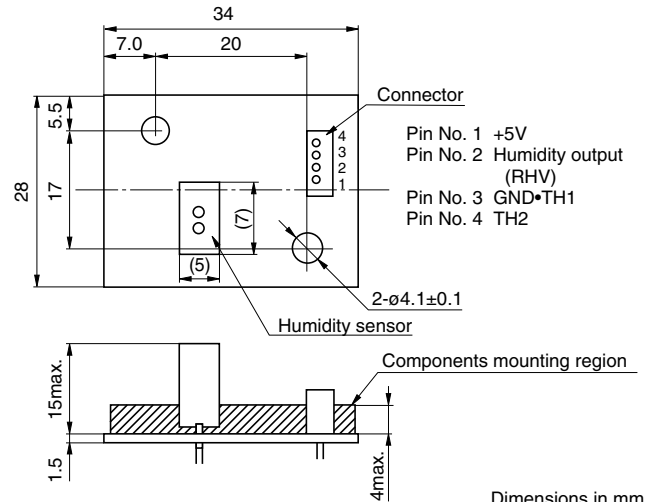
- Temperature detection thermistor can be added.
- Humidity sensing characteristics exhibit virtually no hysteresis.
- Low current consumption.
- Absolute humidity can be read directly with DC. 1V voltmeter.
- All-in-one construction incorporates circuits and 5V power supply operation.
- Generated ripple at low humidity levels will not exceed 2.5mV.

Type	CHS-CMC-__
Nominal accuracy(%)RH	±5
Measuring range(%)RH	30, 50, 80

MAXIMUM RATINGS (Ta=25°C)

Power supply voltage Edc	7V max.
Operating conditions	0 to +50°C, power supply voltage 5V, without dewing
Storage conditions	-20 to +60°C, without dewing

SHAPES AND DIMENSIONS



Dimensions in mm
Tolerance: ±0.5

ELECTRICAL CHARACTERISTICS

Item	Specifications			Conditions
	Minimum	Standard	Maximum	
Operating voltage Edc (V)	4.75	5	5.25	
Operating current(mA)			0.6	E _{dc} =5V, 25°C
Output impedance(kΩ)		(200)		at DC
Accuracy(%)RH	30(%)RH	-5 (0.5V)	+5 (0.7V)	E _{dc} =5V, 25°C (For details, please refer to typical characteristics)
	50(%)RH	-5 (0.86V)	+5 (1.06V)	
	80(%)RH	-5 (1.5V)	+5 (1.7V)	
Hysteresis(%)RH		≈0		Stable time: 20 min
Temperature dependency(%)RH	-5		+5	E _{dc} =5V, 25°C standard (For details, please refer to typical characteristics)
Response time(min)		1		Response time to reach 90% of actual humidity as for from 30 to 85(%)RH
Recommended operating temperature(°C)	+15		+35	E _{dc} =5V

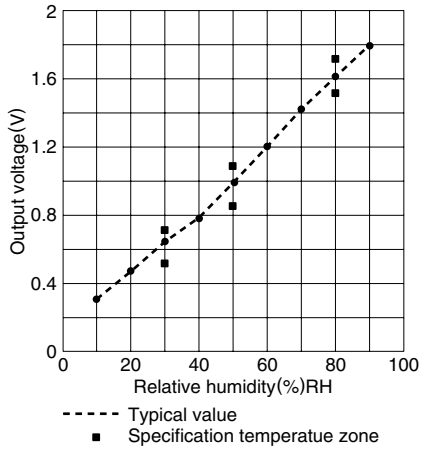
RECOMMENDED CHARACTERISTICS OF TEMPERATURE DETECTION THERMISTOR

Part No.	NTCCM16084BH103JC
Resistance value(Between TH1 and TH2)	10kΩ±5%
Constant B	4100K±3%
Maximum rated power	230mW

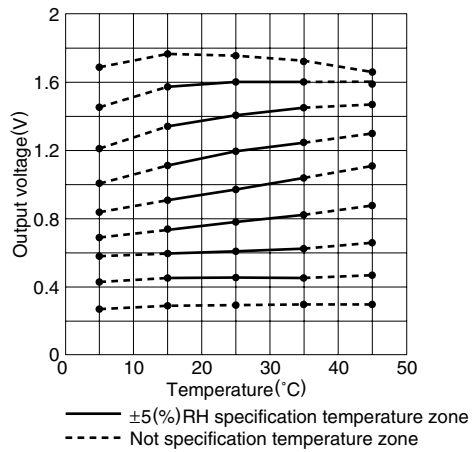
CHS-C TYPE

TYPICAL CHARACTERISTICS

SENSOR LINEARITY CHARACTERISTICS(Ta=25°C, Edc=5V)

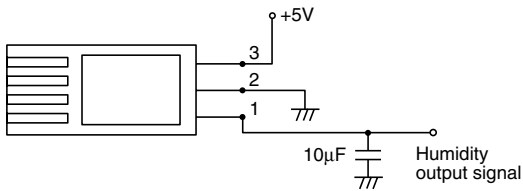


TEMPERATURE DEPENDENCY CHARACTERISTICS

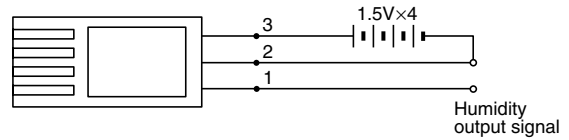


TYPICAL APPLICATIONS

HUMIDITY MONITOR



BATTERY POWERED SYSTEM





Компания «ЭлектроПласт» предлагает заключение долгосрочных отношений при поставках импортных электронных компонентов на взаимовыгодных условиях!

Наши преимущества:

- Оперативные поставки широкого спектра электронных компонентов отечественного и импортного производства напрямую от производителей и с крупнейших мировых складов;
- Поставка более 17-ти миллионов наименований электронных компонентов;
- Поставка сложных, дефицитных, либо снятых с производства позиций;
- Оперативные сроки поставки под заказ (от 5 рабочих дней);
- Экспресс доставка в любую точку России;
- Техническая поддержка проекта, помощь в подборе аналогов, поставка прототипов;
- Система менеджмента качества сертифицирована по Международному стандарту ISO 9001;
- Лицензия ФСБ на осуществление работ с использованием сведений, составляющих государственную тайну;
- Поставка специализированных компонентов (Xilinx, Altera, Analog Devices, Intersil, Interpoint, Microsemi, Aeroflex, Peregrine, Syfer, Eurofarad, Texas Instrument, Miteq, Cobham, E2V, MA-COM, Hittite, Mini-Circuits, General Dynamics и др.);

Помимо этого, одним из направлений компании «ЭлектроПласт» является направление «Источники питания». Мы предлагаем Вам помощь Конструкторского отдела:

- Подбор оптимального решения, техническое обоснование при выборе компонента;
- Подбор аналогов;
- Консультации по применению компонента;
- Поставка образцов и прототипов;
- Техническая поддержка проекта;
- Защита от снятия компонента с производства.



Как с нами связаться

Телефон: 8 (812) 309 58 32 (многоканальный)

Факс: 8 (812) 320-02-42

Электронная почта: org@eplast1.ru

Адрес: 198099, г. Санкт-Петербург, ул. Калинина, дом 2, корпус 4, литера А.