



120 Watt Universal 3-Wire Input Adapter



Features

- Level VI Efficiency Compliant
- Compliant with Ecodesign ErP Directive 2009/125/EC level 2 annex 1b
- Non-vented/Spill-proof Case
- Class B EMI

Applications

- Networking
- Peripherals
- Industrial
- Test and Measurement

Safety Approvals

- UL 60950-1
- CSA 22.2 60950-1
- CE
- CB

Mechanical Characteristics

- Length: 152mm (5.98in)
- Width: 73mm (2.88in)
- Height: 37mm (1.45in)
- Weight: 800g (1.76lbs)

Output Specifications

Model	DC Output Voltage	Load			Ripple ² P-P (max.)	Regulation Line & Load
		Min.	Rated	Peak		
PSA120U-120L6-R ¹	12V	0A	9A	11A	200mV	±5%
PSA120U-240L6-R	24V	0A	5A	6A	380mV	±5%
PSA120U-480L6-R	48V	0A	2.5A	3A	480mV	±5%
PSA120U-540L6-R	54V	0A	2.22A	2.66A	500mV	±5%
PSA120U-560L6-R	56V	0A	2.14A	2.56A	560mV	±5%

(1) 12V model is 108W

(2) Measured using 12-inch twisted pair terminated with a 10uF capacitor and 0.1uF ceramic in parallel

Phihong is not responsible for any error, and reserves the right to make changes without notice. Please visit our website at www.phihong.com for the most up-to-date specifications and contact information.

Input:**AC Input Voltage Rating**

115 to 230VAC

AC Input Voltage Range

90 to 264VAC

AC Input Frequency

47 to 63Hz

Input Current

1.5A at 115VAC

0.75A at 230VAC

Leakage Current

<250uA at 250VAC/50Hz

Inrush Current

<220A at 115VAC

(Cold Start at ambient 25°C)

Input Power Saving

≤0.15W at 230VAC input

Power Factor

>0.95 at 115VAC and >0.9 at 230VAC for both 50/60Hz frequency range at rated load output condition.

OUTPUT:**Efficiency Level**

DOE Level VI

Over-Voltage Protection

<70V. Latch –off mode. Auto-recover

Over-Load, Short-Circuit & Over-Temperature Protections

Auto-recover

ENVIRONMENTAL**Temperature**

Operation 0°C to + 40°C

Non-operation -20°C to ~ +80°C

Humidity 10°C to 90%

Emissions

Complies with FCC Class B

Complies with EN55032 Class B

EN61000-3-2 Class D

EN61000-3-3

Immunity

ESD EN61000-4-2

RS EN61000-4-3

EFT EN61000-4-4

Surge EN61000-4-5

CS EN61000-4-6

Power Frequency Magnetic Field EN61000-4-8

Voltage Dips EN61000-4-11

Dielectric Withstand (Hi-Pot) Test

Primary to Secondary: >3000V AC for 1 min., 10mA

DC Output Connector (12V)

4 pin Mini DIN

DC Plug Pin assignment(12V)

Pin 2,4 (+V)

Pin 1,3 GND (-)

DC Output Connector(24V,48V, 54V 56V)

2.5mm x 5.5mm x 10mm Center Positive

Barrel Standard

DC Plug pin assignment(24V,48V, 54V 56V)

Inner (+V)

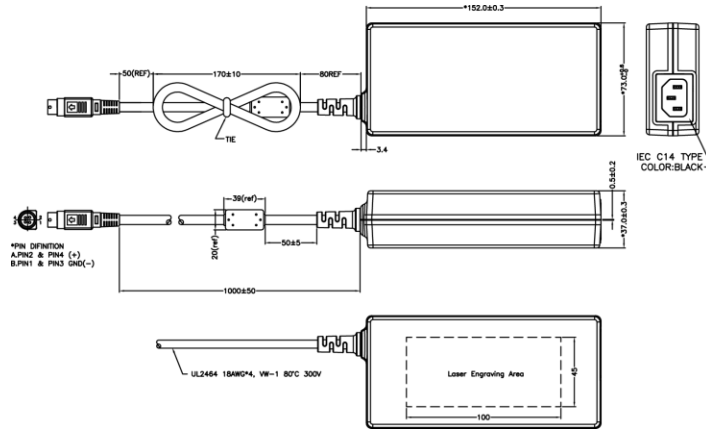
Outer GND (-)

Input Connector

3-Wire IEC320-C14

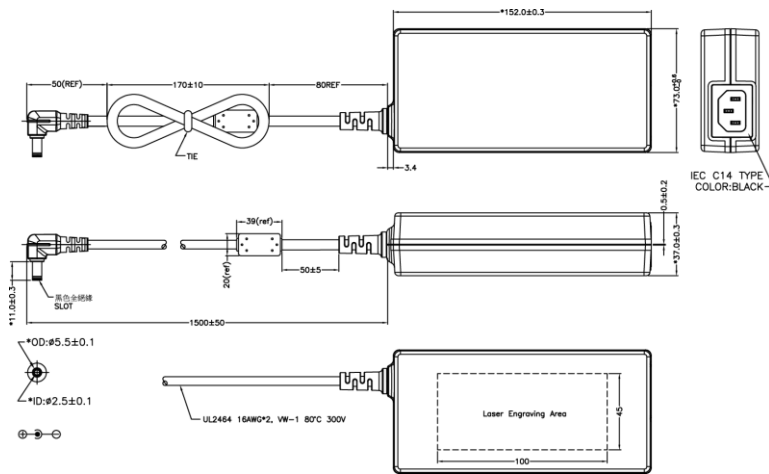
PSA120U-120L6 -R

Dimension Diagram Unit: mm



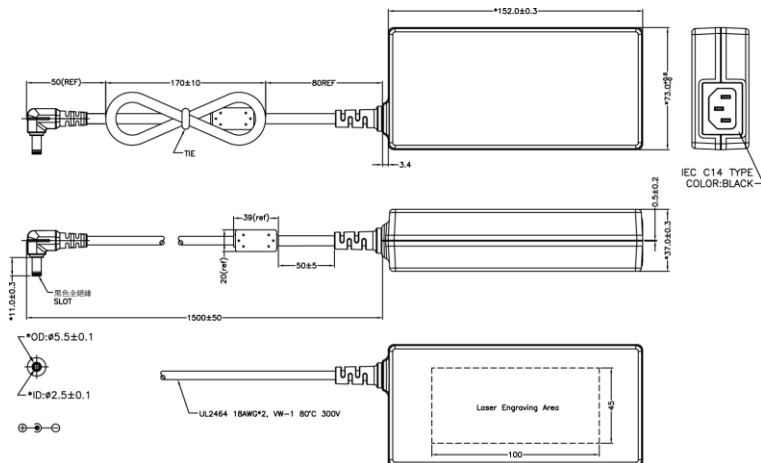
PSA120U-240L6 -R

Dimension Diagram Unit: mm



PSA120U-480L6-R, 540L6-R, 560L6 -R

Dimension Diagram Unit: mm



Supplier's Declaration of Conformity
47 CFR § 2.1077 Compliance Information

Phihong USA Corporation
47800 Fremont Boulevard
Fremont, CA 94538
Telephone: (510) 445-0100
www.phihong.com

NOTE: This model has/The models in this products series have been tested and found to comply with the limits for a Class B digital device, pursuant to part 15 of the FCC Rules. These limits are designed to provide reasonable protection against harmful interference in a residential installation. This equipment generates, uses and can radiate radio frequency energy and, if not installed and used in accordance with the instructions, may cause harmful interference to radio communications. However, there is no guarantee that interference will not occur in a particular installation. If this equipment does cause harmful interference to radio or television reception, which can be determined by turning the equipment off and on, the user is encouraged to try to correct the interference by one or more of the following measures:

- Reorient or relocate the receiving antenna.
- Increase the separation between the equipment and receiver.
- Connect the equipment into an outlet on a circuit different from that to which the receiver is connected.
- Consult the dealer or an experienced radio/TV technician for help.

Changes or modifications to equipment not expressly approved by PHIHONG could void the user's authority to operate the equipment.



Компания «ЭлектроПласт» предлагает заключение долгосрочных отношений при поставках импортных электронных компонентов на взаимовыгодных условиях!

Наши преимущества:

- Оперативные поставки широкого спектра электронных компонентов отечественного и импортного производства напрямую от производителей и с крупнейших мировых складов;
- Поставка более 17-ти миллионов наименований электронных компонентов;
- Поставка сложных, дефицитных, либо снятых с производства позиций;
- Оперативные сроки поставки под заказ (от 5 рабочих дней);
- Экспресс доставка в любую точку России;
- Техническая поддержка проекта, помощь в подборе аналогов, поставка прототипов;
- Система менеджмента качества сертифицирована по Международному стандарту ISO 9001;
- Лицензия ФСБ на осуществление работ с использованием сведений, составляющих государственную тайну;
- Поставка специализированных компонентов (Xilinx, Altera, Analog Devices, Intersil, Interpoint, Microsemi, Aeroflex, Peregrine, Syfer, Eurofarad, Texas Instrument, Miteq, Cobham, E2V, MA-COM, Hittite, Mini-Circuits, General Dynamics и др.);

Помимо этого, одним из направлений компании «ЭлектроПласт» является направление «Источники питания». Мы предлагаем Вам помощь Конструкторского отдела:

- Подбор оптимального решения, техническое обоснование при выборе компонента;
- Подбор аналогов;
- Консультации по применению компонента;
- Поставка образцов и прототипов;
- Техническая поддержка проекта;
- Защита от снятия компонента с производства.



Как с нами связаться

Телефон: 8 (812) 309 58 32 (многоканальный)

Факс: 8 (812) 320-02-42

Электронная почта: org@eplast1.ru

Адрес: 198099, г. Санкт-Петербург, ул. Калинина, дом 2, корпус 4, литера А.