

Features

- Advanced Trench MOSFET Process Technology
- Ultra Low On-Resistance with Low Gate Charge
- Epoxy Meets UL 94 V-0 Flammability Rating
- Moisture Sensitivity Level 1
- Halogen Free Available Upon Request By Adding Suffix "-HF"
- Lead Free Finish/RoHS Compliant ("P" Suffix Designates RoHS Compliant. See Ordering Information)

Maximum Ratings

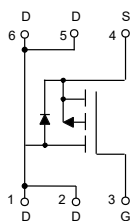
- Operating Junction Temperature Range : -55°C to +150°C
- Storage Temperature Range: -55°C to +150°C
- Thermal Resistance: 50°C/W Junction to Ambient^(Note 1)
- Thermal Resistance: 6.9°C/W Junction to Case^(Note 1)

Parameter	Symbol	Rating	Unit	
Drain-Source Voltage	V _{DS}	-12	V	
Gate-Source Voltage	V _{GS}	±8	V	
Continuous Drain Current	I _D	-16	A	
Pulsed Drain Current ^(Note 2)	I _{DM}	-65	A	
Total Power Dissipation	P _D	T _A =25°C ^(Note 3)	2.5	W
		T _C =25°C ^(Note 4)	18	

Note 1. Surface Mounted on FR4 Board, t<10 sec.

2. Repetitive Rating : Pulse Width Limited by Maximum Junction Temperature.
3. This Test is Performed With No Heat Sink at T_A=25°C.
4. This Test is Performed With Infinite Heat Sink at T_C=25°C.

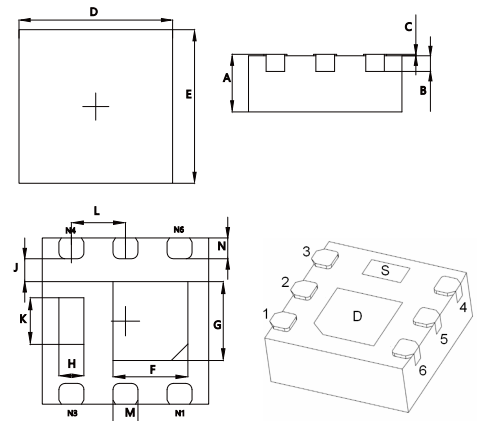
Internal Structure



Marking:1216

**P-CHANNEL
MOSFET**

DFN2020-6J



DIM	INCHES		MM		NOTE
	MIN	MAX	MIN	MAX	
A	0.028	0.032	0.700	0.800	
B	0.008		0.203		TYP.
C	0.000	0.002	0.000	0.050	
D	0.076	0.082	1.924	2.076	
E	0.076	0.082	1.924	2.076	
F	0.031	0.039	0.800	1.000	
G	0.033	0.041	0.850	1.050	
H	0.008	0.016	0.200	0.400	
J	0.008	-----	0.200	-----	
K	0.018	0.026	0.460	0.660	
L	0.026		0.650		TYP.
M	0.010	0.014	0.250	0.350	
N	0.007	0.013	0.174	0.326	

Electrical Characteristics @ 25°C (Unless Otherwise Specified)

Parameter	Symbol	Test Conditions	Min	Typ	Max	Unit
Static Characteristics						
Drain-Source Breakdown Voltage	$V_{(BR)DSS}$	$V_{GS}=0V, I_D=-250\mu A$	-12			V
Gate-Source Leakage Current	I_{GSS}	$V_{DS}=0V, V_{GS}=\pm 8V$			± 100	nA
Zero Gate Voltage Drain Current	I_{DSS}	$V_{DS}=-12V, V_{GS}=0V$			-1	μA
Gate-Threshold Voltage ^(Note 5)	$V_{GS(th)}$	$V_{DS}=V_{GS}, I_D=-250\mu A$	-0.4	-0.7	-1	V
Drain-Source On-Resistance ^(Note 5)	$R_{DS(on)}$	$V_{GS}=-4.5V, I_D=-6.7A$			21	m Ω
		$V_{GS}=-2.5V, I_D=-6.2A$			27	
Diode Forward Voltage	V_{SD}	$V_{GS}=0V, I_S=-8A$			-1.2	V
Forward tranconductance ^(Note 5)	g_{FS}	$V_{DS}=-10V, I_D=-6.7A$		40		S
Dynamic Characteristics^(Note 6)						
Input Capacitance	C_{ISS}	$V_{DS}=-10V, V_{GS}=0V, f=1MHz$		2700		pF
Output Capacitance	C_{OSS}			680		
Reverse Transfer Capacitance	C_{RSS}			590		
Total Gate Charge	Q_g	$V_{DS}=-6V, V_{GS}=-8V, I_D=-10A$		60	100	nC
				35	48	
Gate-Source Charge	Q_{gs}	$V_{DS}=-6V, V_{GS}=-4.5V, I_D=-10A$		5		
Gate-Drain Charge	Q_{gd}			10		

 Note 5. Pulse Test : Pulse Width $\leq 300\mu s$, Duty Cycle $\leq 2\%$.

6. Guaranteed by Design, Not Subject to Production Testing.

Curve Characteristics

Fig. 1 - Output Characteristics

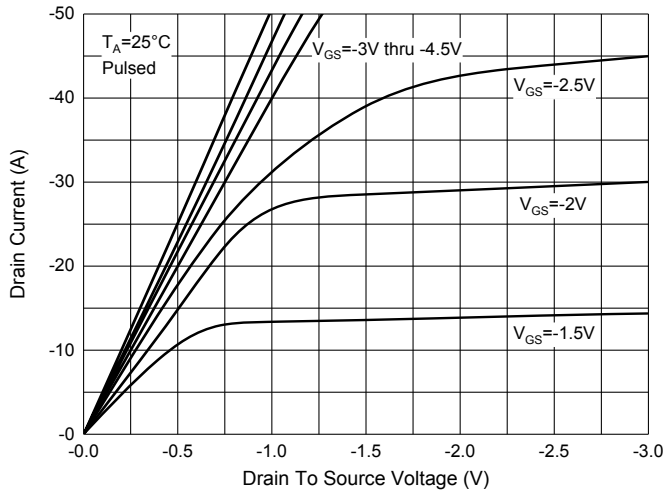


Fig. 2 - Capacitance Characteristics

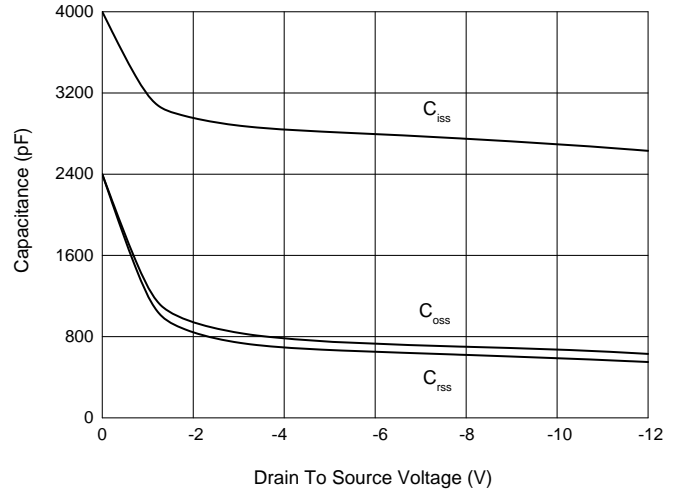


Fig. 3 - $R_{DS(ON)} - I_D$

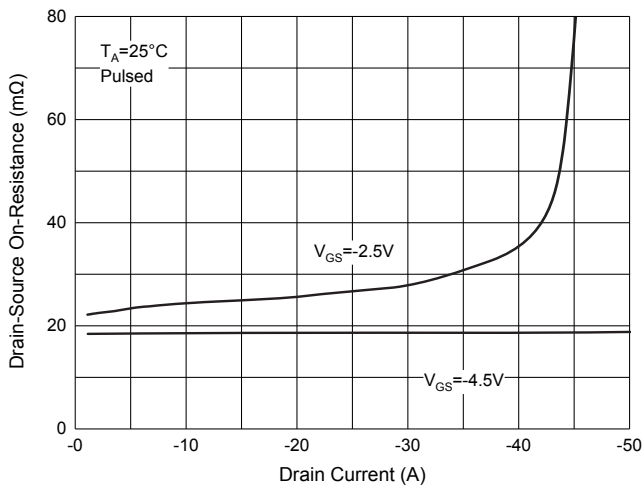


Fig. 4 - $R_{DS(ON)} - V_{GS}$

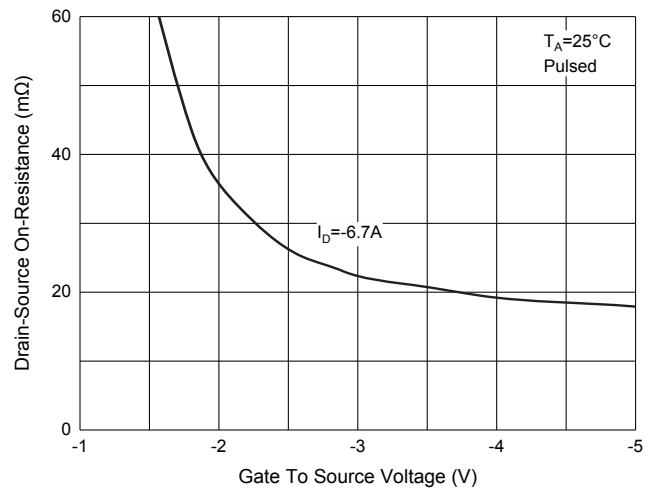


Fig. 5 - $I_S - V_{SD}$

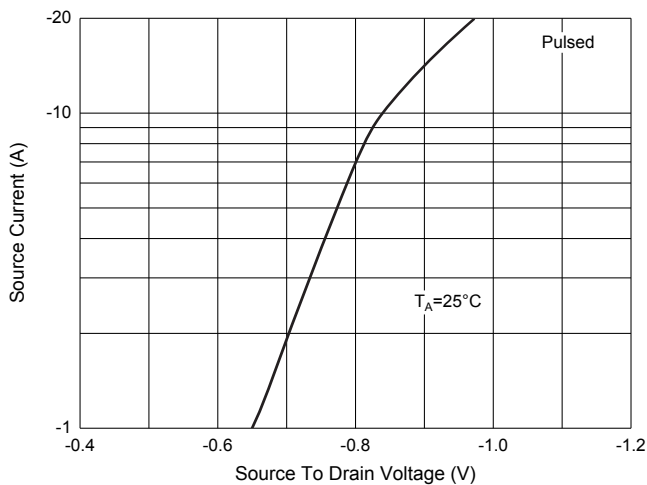
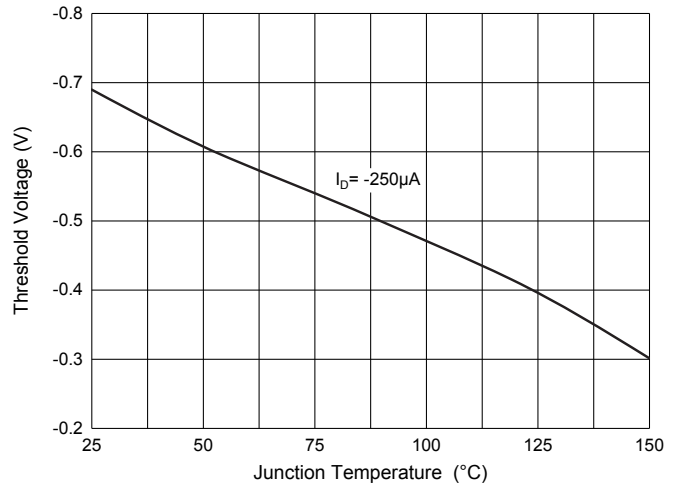


Fig. 6 - Threshold Voltage



Ordering Information

Device	Packing
Part Number-TP	Tape&Reel: 3Kpcs/Reel

Note : Adding "-HF" Suffix for Halogen Free, eg. Part Number-TP-HF

*****IMPORTANT NOTICE*****

Micro Commercial Components Corp. reserves the right to make changes without further notice to any product herein to make corrections, modifications , enhancements , improvements , or other changes . **Micro Commercial Components Corp .** does not assume any liability arising out of the application or use of any product described herein; neither does it convey any license under its patent rights ,nor the rights of others . The user of products in such applications shall assume all risks of such use and will agree to hold **Micro Commercial Components Corp .** and all the companies whose products are represented on our website, harmless against all damages.

*****LIFE SUPPORT*****

MCC's products are not authorized for use as critical components in life support devices or systems without the express written approval of Micro Commercial Components Corporation.

*****CUSTOMER AWARENESS*****

Counterfeiting of semiconductor parts is a growing problem in the industry. Micro Commercial Components (MCC) is taking strong measures to protect ourselves and our customers from the proliferation of counterfeit parts. MCC strongly encourages customers to purchase MCC parts either directly from MCC or from Authorized MCC Distributors who are listed by country on our web page cited below. Products customers buy either from MCC directly or from Authorized MCC Distributors are genuine parts, have full traceability, meet MCC's quality standards for handling and storage. **MCC will not provide any warranty coverage or other assistance for parts bought from Unauthorized Sources.** MCC is committed to combat this global problem and encourage our customers to do their part in stopping this practice by buying direct or from authorized distributors.



Компания «ЭлектроПласт» предлагает заключение долгосрочных отношений при поставках импортных электронных компонентов на взаимовыгодных условиях!

Наши преимущества:

- Оперативные поставки широкого спектра электронных компонентов отечественного и импортного производства напрямую от производителей и с крупнейших мировых складов;
- Поставка более 17-ти миллионов наименований электронных компонентов;
- Поставка сложных, дефицитных, либо снятых с производства позиций;
- Оперативные сроки поставки под заказ (от 5 рабочих дней);
- Экспресс доставка в любую точку России;
- Техническая поддержка проекта, помощь в подборе аналогов, поставка прототипов;
- Система менеджмента качества сертифицирована по Международному стандарту ISO 9001;
- Лицензия ФСБ на осуществление работ с использованием сведений, составляющих государственную тайну;
- Поставка специализированных компонентов (Xilinx, Altera, Analog Devices, Intersil, Interpoint, Microsemi, Aeroflex, Peregrine, Syfer, Eurofarad, Texas Instrument, Miteq, Cobham, E2V, MA-COM, Hittite, Mini-Circuits, General Dynamics и др.);

Помимо этого, одним из направлений компании «ЭлектроПласт» является направление «Источники питания». Мы предлагаем Вам помощь Конструкторского отдела:

- Подбор оптимального решения, техническое обоснование при выборе компонента;
- Подбор аналогов;
- Консультации по применению компонента;
- Поставка образцов и прототипов;
- Техническая поддержка проекта;
- Защита от снятия компонента с производства.



Как с нами связаться

Телефон: 8 (812) 309 58 32 (многоканальный)

Факс: 8 (812) 320-02-42

Электронная почта: org@eplast1.ru

Адрес: 198099, г. Санкт-Петербург, ул. Калинина, дом 2, корпус 4, литера А.