









SMT Power Inductor

High Current Molded Power Inductor - PA4344.XXXNLT Series



-  **Height:** 7.0mm Max
-  **Footprint:** 17.7mm x 17.2mm Max
-  **Current Rating:** up to 52.0A
-  **Inductance Range:** 1.0uH to 100uH
-  Shielded construction and compact design
-  High current, low DCR, and high efficiency
-  Minimized acoustic noise and minimized leakage flux
-  200Vdc Isolation between terminal and core

Electrical Specifications @ 25°C - Operating Temperature -40°C to +125°C

Part Number	Inductance 100KHz, 1V uH±20%	Rated Current A	DC Resistance		Saturation Current 1 Max. A	Saturation Current 2 Max. A
			MAX.	TYP.		
			mΩ	mΩ		
PA4344.102NLT	1.0	52.0	2.0	1.6	60.0	70.0
PA4344.132NLT	1.3	49.0	2.3	1.7	54.0	67.0
PA4344.152NLT	1.5	47.0	2.5	2.0	52.0	65.0
PA4344.222NLT	2.2	43.5	2.7	2.4	46.0	62.0
PA4344.332NLT	3.3	28.0	3.9	3.5	45.0	54.0
PA4344.472NLT	4.7	25.0	5.5	4.8	41.0	50.0
PA4344.562NLT	5.6	21.0	7.05	5.8	40.0	45.0
PA4344.682NLT	6.8	19.0	9.2	8.4	32.0	39.0
PA4344.822NLT	8.2	18.0	10.8	9.6	25.0	31.0
PA4344.103NLT	10.0	16.5	13.0	11.8	24.0	29.0
PA4344.153NLT	15.0	12.5	20.5	17.8	23.0	27.0
PA4344.223NLT	22.0	12.0	26.5	25.1	18.0	23.0
PA4344.333NLT	33.0	10.7	44.0	38.0	15.0	20.0
PA4344.393NLT	39.0	9.2	48.0	40.0	11.0	18.0
PA4344.473NLT	47.0	8.7	55.0	48.0	9.5	16.0
PA4344.563NLT	56.0	7.8	62.0	54.0	9.0	15.0
PA4344.683NLT	68.0	7.0	80.0	68.0	8.0	13.0
PA4344.104NLT	100	5.3	118.0	102.0	6.5	12

SMT Power Inductor

High Current Molded Power Inductor - PA4344.XXXNLT Series

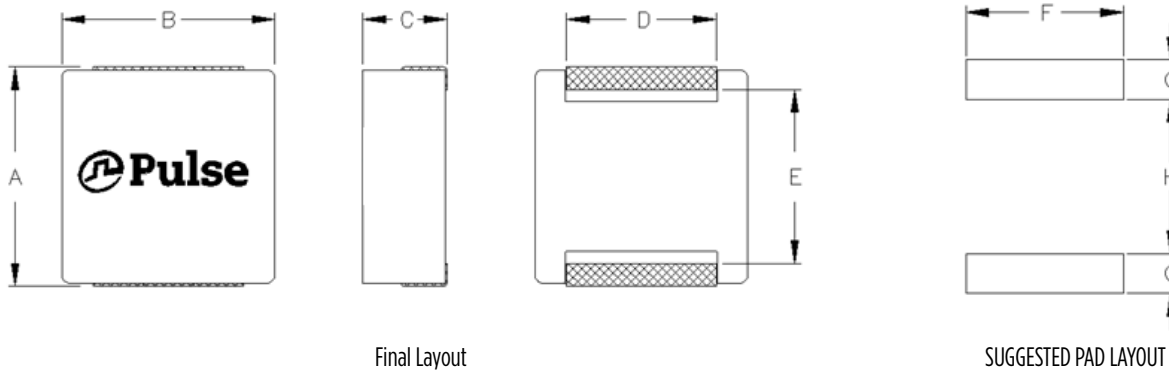


Notes:

1. Actual temperature of the component during system operation (ambient plus temperature rise) must be within the standard operating range.
2. The saturation current 1 is the current at which the initial inductance drops approximately 30% at the stated ambient temperature. This current is determined by placing the component in the specified ambient environment and applying a short duration pulse current (to eliminate self-heating effect) to the component.
3. The saturation current 2 is the current at which the initial inductance drops approximately 40% at the stated ambient temperature. This current is determined by placing the component in the specified ambient environment and applying a short duration pulse current (to eliminate self-heating effect) to the component.
4. The rated current is the DC current required to raise the component temperature by approximately 40 °C. Take note that the components' performance varies depending on the system condition. It is suggested that the component be tested at the system level, to verify the temperature rise of the component during system operation.
5. The part temperature (ambient+temp rise) should not exceed 125 °C under worst case operating conditions. Circuit design, PCB trace size and thickness, airflow and other cooling provisions all affect the part temperature. Part temperature should be verified in the end application.

Mechanical

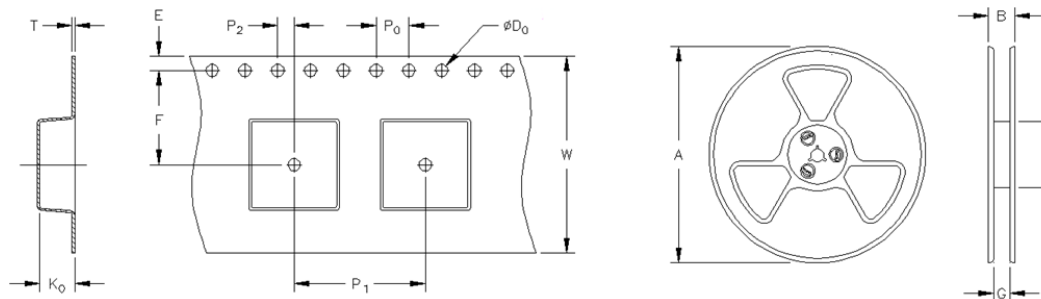
PA4344.XXXNLT



Series	A	B	C	D	E	F	G	H
PA4344.XXXNLT	17.7 Max	17.2 Max	7.0 Max	(11.9)	(13.1)	(12.5)	(3.15)	(12.2)

All Dimensions in mm.

TAPE & REEL INFO

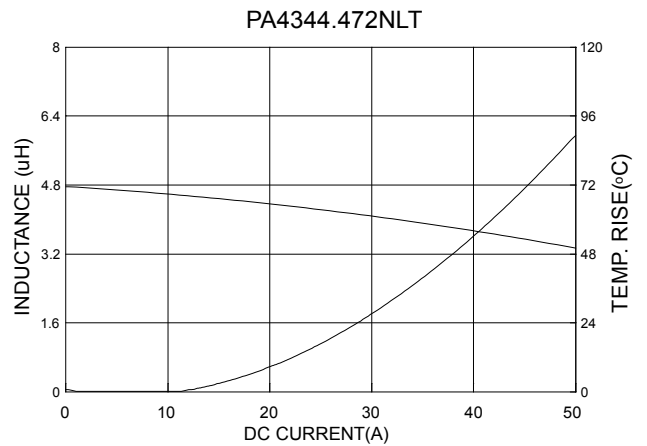
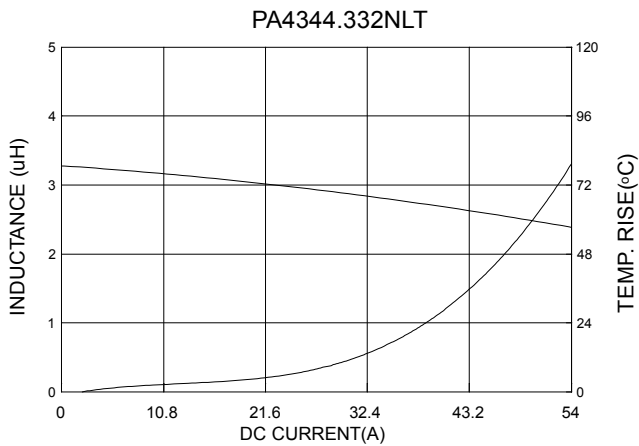
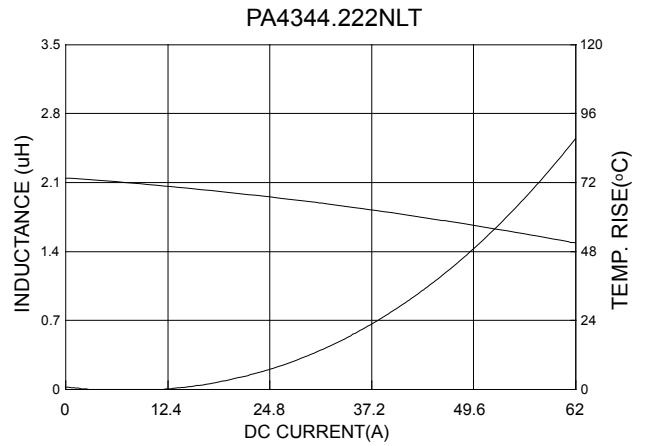
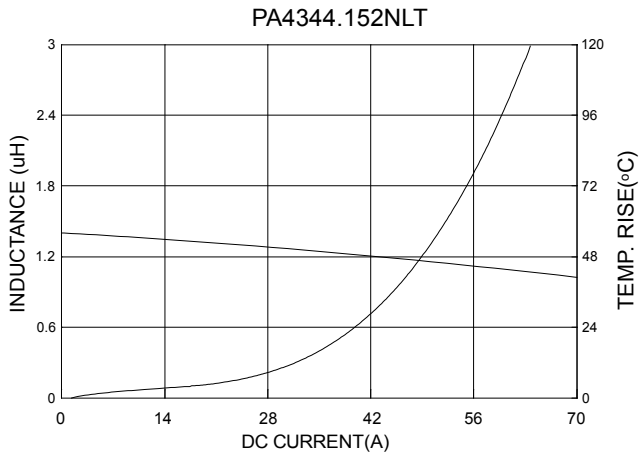
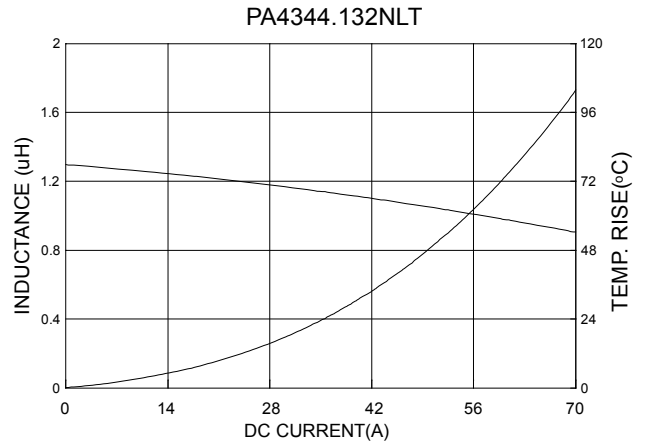
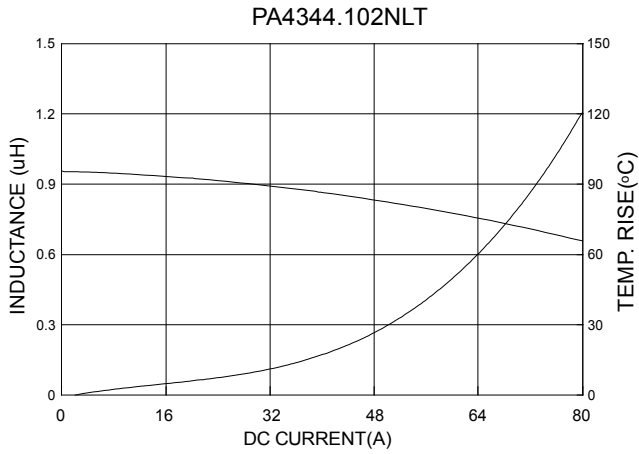


SURFACE MOUNTING TYPE, REEL/TAPE LIST

	REEL SIZE (mm)				TAPE SIZE (mm)								QTY	
	A	B	G	N	E	F	D ₀	P ₁	P ₀	P ₂	W	T	K ₀	PCS/REEL
PA4344.XXXNLT	Ø330	N/A	32	100	1.75	14.2	1.5	24	4	2	32	0.5	7.5	300

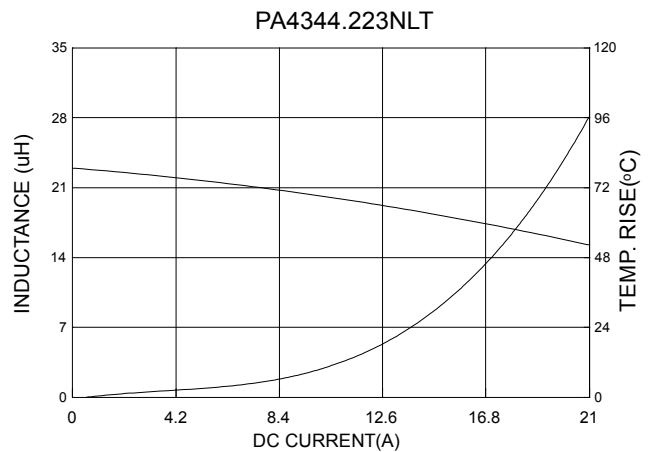
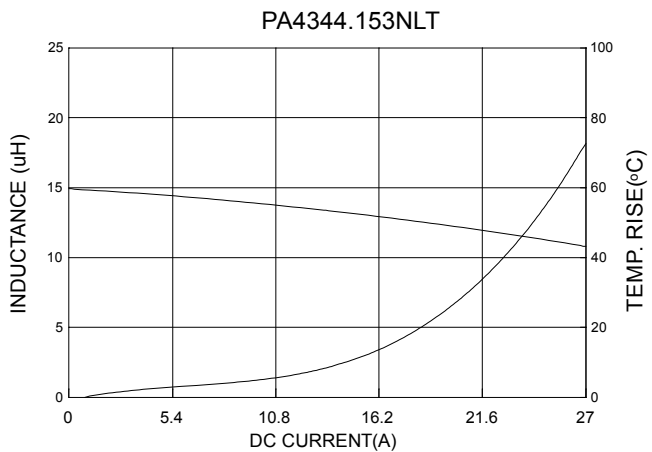
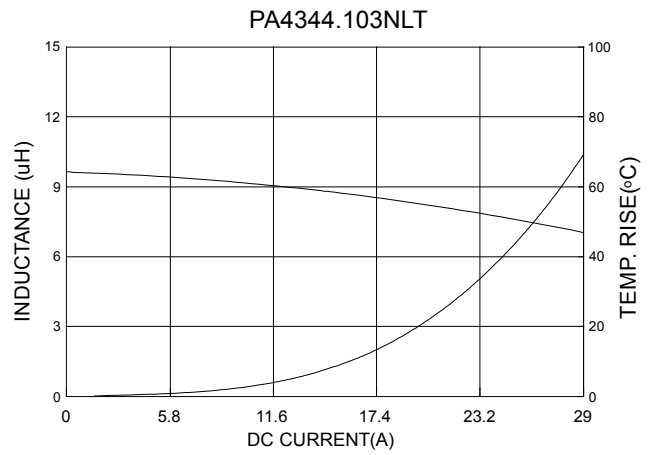
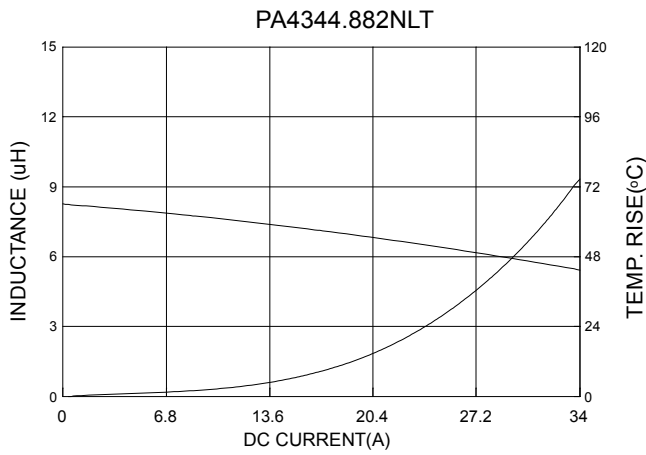
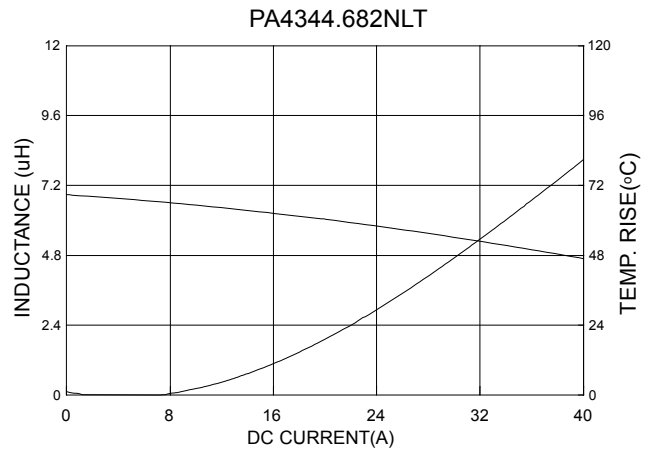
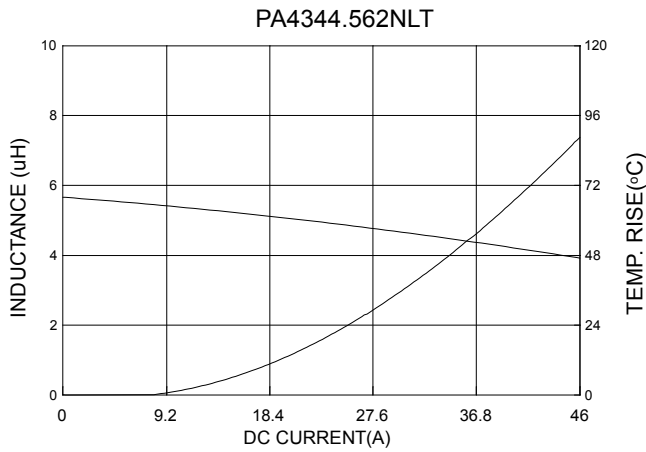
SMT Power Inductor

High Current Molded Power Inductor - PA4344.XXXNLT Series



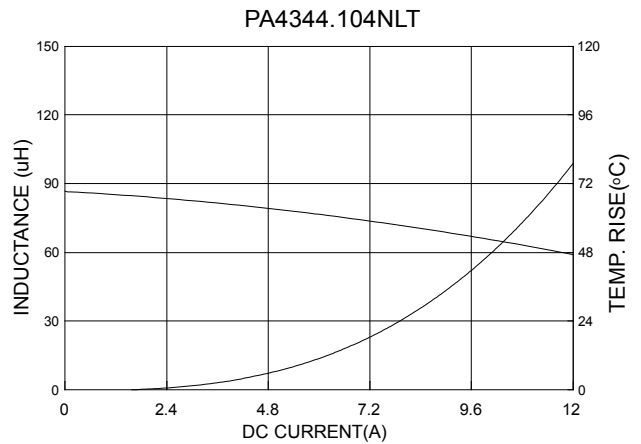
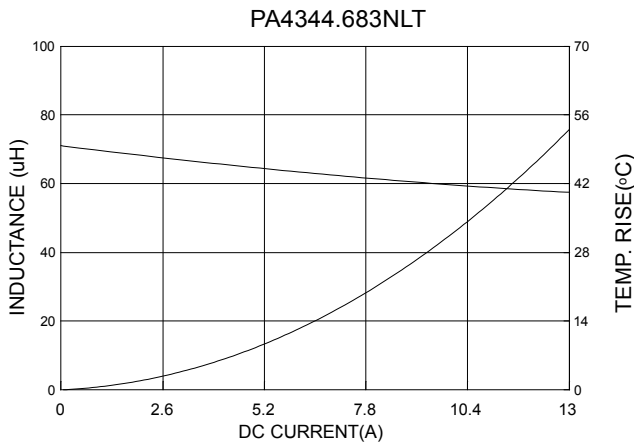
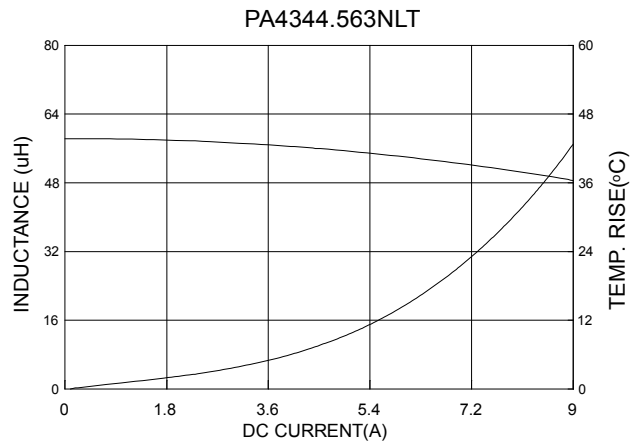
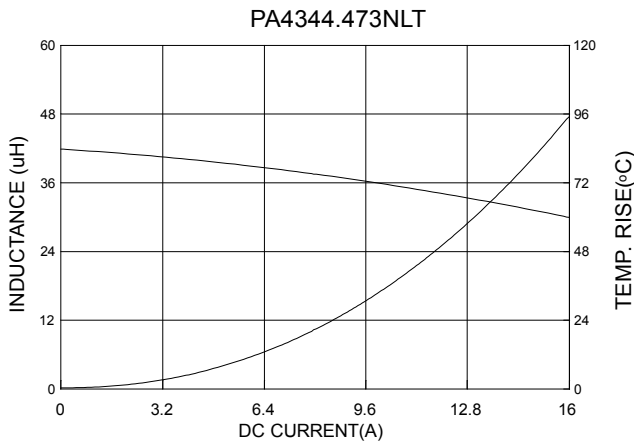
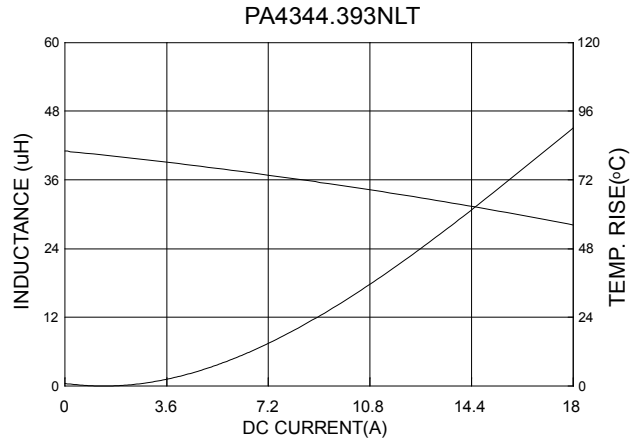
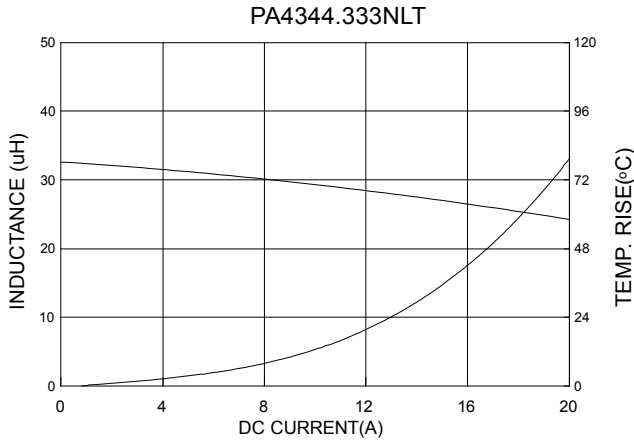
SMT Power Inductor

High Current Molded Power Inductor - PA4344.XXXNLT Series



SMT Power Inductor

High Current Molded Power Inductor - PA4344.XXXNLT Series



SMT Power Inductor

High Current Molded Power Inductor - PA4344.XXXNLT Series

For More Information

Pulse Worldwide Headquarters

15255 Innovation Drive Ste 100
San Diego, CA 92128
U.S.A.

Tel: 858 674 8100
Fax: 858 674 8262

Pulse Europe

Pulse Electronics GmbH
Am Rottland 12
58540 Meinerzhagen
Germany

Tel: 49 2354 777 100
Fax: 49 2354 777 168

Pulse China Headquarters

B402, Shenzhen Academy of
Aerospace Technology Bldg.
10th Kejinan Road
High-Tech Zone
Nanshan District
Shenzhen, PR China 518057

Tel: 86 755 33966678
Fax: 86 755 33966700

Pulse North China

Room 2704/2705
Super Ocean Finance Ctr.
2067 Yan An Road West
Shanghai 200336
China

Tel: 86 21 62787060
Fax: 86 2162786973

Pulse South Asia

135 Joo Seng Road
#03-02
PM Industrial Bldg.
Singapore 368363

Tel: 65 6287 8998
Fax: 65 6287 8998

Pulse North Asia

3F, No. 198
Zhongyuan Road
Zhongli City
Taoyuan County 320
Taiwan R. O. C.

Tel: 886 3 4356768
Fax: 886 3 4356823 (Pulse)
Fax: 886 3 4356820 (FRE)

Performance warranty of products offered on this data sheet is limited to the parameters specified. Data is subject to change without notice. Other brand and product names mentioned herein may be trademarks or registered trademarks of their respective owners. © Copyright, 2017. Pulse Electronics, Inc. All rights reserved.



Компания «ЭлектроПласт» предлагает заключение долгосрочных отношений при поставках импортных электронных компонентов на взаимовыгодных условиях!

Наши преимущества:

- Оперативные поставки широкого спектра электронных компонентов отечественного и импортного производства напрямую от производителей и с крупнейших мировых складов;
- Поставка более 17-ти миллионов наименований электронных компонентов;
- Поставка сложных, дефицитных, либо снятых с производства позиций;
- Оперативные сроки поставки под заказ (от 5 рабочих дней);
- Экспресс доставка в любую точку России;
- Техническая поддержка проекта, помощь в подборе аналогов, поставка прототипов;
- Система менеджмента качества сертифицирована по Международному стандарту ISO 9001;
- Лицензия ФСБ на осуществление работ с использованием сведений, составляющих государственную тайну;
- Поставка специализированных компонентов (Xilinx, Altera, Analog Devices, Intersil, Interpoint, Microsemi, Aeroflex, Peregrine, Syfer, Eurofarad, Texas Instrument, Miteq, Cobham, E2V, MA-COM, Hittite, Mini-Circuits, General Dynamics и др.);

Помимо этого, одним из направлений компании «ЭлектроПласт» является направление «Источники питания». Мы предлагаем Вам помощь Конструкторского отдела:

- Подбор оптимального решения, техническое обоснование при выборе компонента;
- Подбор аналогов;
- Консультации по применению компонента;
- Поставка образцов и прототипов;
- Техническая поддержка проекта;
- Защита от снятия компонента с производства.



Как с нами связаться

Телефон: 8 (812) 309 58 32 (многоканальный)

Факс: 8 (812) 320-02-42

Электронная почта: org@eplast1.ru

Адрес: 198099, г. Санкт-Петербург, ул. Калинина, дом 2, корпус 4, литера А.