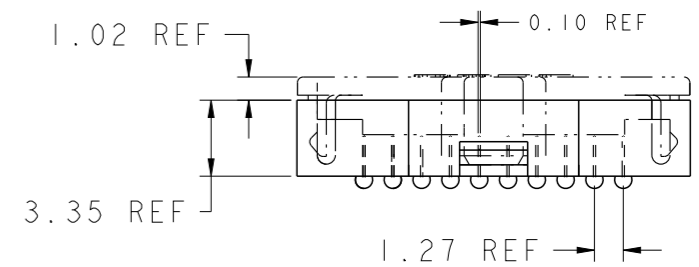
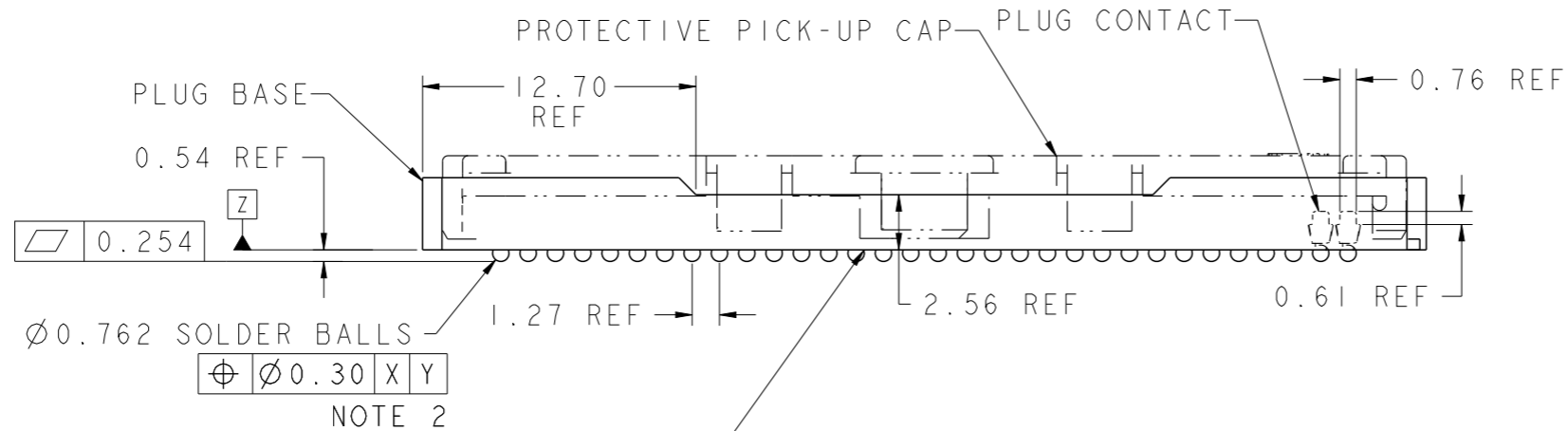
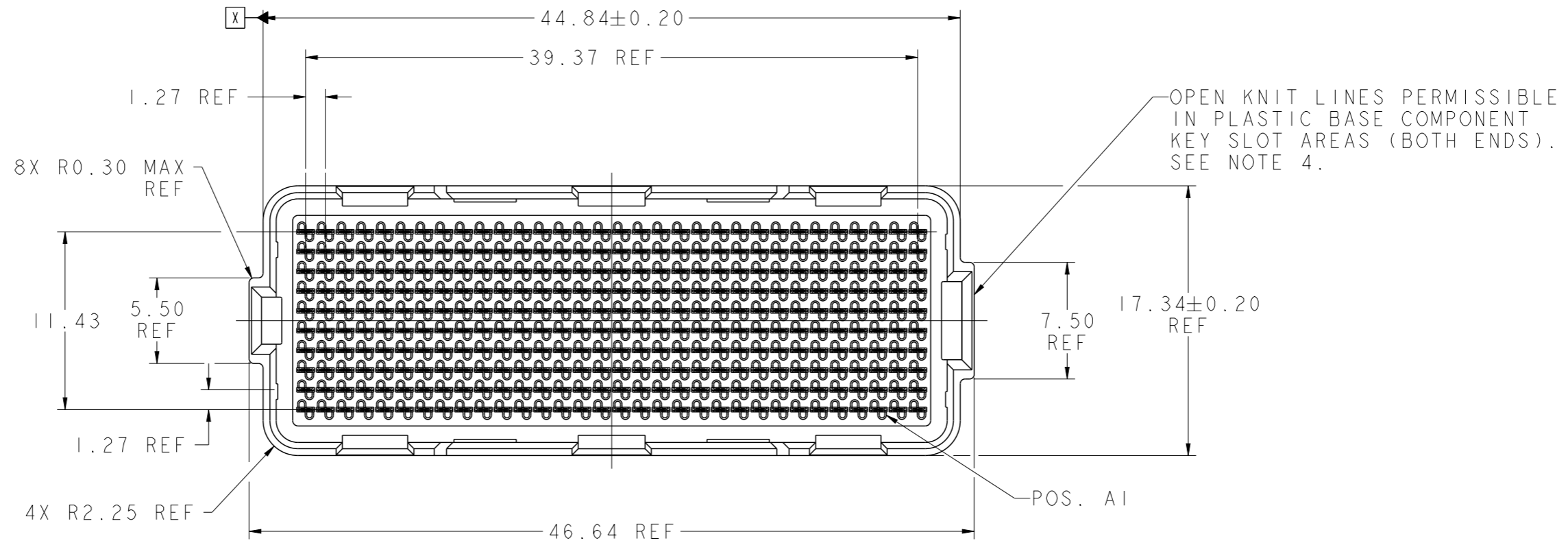


PRODUCT NUMBER

SEE SHEET 5

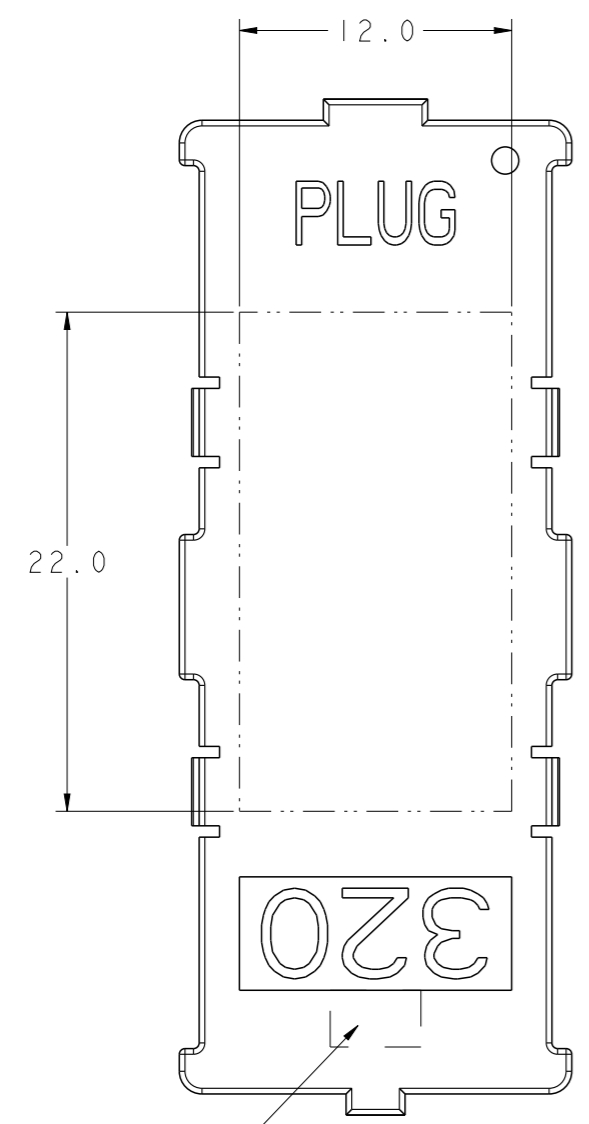


CONTINUOUS OPEN KNIT LINE CRACKS (TRAVERSING THE ENTIRE BODY LENGTH OF THE CONNECTOR) WHICH CAUSE CRITICAL-TO-FUNCTION DIMENSIONAL CHANGES THAT AFFECT THE CONNECTORS MECHANICAL ALIGNMENT FEATURES ARE NOT PERMISSIBLE. SEE NOTE 4.

spec ref	-	dr	Dave Horchler	2013/01/22	projection	mm	size	A3	scale	3:1
tolerance std	ASME Y14.5	eng	M Srinivasan	2013/07/15			ecn no	REL LEVEL	Released	rev
TOLERANCES UNLESS OTHERWISE SPECIFIED		chr	-	product family						
surface		linear	0.X	±0.3		0mm PLUG ASSEMBLY 10 x 32 = 320 POSITIONS	dwg no	10123981		B
			0.XX	±0.13						
			0.XXX	±0.051						
ASME Y14.5	angular	0°	±0°	www.fci.com	cat. no.	Product - Customer Drw	sheet 1 of 5			

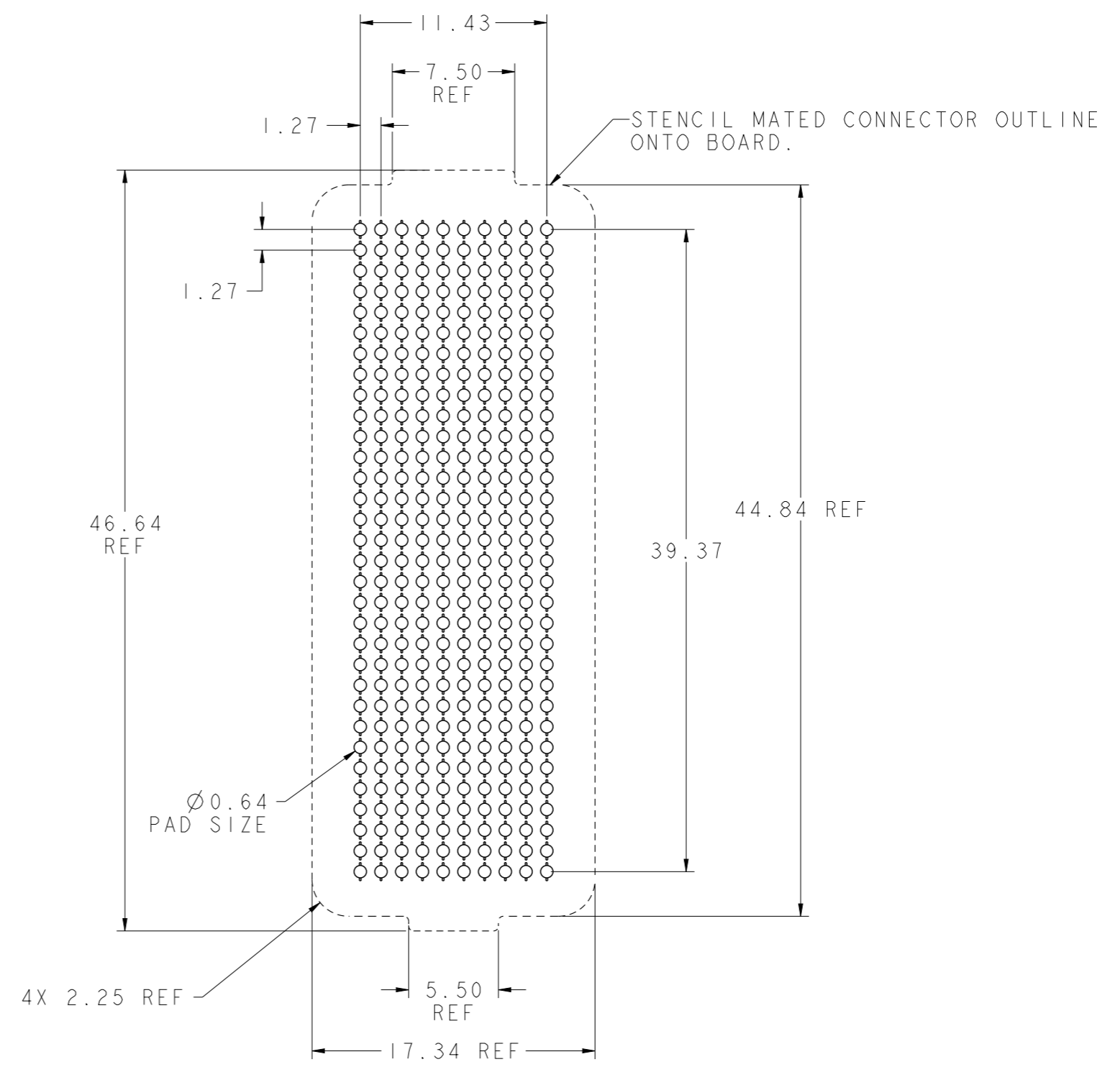
PRODUCT NUMBER

SEE SHEET 5



NOTE 6

FLAT AREA FOR PICK-UP CAP



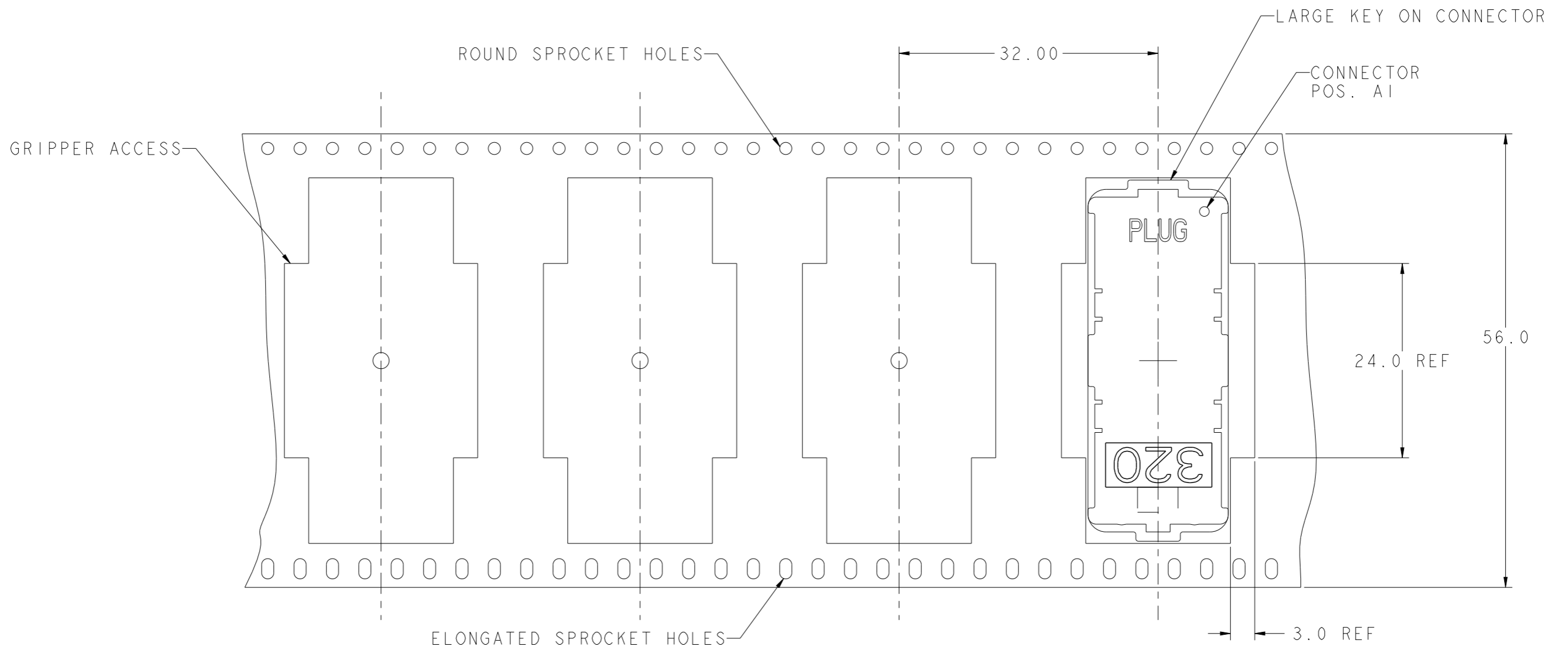
BOARD PATTERN

spec ref	-	dr	Dave Horchler	2013/01/22	projection	mm	size	A3	scale	3:1						
tolerance std	ASME Y14.5	eng	M Srinivasan	2013/07/15			ecn no	ELX-V-15184-1								
	TOLERANCES UNLESS OTHERWISE SPECIFIED	chr	-	-				product family	MEG-ARRAY	rel level	Released					
surface	✓	appr	R Marshall	2013/07/15			dwg no	10123981		rev	B					
	linear	<table border="1"> <tr> <td>0.X</td> <td>±0.3</td> </tr> <tr> <td>0.XX</td> <td>±0.13</td> </tr> <tr> <td>0.XXX</td> <td>±0.051</td> </tr> </table>		0.X	±0.3	0.XX	±0.13	0.XXX	±0.051	0mm PLUG ASSEMBLY 10 x 32 = 320 POSITIONS		cat. no.	Product - Customer Drw		sheet 2 of 5	
0.X	±0.3															
0.XX	±0.13															
0.XXX	±0.051															
	angular	<table border="1"> <tr> <td>0°</td> <td>±0°</td> </tr> </table>		0°	±0°	www.fci.com		PDS: Rev :B		STATUS:Released		Printed: Jul 16, 2013				
0°	±0°															



Copyright FCI.

PRODUCT NUMBER  
SEE SHEET 5



DIE - REEL DIRECTION



TAPE & REEL PACKAGING  
PER EIA 481 - 3  
SCALE NONE

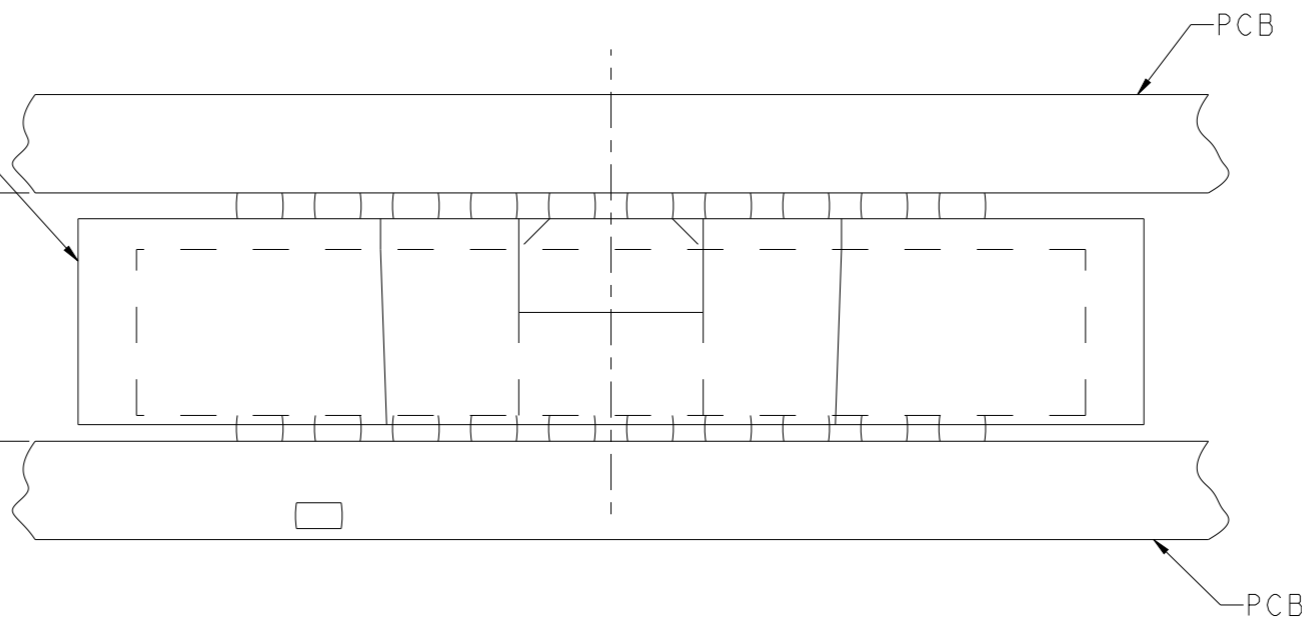
spec ref	-			dr	Dave Horchler	2013/01/22	projection	mm	size	A3	scale	3:1
tolerance std	ASME Y14.5			eng	M Srinivasan	2013/07/15			ecn no			ELX-V-15184-1
TOLERANCES UNLESS OTHERWISE SPECIFIED				chr	-	-			rel level			Released
surface		linear	0.X ±0.3	appr	R Marshall	2013/07/15	product family		MEG-ARRAY		dwg no 10123981	rev B
				0.XX ±0.13								
		angular	0° ±0°									
ASME Y14.5						cat. no.		Product - Customer Drw		sheet 3 of 5		

PRODUCT NUMBER

SEE SHEET 5

PLUG ASSY  
P/N 10123981-XXX

DIM "A" REF  
MATED HEIGHT  
AFTER REFLOW  
SEE NOTE 3



MATED HEIGHT AFTER REFLOW IS BASED ON Ø0.64mm PAD (METAL-DEFINED)  
AND 0.13mm SOLDER PASTE STENCIL THICKNESS. SEE NOTE 3

**END VIEW - MATED CONNECTORS**  
SCALE NONE



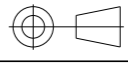


Copyright FCI.

spec ref -		dr	Dave Horchler	2013/01/22	projection	mm	size	A3	scale	3:1	
tolerance std	ASME Y14.5	TOLERANCES UNLESS OTHERWISE SPECIFIED			eng	M Srinivasan	2013/07/15	ecn no ELX-V-15184-1			
surface	✓	linear	0.X	±0.3	chr	-	product family		MEG-ARRAY	rel level	Released
			0.XX	±0.13	appr	R Marshall	2013/07/15	0mm PLUG ASSEMBLY		dwg no	10123981
			0.XXX	±0.051	www.fci.com		10 x 32 = 320 POSITIONS		rev	B	
		angular	0°	±0°	cat. no.		Product - Customer Drw		sheet 4 of 5		

PRODUCT NUMBER	PICK-UP CAP (NATURAL OR BLACK IN COLOR)	CONTACT PLATING AND THICKNESS	SOLDER BALL	NOTES
10123981-002	YES	15u" (.38um) Au	SnPb	
10123981-002LF	YES	15u" (.38um) Au	LEAD FREE	4 AND 5
10123981-092	YES	15u" (.38um) GXT	SnPb	
10123981-092LF	YES	15u" (.38um) GXT	LEAD FREE	4 AND 5
10123981-102	YES	30u" (.76um) Au	SnPb	
10123981-102LF	YES	30u" (.76um) Au	LEAD FREE	4 AND 5
10123981-192	YES	30u" (.76um) GXT	SnPb	
10123981-192LF	YES	30u" (.76um) GXT	LEAD FREE	4 AND 5
10123981-202	YES	50u" (1.27um) Au SPECIAL	SnPb	8
10123981-202LF	YES	50u" (1.27um) Au SPECIAL	LEAD FREE	4, 5 AND 8
10123981-292	YES	50u" (1.27um) GXT SPECIAL	SnPb	8
10123981-292LF	YES	50u" (1.27um) GXT SPECIAL	LEAD FREE	4, 5 AND 8
10123981-A02	YES	30u" (.76um) Au SPECIAL	SnPb	CUSTOMER SPECIAL
10123981-A02LF	YES	30u" (.76um) Au SPECIAL	LEAD FREE	CUSTOMER SPECIAL

NOTES:

1. MATERIAL:  
HOUSING: LCP-NATURAL  
CONTACT: COPPER ALLOY  
  
PLATING:  
CONTACT: 15μ" (0.38μm) GXT OVER Ni UNDERPLATE  
SOLDER BALL: LEAD FREE  
95.5Sn/4Ag/0.5Cu
2. SOLDER BALLS WILL NOT HAVE PERFECT SPHERICAL SHAPES DUE TO REFLOW ATTACHMENT.
3. MATED HEIGHT EFFECTED BY CUSTOMER'S PCB PAD SIZE, PLATING, SOLDER REFLOW PROFILE, & SOLDER PASTE.
4. FOR PROPER APPLICATION FOLLOW FCI APPLICATION SPECIFICATION GS-20-033 LEAD FREE SOLDER BALLS WILL NOT SOLDER PROPERLY IN A LEADED SOLDER PROCESS DUE TO A HIGHER REFLOW TEMPERATURE. LEAD FREE PRODUCT IS THEREFORE NOT BACKWARDS COMPATIBLE WITH LEADED OR SOME SOLDERING APPLICATIONS. REFERENCE FCI APPLICATION SPECIFICATION.
5. THIS PRODUCT MEETS EUROPEAN UNION DIRECTIVES AND OTHER COUNTRY REGULATIONS AS DESCRIBED IN GS-47-0004 PRODUCT MEETING THIS DIRECTIVE IS IDENTIFIED IN THE LOT CODE NUMBER MARKED ON EACH PART BY HAVING AN "X" IN THE SEVENTH CHARACTER POSITION.
6. CURRENT COMPANY LOGO TO BE VISIBLE IN APPROXIMATE AREA SHOWN.
7. SEE PRODUCT SPEC GS-12-100 PER TEST AND PERFORMANCE INFORMATION.
8. PLATING FOR INDICATED -2XX SERIES NUMBERS MEET THE REQUIREMENTS OF GR-1217-CORE, CENTRAL OFFICE ENVIROMENT, (25 YEARS LIFE EXPECTANCY). THIS SERIES HAS SPECIAL CONTACT GEOMETRY.

spec ref	-	dr	Dave Horchler	2013/01/22	projection	mm	size	A3	scale	3:1	
tolerance std	ASME Y14.5	eng	M Srinivasan	2013/07/15			ecn no	ELX-V-15184-1			
	TOLERANCES UNLESS OTHERWISE SPECIFIED	chr	-	-				product family	MEG-ARRAY	rel level	Released
surface	linear	appr	R Marshall	2013/07/15			0mm PLUG ASSEMBLY	dwg no	10123981	rev	B
	angular	www.fci.com		cat. no.	Product - Customer Drw		sheet 5 of 5				



Copyright FCI.



Компания «ЭлектроПласт» предлагает заключение долгосрочных отношений при поставках импортных электронных компонентов на взаимовыгодных условиях!

Наши преимущества:

- Оперативные поставки широкого спектра электронных компонентов отечественного и импортного производства напрямую от производителей и с крупнейших мировых складов;
- Поставка более 17-ти миллионов наименований электронных компонентов;
- Поставка сложных, дефицитных, либо снятых с производства позиций;
- Оперативные сроки поставки под заказ (от 5 рабочих дней);
- Экспресс доставка в любую точку России;
- Техническая поддержка проекта, помощь в подборе аналогов, поставка прототипов;
- Система менеджмента качества сертифицирована по Международному стандарту ISO 9001;
- Лицензия ФСБ на осуществление работ с использованием сведений, составляющих государственную тайну;
- Поставка специализированных компонентов (Xilinx, Altera, Analog Devices, Intersil, Interpoint, Microsemi, Aeroflex, Peregrine, Syfer, Eurofarad, Texas Instrument, Miteq, Cobham, E2V, MA-COM, Hittite, Mini-Circuits, General Dynamics и др.);

Помимо этого, одним из направлений компании «ЭлектроПласт» является направление «Источники питания». Мы предлагаем Вам помощь Конструкторского отдела:

- Подбор оптимального решения, техническое обоснование при выборе компонента;
- Подбор аналогов;
- Консультации по применению компонента;
- Поставка образцов и прототипов;
- Техническая поддержка проекта;
- Защита от снятия компонента с производства.



#### Как с нами связаться

**Телефон:** 8 (812) 309 58 32 (многоканальный)

**Факс:** 8 (812) 320-02-42

**Электронная почта:** [org@eplast1.ru](mailto:org@eplast1.ru)

**Адрес:** 198099, г. Санкт-Петербург, ул. Калинина, дом 2, корпус 4, литера А.