

Features

- 20 Watt PCB mount package
- Universal input voltage range
- 3000VAC / 1 minute isolation
- Low output ripple and noise
- Short circuit protected
- UL certified, CE marked

Regulated Converter



RAC20-A

20 Watt
Single,
Dual, Double,
Triple Output



Description

Universal input voltage switching power module for PCB or DIN-rail mounting available with single, dual or triple output voltages.

Consider RAC20-K series for new designs

Selection Guide

| Part Number | Input Voltage Range [VAC] | Output Voltage [VDC] | Output Current [mA] | Efficiency typ ⁽¹⁾ [%] | Max. Capacitive Load [µF] |
|-----------------------------|---------------------------|----------------------|---------------------|-----------------------------------|---------------------------|
| RAC20-3.3SA ⁽²⁾ | 90-264 | 3.3 | 4500 | 75 | 25000 |
| RAC20-05SA ⁽²⁾ | 90-264 | 5 | 4000 | 79 | 13000 |
| RAC20-09SA ⁽²⁾ | 90-264 | 9 | 2230 | 82 | 1100 |
| RAC20-12SA ⁽²⁾ | 90-264 | 12 | 1670 | 83 | 920 |
| RAC20-15SA ⁽²⁾ | 90-264 | 15 | 1340 | 83 | 820 |
| RAC20-24SA ⁽²⁾ | 90-264 | 24 | 840 | 84 | 600 |
| RAC20-05DA ⁽²⁾ | 90-264 | ±5 | ±2000 | 79 | ±4300 |
| RAC20-12DA ⁽²⁾ | 90-264 | ±12 | ±833 | 82 | ±560 |
| RAC20-15DA ⁽²⁾ | 90-264 | ±15 | ±677 | 82 | ±220 |
| RAC20-0512TA ⁽²⁾ | 90-264 | 5/±12 | 2800/±250 | 81 | 3500/±200 |
| RAC20-0515TA ⁽²⁾ | 90-264 | 5/±15 | 2800/±200 | 81 | 3500/±150 |

Notes:

Note1: Efficiency is tested at nominal input and full load at +25°C ambient



UL60950-1 certified
CSA C22.2 No. 60950-1-07 certified
EN60950-1 certified
EN55032 compliant
EN55024 compliant

Model Numbering



Notes:

Note2: no suffix for standard package (THT)
add suffix "ST" for screw terminal module

Ordering Examples:

| | | | | |
|-----------------|---------|-----------|---------------|----------------|
| RAC20-05SA | 20 Watt | 5Vout | Single Output | THT |
| RAC20-05DA | 20 Watt | ±5Vout | Dual Output | THT |
| RAC20-0512TA-ST | 20 Watt | 5/±12Vout | Triple Output | Screw Terminal |
| RAC20-15SA-ST | 20 Watt | 15Vout | Single Output | Screw Terminal |

Specifications (measured @ Ta= 25°C, nom. Vin, full load and after warm-up unless otherwise stated)

BASIC CHARACTERISTICS

| Parameter | Condition | | Min. | Typ. | Max. |
|--|------------------------|------------------|--|--------|------------------|
| Input Voltage Range ⁽³⁾ | nom. Vin = 230VAC | | 90VAC 100VDC | 230VAC | 264VAC 375VDC |
| Input Current | 115VAC 230VAC | | | | 400mA 270mA |
| Inrush Current | 2ms max. | 115VAC 230VAC | | | 30A 50A |
| No load Power Consumption | 115VAC/230VAC | | | | 470mW |
| Input Frequency Range | AC Input | | 47Hz | | 440Hz |
| Minimum Load | Single, Dual Triple | | 0% | 10% | |
| Hold-up Time | 115VAC/230VAC | | 13ms | | |
| Internal Operating Frequency | | | | 100kHz | |
| Output Ripple and Noise ⁽⁴⁾ | 20MHz BW | Noise Ripple | <0.5% Vout + 50mVp-p max. <0.2% Vout + 40mVp-p max. | | |

Notes:

Note3: The products were submitted for safety files at AC-Input operation

Note4: Measurements are made with a 0.1µF and 47µF MLCC across output (low ESR)

REGULATIONS

| Parameter | Condition | | Value |
|--------------------------------|-----------------------|--------------------------|---|
| Output Accuracy | | | ±2.0% max. |
| Line Regulation | low line to high line | Single, Dual Triple | ±0.5% typ. ±1.0% typ. (+5Vout) / ±5.0 typ. (±Vout) |
| Load Regulation ⁽⁶⁾ | 10% to 100% load | Single Dual Triple | 1.0% typ. 3.0% typ. 2.0% typ. (+5Vout) / 5.0 typ. (±Vout) |

Notes:

Note5: Operation below 10% load will not harm the converter, but specifications may not be met

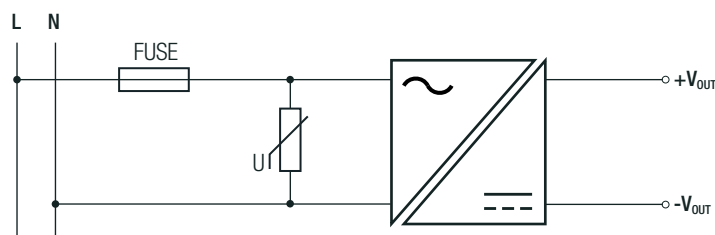
PROTECTIONS

| Parameter | Type | | Value |
|--------------------------------|------------|---------------------|----------------------------|
| Short Circuit Protection (SCP) | | | Hiccup mode, auto recovery |
| Over Voltage Protection (OVP) | | | zener diode clamp |
| Over Current Protection (OCP) | | | 105% typ. |
| Isolation Voltage | I/P to O/P | tested for 1 minute | 3kVAC |
| Leakage Current | | | 0.25mA max. |

Notes:

Note6: Refer to local safety regulations if input over-current protection is also required. Recommended fuse: slow blow type

Note7: An external MOV is recommended. The varistor should comply with IEC-61051-2. e.g. 14S471K series



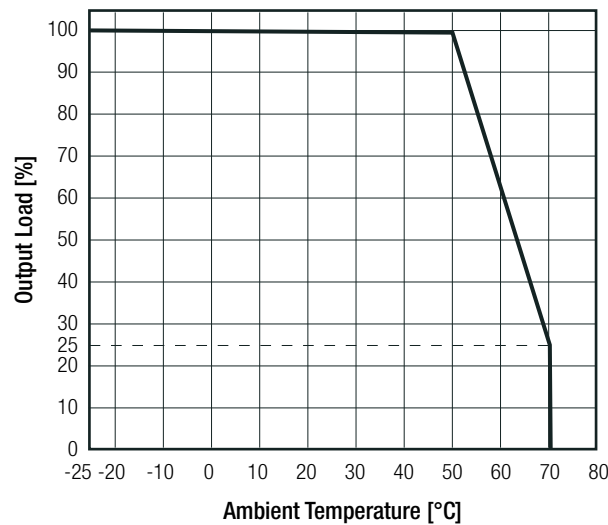
Specifications (measured @ Ta= 25°C, nom. Vin, full load and after warm-up unless otherwise stated)

ENVIRONMENTAL

| Parameter | Condition | | Value |
|-----------------------------|----------------------------------|--------------------------------------|----------------------------------|
| Operating Temperature Range | @ natural convection 0.1 m/s | full load refer to derating graph | -25°C to +50°C -25°C to +70°C |
| Temperature Coefficient | | | ±0.02%/K typ. |
| Operating Humidity | non-condensing | | 95% RH max. |
| MTBF | according to MIL-HDBK-217F, G.B. | +25°C | >400 x 10 ³ hours |

Derating Graph

(@ Chamber and natural convection 0.1 m/s)



SAFETY AND CERTIFICATIONS

| Certificate Type (Safety) | Report / File Number | Standard |
|---|----------------------|---|
| Information Technology Equipment, General Requirements for Safety | E196683 | UL60950-1, 2nd Edition, 2007 CAN/CSA-C22.2 No. 60950-1-07, 2nd Edition, 2007 |
| Information Technology Equipment, General Requirements for Safety | | EN60950-1:2006 + A2:2013 |
| EAC Safety of Low Voltage Equipment | RU-AT.49.09571 | TP TC 004/2011 |
| RoHS2+ | | RoHS-2011/65/EU + AM-2015/863 |

| EMC Compliance | Condition | Standard / Criterion |
|---|-----------|------------------------|
| Electromagnetic Compatibility of Multimedia Equipment – Emission Requirements | | EN55032:2015, Class B |
| Information Technology Equipment - Immunity Characteristics - Limits and Methods of Measurement | | EN55024:2010 + A1:2015 |
| Limits for Harmonic Current Emissions | | EN61000-3-2: 2014 |
| Limitation of Voltage Fluctuations/Flicker in Low-Voltage Systems | | EN61000-3-3: 2013 |

DIMENSION AND PHYSICAL CHARACTERISTICS

| Parameter | Type | Value |
|-------------------|-------------------|---------------------------------|
| Material | case | epoxy with fibreglass (UL94V-0) |
| Dimension (LxWxH) | standard | 70.0 x 48.0 x 22.0mm |
| | with suffix "-ST" | 111.9 x 64.6 x 27.5mm |
| Weight | standard | 122g typ. |
| | with suffix "-ST" | 197g typ. |

continued on next page

Specifications (measured @ Ta= 25°C, nom. Vin, full load and after warm-up unless otherwise stated)

Dimension Drawing (mm)



Pin Connections

| Pin # | Single | Dual | Triple |
|-------|------------|------------|------------|
| 1 | FG | FG | FG |
| 2 | VAC in (N) | VAC in (N) | VAC in (N) |
| 3 | VAC in (L) | VAC in (L) | VAC in (L) |
| 4 | no Pin | no Pin | -Vout |
| 5 | -Vout | -Vout | Com |
| 6 | no Pin | Com | +Vout |
| 7 | +Vout | +Vout | +5V Rtn |
| 8 | no Pin | no Pin | +5Vout |

Tolerance: xx.x= ±0.5mm
xx.xx= ±0.25mm

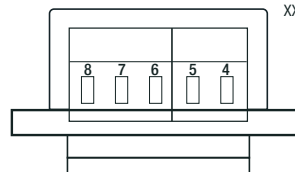
Screw Terminal Module "ST" version



Screw terminal information

| # | Single | Dual | Triple |
|---|------------|------------|------------|
| 1 | FG | FG | FG |
| 2 | VAC in (N) | VAC in (N) | VAC in (N) |
| 3 | VAC in (L) | VAC in (L) | VAC in (L) |
| 4 | NC | NC | -Vout |
| 5 | -Vout | -Vout | Com |
| 6 | NC | Com | +Vout |
| 7 | +Vout | +Vout | +5V Rtn |
| 8 | NC | NC | +5Vout |

7.5mm Pitch
suitable wire: 24-12AWG (0.5-2.5mm²)
wire stripping length: 7mm typ.
recommended tightening torque: 0.5Nm
NC = No Connection
FC = Fixing Centers
Tolerance: xx.x= ±0.5mm
xx.xx= ±0.25mm



Specifications (measured @ Ta= 25°C, nom. Vin, full load and after warm-up unless otherwise stated)

| PACKAGING INFORMATION | | | |
|-----------------------------|-------------------|-------------------|-----------------------|
| Parameter | Type | | Value |
| Packaging Dimension (LxWxH) | cardboard box | standard | 260.0 x 70.0 x 42.0mm |
| | | with suffix "-ST" | 119.0 x 64.0 x 54.0mm |
| Packaging Quantity | standard | | 3pcs |
| | with suffix "-ST" | | 1pcs |
| Storage Temperature Range | | | -40°C to +85°C |
| Storage Humidity | non-condensing | | 95% RH |

The product information and specifications may be subject to changes even without prior written notice. The product has been designed for various applications; its suitability lies in the responsibility of each customer. The products are not authorized for use in safety-critical applications without RECOM's explicit written consent. A safety-critical application is an application where a failure may reasonably be expected to endanger or cause loss of life, inflict bodily harm or damage property. The applicant shall indemnify and hold harmless RECOM, its affiliated companies and its representatives against any damage claims in connection with the unauthorized use of RECOM products in such safety-critical applications.



Компания «ЭлектроПласт» предлагает заключение долгосрочных отношений при поставках импортных электронных компонентов на взаимовыгодных условиях!

Наши преимущества:

- Оперативные поставки широкого спектра электронных компонентов отечественного и импортного производства напрямую от производителей и с крупнейших мировых складов;
- Поставка более 17-ти миллионов наименований электронных компонентов;
- Поставка сложных, дефицитных, либо снятых с производства позиций;
- Оперативные сроки поставки под заказ (от 5 рабочих дней);
- Экспресс доставка в любую точку России;
- Техническая поддержка проекта, помощь в подборе аналогов, поставка прототипов;
- Система менеджмента качества сертифицирована по Международному стандарту ISO 9001;
- Лицензия ФСБ на осуществление работ с использованием сведений, составляющих государственную тайну;
- Поставка специализированных компонентов (Xilinx, Altera, Analog Devices, Intersil, Interpoint, Microsemi, Aeroflex, Peregrine, Syfer, Eurofarad, Texas Instrument, Miteq, Cobham, E2V, MA-COM, Hittite, Mini-Circuits, General Dynamics и др.);

Помимо этого, одним из направлений компании «ЭлектроПласт» является направление «Источники питания». Мы предлагаем Вам помощь Конструкторского отдела:

- Подбор оптимального решения, техническое обоснование при выборе компонента;
- Подбор аналогов;
- Консультации по применению компонента;
- Поставка образцов и прототипов;
- Техническая поддержка проекта;
- Защита от снятия компонента с производства.



Как с нами связаться

Телефон: 8 (812) 309 58 32 (многоканальный)

Факс: 8 (812) 320-02-42

Электронная почта: org@eplast1.ru

Адрес: 198099, г. Санкт-Петербург, ул. Калинина, дом 2, корпус 4, литера А.