

TouchPanel Controller™

Manual

All Mikroelektronika's development systems feature a large number of peripheral modules expanding microcontroller's range of application and making the process of program testing easier. In addition to these modules, it is also possible to use numerous additional modules linked to the development system through the I/O port connectors. Some of these additional modules can operate as stand-alone devices without being connected to the microcontroller.

Additional board

 **MikroElektronika**

SOFTWARE AND HARDWARE SOLUTIONS FOR EMBEDDED WORLD ...making it simple

TouchPanel Controller

The TouchPanel Controller additional board is used to connect a touch panel to a development system.

Key features:

- Connection established via an IDC10 connector;
- Low power consumption; and
- 3.3V or 5V power supply voltage.




Figure 1: TouchPanel Controller additional board

How to connect the board?

The TouchPanel Controller additional board can be easily connected to a development system via an IDC10 connector CN1 that is connected to a port of the development system. Connection between the additional board and a touch panel is established via the CN2 connector provided on the additional board.

How to use the board?

A touch panel is a transparent touch sensitive foil. In order to register any touch, it is necessary to connect the touch panel to this additional board. The principle of the touch panel operation is based on the voltage change caused by a touch or pressure applied to the touch screen. Voltage change detection is enabled due to the touch screen design. It is composed of two flexible sheets coated with a resistive material separated by an air gap. In order to detect a contact, it is necessary to apply voltage to one of these two sheets (DRIVEA for example). When contact is made, the two sheets are pressed together and the second sheet measures the voltage in the pressed point as a distance along the first sheet. The measured distance is referred to as X-axis (BOTTOM). As soon as this data is acquired, the same voltage is applied to the second sheet (DRIVEB). Now, the first sheet measures the distance referred to as Y-axis (LEFT).

Here you can find examples for the TouchScreen Controller board:
<http://www.mikroe.com/eng/products/view/184/touchpanel-controller-board/>

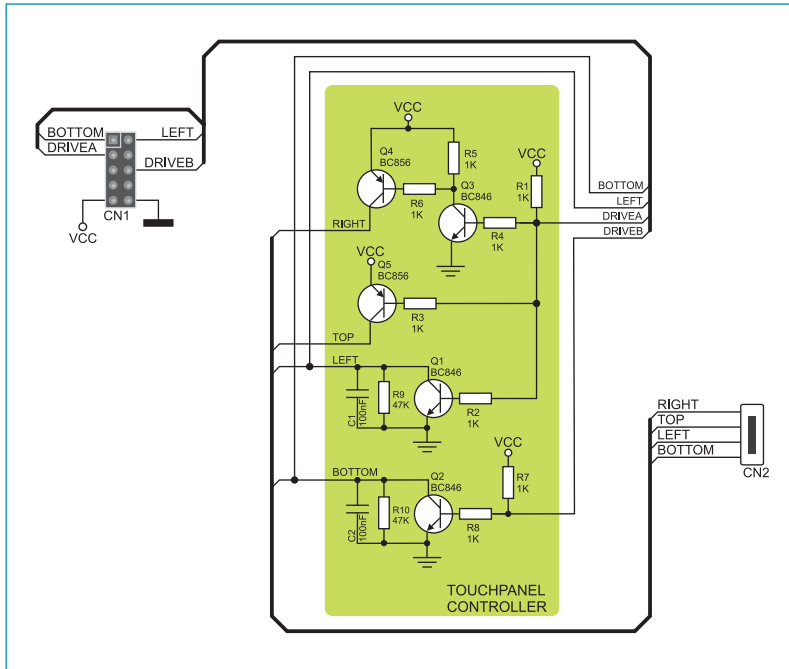


Figure 2: TouchPanel Controller board connection schematic

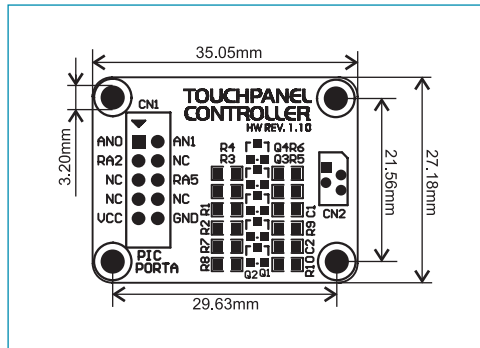


Figure 3: Dimensions of the additional board



MikroElektronika
SOFTWARE AND HARDWARE SOLUTIONS FOR EMBEDDED WORLD ...making it simple

If you want to learn more about our products, please visit our website at www.mikroe.com

If you are experiencing some problems with any of our products or just need additional information, please place your ticket at www.mikroe.com/en/support

If you have any questions, comments or business proposals, do not hesitate to contact us at office@mikroe.com

Mouser Electronics

Authorized Distributor

Click to View Pricing, Inventory, Delivery & Lifecycle Information:

[Mikroe:](#)

[MIKROE-261](#)



Компания «ЭлектроПласт» предлагает заключение долгосрочных отношений при поставках импортных электронных компонентов на взаимовыгодных условиях!

Наши преимущества:

- Оперативные поставки широкого спектра электронных компонентов отечественного и импортного производства напрямую от производителей и с крупнейших мировых складов;
- Поставка более 17-ти миллионов наименований электронных компонентов;
- Поставка сложных, дефицитных, либо снятых с производства позиций;
- Оперативные сроки поставки под заказ (от 5 рабочих дней);
- Экспресс доставка в любую точку России;
- Техническая поддержка проекта, помощь в подборе аналогов, поставка прототипов;
- Система менеджмента качества сертифицирована по Международному стандарту ISO 9001;
- Лицензия ФСБ на осуществление работ с использованием сведений, составляющих государственную тайну;
- Поставка специализированных компонентов (Xilinx, Altera, Analog Devices, Intersil, Interpoint, Microsemi, Aeroflex, Peregrine, Syfer, Eurofarad, Texas Instrument, Miteq, Cobham, E2V, MA-COM, Hittite, Mini-Circuits, General Dynamics и др.);

Помимо этого, одним из направлений компании «ЭлектроПласт» является направление «Источники питания». Мы предлагаем Вам помощь Конструкторского отдела:

- Подбор оптимального решения, техническое обоснование при выборе компонента;
- Подбор аналогов;
- Консультации по применению компонента;
- Поставка образцов и прототипов;
- Техническая поддержка проекта;
- Защита от снятия компонента с производства.



Как с нами связаться

Телефон: 8 (812) 309 58 32 (многоканальный)

Факс: 8 (812) 320-02-42

Электронная почта: org@eplast1.ru

Адрес: 198099, г. Санкт-Петербург, ул. Калинина, дом 2, корпус 4, литера А.