


# NTC Type CR1

## Harsh Environment Chip Thermistor



### Description

NTC type CR1 are NK format chip thermistors on Sn coated Alloy 52 leads with a high performance acid and moisture resistant coating. Our NTC chip thermistors are ideal for harsh environment applications and high volume assembly.

### Features

- AEC Q200 Rev D Qualified
- Suitable for EGR, SCR, TMAP, OAT, HVAC & white goods applications
- Performance up to 190°C with excellent stability
- Small body diameter
- Fast response
- High thermal shock resistance
- Harsh environment fluids resistance
- Water immersion
- Flexible – coated leads can be formed
- Insulation resistance to 1kV d.c.
- Designed for accurate temperature measurement, control & compensation
- Tight tolerances on resistance and B value
- Available on bandolier to IEC 286-2 RoHS 2011/65/EC / REACH compliant

### Applications

- Automotive
- HVAC
- White goods
- Marine
- Aerospace
- Military
- Industrial
- Healthcare

# Type CR1 Specifications

## Specification Data

Minimum operating temp.	-40°C
Performance up to:	190°C
Thermal time constant	15s (cooling) 2.4s (ambient change)
Dissipation factor	2.2mW/K
Mass	0.18g
Packing	1000/box 2000/reel

## Options

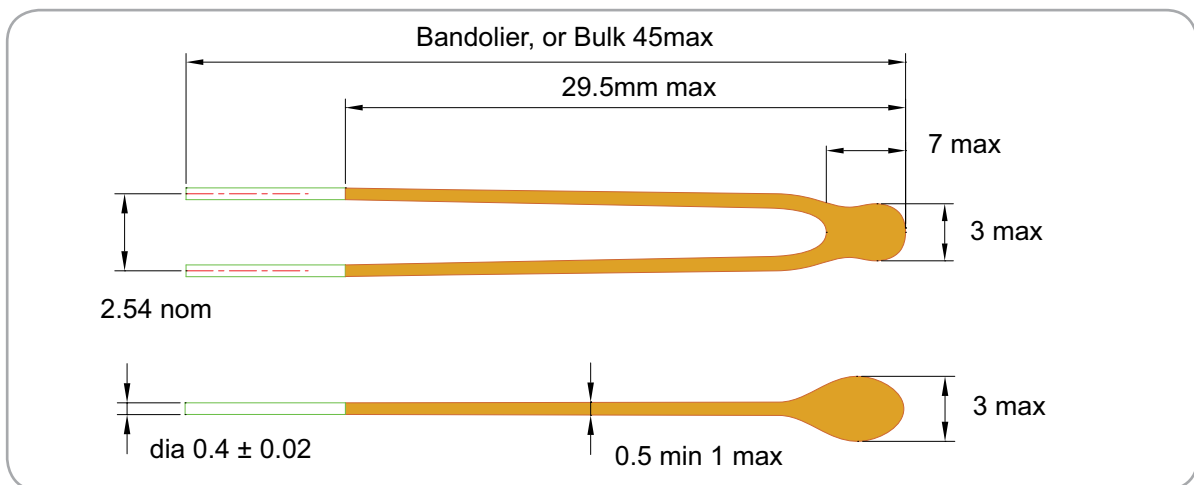
- Other resistance values and B values within the ranges shown
- Alternative reference temperatures 0°C to 100°C
- Bulk packed or bandolier up to  $H_1 = 48\text{mm}$
- Lead materials : Steel/Alloy 52
- Contact Amphenol for specific application requirements

## Coding:

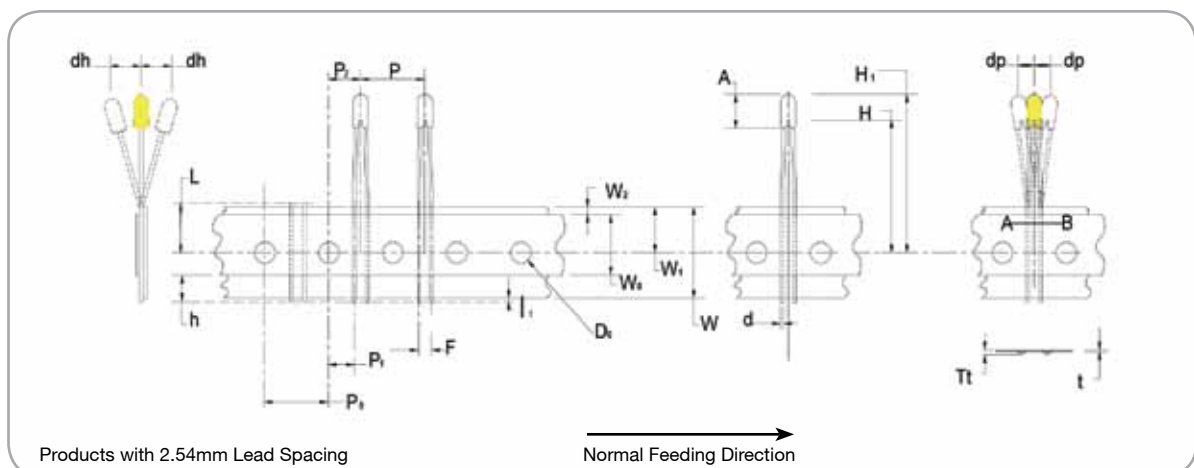
- Standard EGR Sensor - NKA202C2B2
- For CR1 Coating add Suffix C to Code

See Table on page 4 for standard resistance values

## Typical Dimensions (mm)



## Bandolier Schematic



# Bandolier Specifications

Item	Symbol	Value (mm)
TOTAL BAND THICKNESS	t	0.7 ± 0.2
MAXIMUM BAND THICKNESS Including component lead/splices	Tt	1.5 MAXIMUM
CARRIER TAPE WIDTH	W	18 + 1.0 / - 0.5
ADHESION TAPE WIDTH The hold down tape shall not protrude beyond either edge of the carrier tape	W0	6.0 MINIMUM
POSITION OF ADHESION TAPE Gap between upper edges of carrier tape and hold-down tape	W2	3.0 MAXIMUM
SPROCKET HOLE POSITION	W1	9.0 ± 0.5
SPROCKET HOLE DIAMETER	D0	4.0 ± 0.2
PITCH OF COMPONENT	P	12.7 ± 1.0
SPROCKET HOLE PITCH	P0	12.7 ± 0.3
PITCH TOLERANCE OVER ANY 20 PITCHES		± 1.0
WIRE POSITION Distance between the ordinate and the first lead of the following component in the direction of unreeling or feeding. (Valid from upper edge of the tape to the seating plane)	P1	5.08 ± 0.7
HOLE CENTRE TO COMPONENT CENTRE	P2	6.35 ± 1.3
IN-PLANE COMPONENT DEVIATION Maximum deviation of the component body in the tape plane (from the nominal position)	dp	± 3
FRONT TO REAR DEVIATION The maximum lateral deviation of the component from the nominal position measured at the bottom centre of the component body. Maximum alignment deviation of the leads (valid from the upper edge of the tape to the seating plane) when dh is taken as zero, shall be 0.2mm. This dimension must remain in limits after the device has been cropped from the bandolier	dh	± 3
WIRE SPACING At upper edge of tape	F	2.5 ± 0.5
WIRE DIAMETER	d	0.4 ± 0.02
SEATING HEIGHT Distance between the abscissa and the seating plane of the component body with straight leads.	H	45 ± 1
HEAD HEIGHT Distance between the abscissa and the top of the component body	H1	48 max
WIRE PROTRUSION (Adhesive tape) Protrusion of wires beyond the lower side of the adhesive tape	h	5 MAXIMUM
WIRE PROTRUSION (Carrier) Protrusion of wires beyond the lower side of the carrier tape	l1	NO PROTRUSION PERMITTED
CUT WIRE LENGTH For cut out components the length of the residual leads beyond the upper edge of the carrier tape measured from the abscissa	L	12 Nom
COMPONENT HEAD LENGTH	A	5 max

EGR SENSOR	Resistance	B value 25/85°C	Coating	Packing
NKA202C2B2	R100= 186.6Ω ± 2%	3540K ± 0.75%	CR1	Bandoliered H <sub>1</sub> = 45 ± 1mm

# NKA Standard Range Resistance Values

(other values available upon request)

R25 $\Omega$	Material System	B Value 25/85°C K	Maximum# Operating Temp. °C (°F)	Code R25°C ± 1%	Code R25°C ± 2%	Code R25°C ± 3%	Code R25°C ± 5%	Code R25°C ± 10%
500	2	3540 ± 1%	170 (338)	NKA501C2*1	NKA501C2*2	NKA501C2*3	NKA501C2*5	NKA501C2*10
500	2A	3627 ± 1%	170 (338)	NKA501C2A*1	NKA501C2A*2	NKA501C2A*3	NKA501C2A*5	NKA501C2A*10
500	7	3977 ± 1%	170 (338)	NKA501C7*1	NKA501C7*2	NKA501C7*3	NKA501C7*5	NKA501C7*10
1000	2	3540 ± 1%	170 (338)	NKA102C2*1	NKA102C2*2	NKA102C2*3	NKA102C2*5	NKA102C2*10
1000	2A	3627 ± 1%	170 (338)	NKA102C2A*1	NKA102C2A*2	NKA102C2A*3	NKA102C2A*5	NKA102C2A*10
1000	7	3977 ± 1%	170 (338)	NKA102C7*1	NKA102C7*2	NKA102C7*3	NKA102C7*5	NKA102C7*10
2000	2	3540 ± 1%	170 (338)	NKA202C2*1	NKA202C2*2	NKA202C2*3	NKA202C2*5	NKA202C2*10
2050	2	3540 ± 0.75%	170 (338)		NKA202C2B2			
2000	2A	3627 ± 1%	170 (338)	NKA202C2A*1	NKA202C2A*2	NKA202C2A*3	NKA202C2A*5	NKA202C2A*10
2000	7	3977 ± 1%	170 (338)	NKA202C7*1	NKA202C7*2	NKA202C7*3	NKA202C7*5	NKA202C7*10
2700	1	3977 ± 0.75%	190 (374)	NKA272C1*1	NKA272C1*2	NKA272C1*3	NKA272C1*5	NKA272C1*10
5000	4A	3435 ± 1%	170 (338)	NKA502C4A*1	NKA502C4A*2	NKA502C4A*3	NKA502C4A*5	NKA502C4A*10
5000	1	3977 ± 0.75%	190 (374)	NKA502C1*1	NKA502C1*2	NKA502C1*3	NKA502C1*5	NKA502C1*10
10000	4A	3435 ± 1%	170 (338)	NKA103C4A*1	NKA103C4A*2	NKA103C4A*3	NKA103C4A*5	NKA103C4A*10
10000	5	3740 ± 1%	170 (338)	NKA103C5*1	NKA103C5*2	NKA103C5*3	NKA103C5*5	NKA103C5*10
10000	1	3977 ± 0.75%	190 (374)	NKA103C1*1	NKA103C1*2	NKA103C1*3	NKA103C1*5	NKA103C1*10
12000	5	3740 ± 1%	170 (338)	NKA123C5*1	NKA123C5*2	NKA123C5*3	NKA123C5*5	NKA123C5*10
30000	8	3977 ± 1%	170 (338)	NKA303C8*1	NKA303C8*2	NKA303C8*3	NKA303C8*5	NKA303C8*10
50000	8	3977 ± 1%	170 (338)	NKA503C8*1	NKA503C8*2	NKA503C8*3	NKA503C8*5	NKA503C8*10

Replace \* in the table codes shown above as follows:

Loose-packed ..... R

Bandoliered ..... B

Note: Add Suffix C to Code for CR1

See separate tables for resistance - temperature data

# Mouser Electronics

Authorized Distributor

Click to View Pricing, Inventory, Delivery & Lifecycle Information:

## Amphenol:

[NKA272C1R1C](#) [NKA501C2R2C](#) [NKA102C2R1C](#) [NKA202C7R1C](#) [NKA102C7R2C](#) [NKA102C2R2C](#) [NKA202C2R2C](#)  
[NKA502C4AR10C](#) [NKA202C2AR2C](#) [NKA202C7R10C](#) [NKA103C4AR1C](#) [NKA103C1R10C](#) [NKA102C2AR1C](#)  
[NKA102C7R1C](#) [NKA123C5R1C](#) [NKA503C8R1C](#) [NKA102C2R10C](#) [NKA202C2R10C](#) [NKA272C1R10C](#)  
[NKA303C8R10C](#) [NKA202C2AR1C](#) [NKA502C4AR2C](#) [NKA503C8R2C](#) [NKA103C4AR10C](#) [NKA501C2R1C](#)  
[NKA501C7R10C](#) [NKA103C1R1C](#) [NKA502C1R10C](#) [NKA503C8R10C](#) [NKA103C1R2C](#) [NKA202C2AR10C](#)  
[NKA103C5R10C](#) [NKA123C5R10C](#) [NKA501C7R1C](#) [NKA501C2AR2C](#) [NKA502C1R2C](#) [NKA501C2AR10C](#)  
[NKA501C2AR1C](#) [NKA202C2R1C](#) [NKA202C7R2C](#) [NKA272C1R2C](#) [NKA123C5R2C](#) [NKA501C2R10C](#)  
[NKA502C4AR1C](#) [NKA501C7R2C](#) [NKA103C5R2C](#) [NKA102C7R10C](#) [NKA103C4AR2C](#) [NKA303C8R1C](#)  
[NKA303C8R2C](#) [NKA102C2AR10C](#) [NKA502C1R1C](#) [NKA103C5R1C](#) [NKA102C2AR2C](#) [NKA102C2R5](#)  
[NKA103C1R10](#) [NKA502C1R10](#) [NKA102C2R3](#) [NKA103C1B1](#) [NKA103C1B10](#) [NKA202C2R5](#) [NKA272C1B1](#)  
[NKA302C1R3](#) [NKA502C1R1](#) [NKA502C1R5](#) [NKA103C1R1](#) [NKA103C1R3](#) [NKA103C1R5](#) [NKA123C5R2](#)  
[NKA182C2R2](#) [NKA202C2R2](#)



Компания «ЭлектроПласт» предлагает заключение долгосрочных отношений при поставках импортных электронных компонентов на взаимовыгодных условиях!

Наши преимущества:

- Оперативные поставки широкого спектра электронных компонентов отечественного и импортного производства напрямую от производителей и с крупнейших мировых складов;
- Поставка более 17-ти миллионов наименований электронных компонентов;
- Поставка сложных, дефицитных, либо снятых с производства позиций;
- Оперативные сроки поставки под заказ (от 5 рабочих дней);
- Экспресс доставка в любую точку России;
- Техническая поддержка проекта, помощь в подборе аналогов, поставка прототипов;
- Система менеджмента качества сертифицирована по Международному стандарту ISO 9001;
- Лицензия ФСБ на осуществление работ с использованием сведений, составляющих государственную тайну;
- Поставка специализированных компонентов (Xilinx, Altera, Analog Devices, Intersil, Interpoint, Microsemi, Aeroflex, Peregrine, Syfer, Eurofarad, Texas Instrument, Miteq, Cobham, E2V, MA-COM, Hittite, Mini-Circuits, General Dynamics и др.);

Помимо этого, одним из направлений компании «ЭлектроПласт» является направление «Источники питания». Мы предлагаем Вам помощь Конструкторского отдела:

- Подбор оптимального решения, техническое обоснование при выборе компонента;
- Подбор аналогов;
- Консультации по применению компонента;
- Поставка образцов и прототипов;
- Техническая поддержка проекта;
- Защита от снятия компонента с производства.



#### Как с нами связаться

**Телефон:** 8 (812) 309 58 32 (многоканальный)

**Факс:** 8 (812) 320-02-42

**Электронная почта:** [org@eplast1.ru](mailto:org@eplast1.ru)

**Адрес:** 198099, г. Санкт-Петербург, ул. Калинина, дом 2, корпус 4, литера А.