

2100 SERIES SUPER CRIMP TOOLS

This compact design provides a new level of efficiency and convenience when terminating small to medium size wire or cable. The same level of quality and performance built into the top-of-the-line 4100 series, is also provided in the 2100 series. The state side manufactured, fine blanked high carbon steel construction, provides the accuracy and longevity expected of a durable commercial grade crimping tool.

These tools feature:

- A multi-purpose frame manufactured to exacting specifications to accept interchangeable dies.
- Molded grips and an easy reach frame to minimize user fatigue.
- A compact lightweight design for wire and contact handling convenience.
- A cyclic life conservatively rated at 50,000 cycles.
- Crimps meet or exceed all U.L. tensile requirements.
- Interlocking die sets are easily interchanged with mounting screws on most product applications.



2106 CT

- Crimps RJ11, 6 position plugs.
- Crimps 6,4 and 2 conductors in RJ11, 6 position plugs.
- Crimps conductor and strain relief of AMP and Stewart configuration modular plugs in one crimp cycle.

2106 LB CT

- Crimps RJ11, long body 6 position plugs.
- Crimps 6,4 and 2 conductors in RJ11, 6 position plugs.
- Crimps conductor and primary strain relief of AMP and Stewart configuration modular plugs in one crimp cycle.

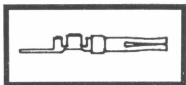
2108 CT

- Crimps RJ45, 8 position keyed or non-keyed plugs.
- Crimps conductor and primary strain relief of AMP and Stewart configuration modular plugs in one crimp cycle.

2110 CT

- Crimps 10 position plugs.
- Crimps conductor and strain relief in one crimp cycle.





2124 CT

- Crimps high density D-subminiature pin and socket open barrel contacts.
- A locator and wire stop are provided to properly orient the contact during crimping.
- The conductor and insulation crimp are produced in one tool closure.
- Conductor crimps are "B" type, insulation crimps are: "Oval" type and are produced in two cavities: A 26-22 AWG and B 30-28 AWG.

2126 CT

- Crimps a wide variety of open barrel contacts, including D-subminiature in small size wire ranges.
- Crimps conductor and insulation portion of contacts in separate cavities. Tool must be closed twice to complete termination.
- "Oval" type insulation crimps are produced in two cavities: B 20-16 AWG and D 30-22 AWG.
- "B" type conductor crimps are produced in three cavities: A 18-16 AWG, C 22-20 AWG and E 30-24 AWG.
- Die set is pinned in place.

2127 CT

- Crimps D-subminiature open barrel contacts
- A locator and wire stop are provided to properly orient the contact during crimping.
- The conductor and insulation crimps meet O.E.M. specifications and are produced in one tool closure.
- Conductor crimps are "B" type, insulation crimps are "oval" type and are produced in two cavities: FRONT 30-26 AWG and REAR 24-20 AWG.

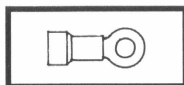
2128 CT

- Crimps a wide variety of open barrel contacts in medium size wire ranges.
- Crimps conductor and insulation portion of contacts in separate cavities. Tool must be closed twice to complete termination.
- Insulation crimps are "B" type and are produced in two cavities: B 18-14 AWG and D 24-20 AWG.
- Conductor crimps are "B" type and are produced in three cavities: A 16-14 AWG, C 20-18 AWG and E 24-22 AWG.
- Die set is pinned in place.



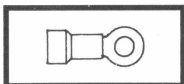
2136 MCT

- Crimps non-insulated terminals and splices to metric standards.
- Crimps are produced in four cavities: 0,75 mm², 1,5 mm² and 2,5 mm² (18-12 AWG).



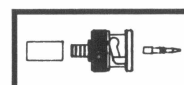
2142 CT

- Crimps conductor and strain portion of insulated terminals and splices in one tool closure.
- Crimps are produced in two cavities: RED 22-18 AWG, BLUE 16-14 AWG.



2143 MCT

- Crimps to metric standards the conductor and strain relief of insulated terminals and splices. Crimps are produced in one tool closure.
- Cavities produce inspection dimples to verify complete crimps.
- Crimps are produced in two cavities: RED 0,5-0,8 mm² and BLUE 1,0-2,0 mm² (18-12 AWG).



2151 CT

- Crimps center pin to a .068 hex, RG58 ferrule to a .213 hex, and RG59 ferrule .255 hex.

2152 CT

- Crimps the center pin to a .068 hex, the RG174 ferrule to a .178 hex and the 8281 ferrule to a .324 hex.

2153 CT

- Crimps the center pin to a .042 square, RG58 ferrule to a .213 hex, and the RG59 ferrule to a .255 hex.

2154 CT

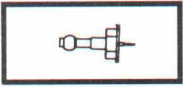
- Crimps the center pin to a .042 or .068 hex, RG58 ferrule to a .190 hex and the RG59 ferrule to a .213 hex on plenum coaxial cable.

2164 CT

- Crimps the center pin to a .068 hex, RG59 ferrule to a .255 hex, and the 8281 ferrule to a .324 hex.

2165 CT

- Crimps the center pin to a .042 square or .068 hex. The ferrule on a small coaxial cable to a .100 and .128 hex and the RG174 ferrule to a .178 hex.



2175 CT

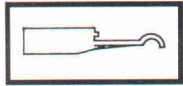
- Crimps outer ferrule on most SMA, SMB or SFB type fiber optic connector to a .151, .178 or .213 hex.

2179 CT

- Crimps Amphenol SC and ST fiber optic connectors.
- Crimps are produced in three cavities: .128, .151 or .178 hex.

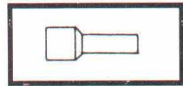
2184 CT

- Crimps 3M SC and ST fiber optic connectors.
- Crimps are round and produced in three cavities: .120, .137 and .190 dia.



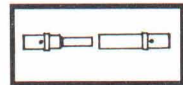
2182 CT

- Crimps 15 and 30 AMP power poles.
- Crimps are "B" type with indenter and are produced in two cavities: A 20-16 AWG and B 16-12 AWG.



2183 MCT

- Crimps wire tip ferrules with and without plastic insulator collar to metric standards.
- Crimps are produced in five cavities: 0,25-0,5 mm², 0,75-1,5 mm², 4,0 mm² and 6,0 mm² (28-10 AWG).



2186 CT

- Crimps commercial grade circular pins and sockets.
- Crimps compact wire to simulate 4 indent style tools.
- Crimps are produced in three cavities: 20 AWG, 16 AWG and 12 AWG.

2100 FRAME ASSEMBLY

The Super Crimp Frame can be ordered separately without dies. The frame is supplied complete with die mounting screws. You can select one or more dies based on your application requirements. Refer to die chart for a listing of applications and associated part numbers.



2100 SERIES INTERCHANGEABLE DIES

All dies are manufactured to exacting specifications. Each die is mounted to the frame or moveable jaw with a single screw for ease of change-over. All die sets interlock to assure perfect alignment. Listed below are the standard dies for most popular product applications. Custom dies in limited production quantities are available. Consult the factory for ordering parameters.

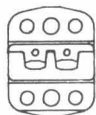
2100-06



**2100-26
PINNED**



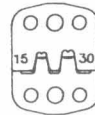

2100-43M




2100-64




**2100-82
PINNED**



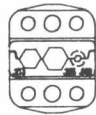
2100-06LB



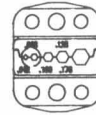
2100-27



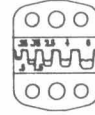
2100-51



2100-65



2100-83M




2100-08



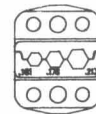
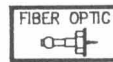
**2100-28
PINNED**



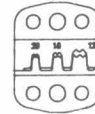
2100-52



2100-75



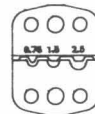
2100-86



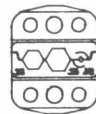
2100-10



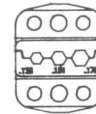
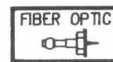
**2100-36M
PINNED**



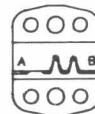

2100-53



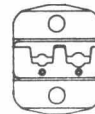
2100-79




2100-24



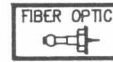
2100-42



2100-54



2100-84





Компания «ЭлектроПласт» предлагает заключение долгосрочных отношений при поставках импортных электронных компонентов на взаимовыгодных условиях!

Наши преимущества:

- Оперативные поставки широкого спектра электронных компонентов отечественного и импортного производства напрямую от производителей и с крупнейших мировых складов;
- Поставка более 17-ти миллионов наименований электронных компонентов;
- Поставка сложных, дефицитных, либо снятых с производства позиций;
- Оперативные сроки поставки под заказ (от 5 рабочих дней);
- Экспресс доставка в любую точку России;
- Техническая поддержка проекта, помощь в подборе аналогов, поставка прототипов;
- Система менеджмента качества сертифицирована по Международному стандарту ISO 9001;
- Лицензия ФСБ на осуществление работ с использованием сведений, составляющих государственную тайну;
- Поставка специализированных компонентов (Xilinx, Altera, Analog Devices, Intersil, Interpoint, Microsemi, Aeroflex, Peregrine, Syfer, Eurofarad, Texas Instrument, Miteq, Cobham, E2V, MA-COM, Hittite, Mini-Circuits, General Dynamics и др.);

Помимо этого, одним из направлений компании «ЭлектроПласт» является направление «Источники питания». Мы предлагаем Вам помощь Конструкторского отдела:

- Подбор оптимального решения, техническое обоснование при выборе компонента;
- Подбор аналогов;
- Консультации по применению компонента;
- Поставка образцов и прототипов;
- Техническая поддержка проекта;
- Защита от снятия компонента с производства.



Как с нами связаться

Телефон: 8 (812) 309 58 32 (многоканальный)

Факс: 8 (812) 320-02-42

Электронная почта: org@eplast1.ru

Адрес: 198099, г. Санкт-Петербург, ул. Калинина, дом 2, корпус 4, литера А.