PRODUCT NUMBER
70238-XYY
70238-XYYLF

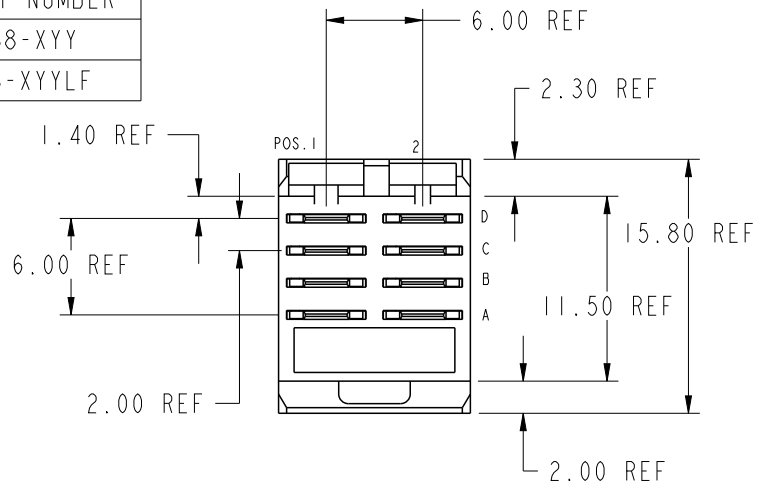

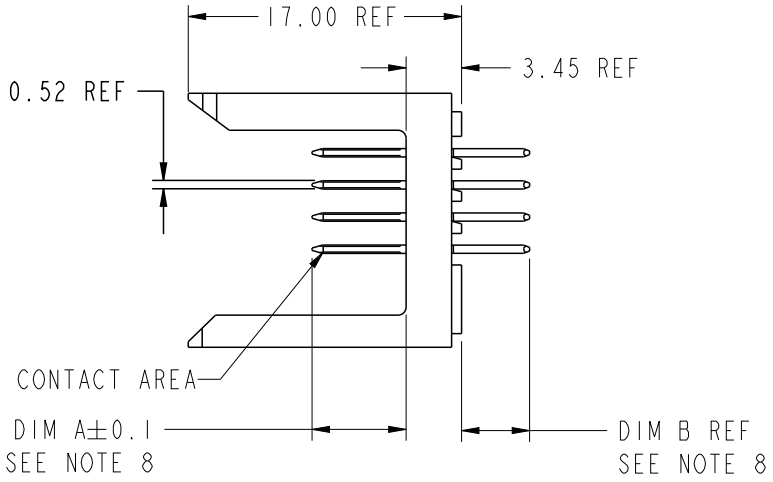

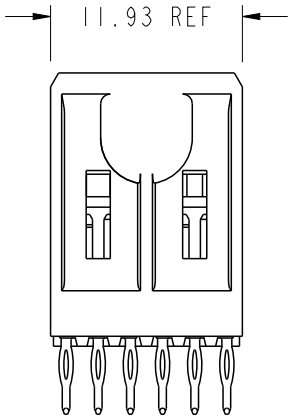

PLATING IN CONTACT AREA		
DASH NUMBER	PERFORMANCE LEVEL	NOTES
-1YY	TELCORDIA CO	-
-2YY	TELECOM CLASS	-
-3YY	IEC CLASS 1	-
-5YY	TELCORDIA UE	-
-1YYLF	TELCORDIA CO IEC CLASS 1	SEE NOTE 10
-2YYLF	TELECOM CLASS	SEE NOTE 10
-5YYLF	TELCORDIA UE	SEE NOTE 10

rev	ecn no	dr	date
AL	V06-0498	DCH	2006-05-31
AM	DG09-0256	TER	2009-08-19
AN	DG-006740-1	TER	2011-10-08
AP	ELX-DG-009045-1	ANDY	2011-12-20
-	-	-	-
AJ	V04-1147	DAI	11/24/04
AK	V05-0796	DAI	08/19/05

Copyright FCI.

spec ref	*	dr	Terran Huang	2010/07/08	projection
tolerance std	TOLERANCES UNLESS OTHERWISE SPECIFIED	eng	Andy Lu	2011/12/20	mm
ASME Y14.5		chr	Tao Huang	2011/12/20	size A4 / scale 1:10
surface 3.200	linear 0.X ±0.3	appr	Pei-Ming Zheng	2011/12/20	ecn no ELX-DG-009045-1
	linear 0.XX ±0.13				product family METRAL
	linear 0.XXX ±.050				rel level Released
ASME Y14.5	angular 0° ±2°				

www.fci.com

title: METRAL POWER HEADER
1 MOD, 4 ROW PRESS-FIT

dwg no 70238

rev AP

cat. no. -

Product - Customer Drw

sheet 1 of 6

Pro/E File - REV C - 2009-06-09

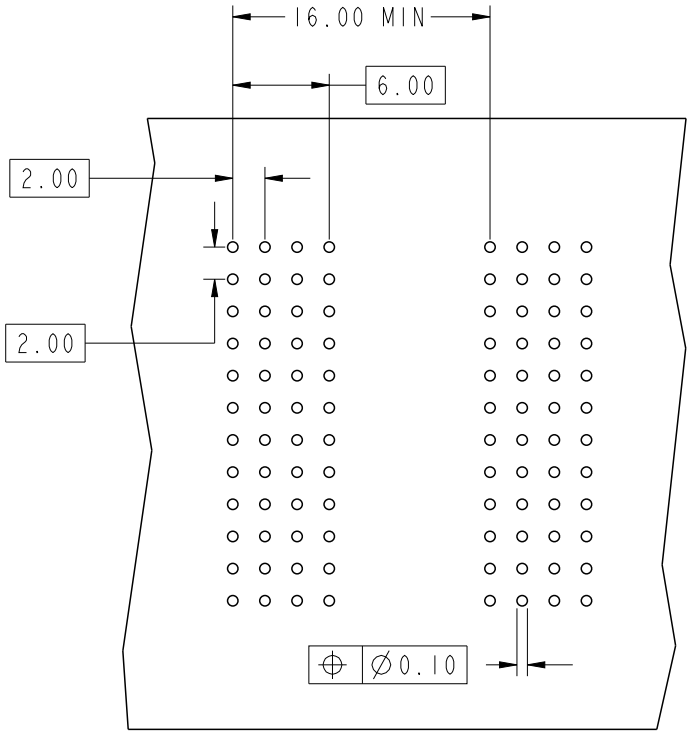

KEY		
CODE	DIMENSIONS	
	DIM "A" MATE	DIM "B" TAIL
1	6.50	4.30
2	7.25	4.30
3	8.00	4.30
4	6.50	13.60
5	7.25	13.60
6	8.00	13.60
7	6.50	17.00
8	7.25	17.00
9	8.00	17.00

REQUIRED PC BOARD LAYOUT
COMPONENT SIDE

SEE PRINT 58351 FOR
ADDITIONAL PCB INFORMATION

Copyright FCI.

spec ref	*		
tolerance std	TOLERANCES UNLESS OTHERWISE SPECIFIED		
surface	3.200		
ASME Y14.5			
linear	0.X	±0.3	
	0.XX	±0.13	
	0.XXX	±.050	
angular	0°	±2°	

dr	Terran Huang	2010/07/08
eng	Andy Lu	2011/12/20
chr	Tao Huang	2011/12/20
appr	Pei-Ming Zheng	2011/12/20

projection	
mm	
product family	METRAL
size	A4
scale	21:10
ecn no	ELX-DG-009045-1
rel level	Released

www.fci.com

title: METRAL POWER HEADER
1 MOD, 4 ROW PRESS-FIT

dwg no: 70238

rev: AP

cat. no. - Product - Customer Drw

sheet 2 of 6

Pro/E File - REV C - 2009-06-09

METRAL P/N	ROW	CONTACT CODE MOD. I	
		1	2
70238-X01	D	3	1
	C	3	1
SEE NOTE 11 LEAD FREE OPTION	B	3	1
	A	3	1

METRAL P/N	ROW	CONTACT CODE MOD. I	
		1	2
70238-X06	D	1	1
	C	-	2
SEE NOTE 11 LEAD FREE OPTION	B	-	3
	A	3	3

METRAL P/N	ROW	CONTACT CODE MOD. I	
		1	2
70238-X21	D	6	4
	C	6	4
SEE NOTE 11 LEAD FREE OPTION	B	6	4
	A	6	4

METRAL P/N	ROW	CONTACT CODE MOD. I	
		1	2
70238-X26	D	4	4
	C	-	5
SEE NOTE 11 LEAD FREE OPTION	B	-	6
	A	6	6

METRAL P/N	ROW	CONTACT CODE MOD. I	
		1	2
70238-X31	D	9	7
	C	9	7
SEE NOTE 11 LEAD FREE OPTION	B	9	7
	A	9	7

METRAL P/N	ROW	CONTACT CODE MOD. I	
		1	2
70238-X02	D	3	2
	C	3	2
SEE NOTE 11 LEAD FREE OPTION	B	3	2
	A	3	2

METRAL P/N	ROW	CONTACT CODE MOD. I	
		1	2
70238-X07	D	2	2
	C	1	1
SEE NOTE 11 LEAD FREE OPTION	B	1	1
	A	3	3

METRAL P/N	ROW	CONTACT CODE MOD. I	
		1	2
70238-X22	D	6	5
	C	6	5
SEE NOTE 11 LEAD FREE OPTION	B	6	5
	A	6	5

METRAL P/N	ROW	CONTACT CODE MOD. I	
		1	2
70238-X27	D	5	5
	C	4	4
SEE NOTE 11 LEAD FREE OPTION	B	4	4
	A	6	6

METRAL P/N	ROW	CONTACT CODE MOD. I	
		1	2
70238-X32	D	9	8
	C	9	8
SEE NOTE 11 LEAD FREE OPTION	B	9	8
	A	9	8

METRAL P/N	ROW	CONTACT CODE MOD. I	
		1	2
70238-X03	D	2	3
	C	2	3
SEE NOTE 11 LEAD FREE OPTION	B	2	3
	A	2	3

METRAL P/N	ROW	CONTACT CODE MOD. I	
		1	2
70238-X08	D	2	2
	C	2	2
SEE NOTE 11 LEAD FREE OPTION	B	2	2
	A	3	2

METRAL P/N	ROW	CONTACT CODE MOD. I	
		1	2
70238-X23	D	5	6
	C	5	6
SEE NOTE 11 LEAD FREE OPTION	B	5	6
	A	5	6

METRAL P/N	ROW	CONTACT CODE MOD. I	
		1	2
70238-X28	D	5	5
	C	5	5
SEE NOTE 11 LEAD FREE OPTION	B	5	5
	A	6	5

METRAL P/N	ROW	CONTACT CODE MOD. I	
		1	2
70238-X33	D	8	9
	C	8	9
SEE NOTE 11 LEAD FREE OPTION	B	8	9
	A	8	9

METRAL P/N	ROW	CONTACT CODE MOD. I	
		1	2
70238-X04	D	3	3
	C	3	3
SEE NOTE 11 LEAD FREE OPTION	B	3	3
	A	2	3

METRAL P/N	ROW	CONTACT CODE MOD. I	
		1	2
70238-X09	D	2	1
	C	2	1
SEE NOTE 11 LEAD FREE OPTION	B	2	1
	A	2	1

METRAL P/N	ROW	CONTACT CODE MOD. I	
		1	2
70238-X24	D	6	6
	C	6	6
SEE NOTE 11 LEAD FREE OPTION	B	6	6
	A	5	6

METRAL P/N	ROW	CONTACT CODE MOD. I	
		1	2
70238-X29	D	5	4
	C	5	4
SEE NOTE 11 LEAD FREE OPTION	B	5	4
	A	5	4

METRAL P/N	ROW	CONTACT CODE MOD. I	
		1	2
70238-X34	D	9	9
	C	9	9
SEE NOTE 11 LEAD FREE OPTION	B	9	9
	A	8	9

METRAL P/N	ROW	CONTACT CODE MOD. I	
		1	2
70238-X05	D	1	3
	C	1	3
SEE NOTE 11 LEAD FREE OPTION	B	1	3
	A	1	3

METRAL P/N	ROW	CONTACT CODE MOD. I	
		1	2
70238-X10	D	1	2
	C	1	2
SEE NOTE 11 LEAD FREE OPTION	B	1	2
	A	1	2

METRAL P/N	ROW	CONTACT CODE MOD. I	
		1	2
70238-X25	D	4	6
	C	4	6
SEE NOTE 11 LEAD FREE OPTION	B	4	6
	A	4	6

METRAL P/N	ROW	CONTACT CODE MOD. I	
		1	2
70238-X30	D	4	5
	C	4	5
SEE NOTE 11 LEAD FREE OPTION	B	4	5
	A	4	5

METRAL P/N	ROW	CONTACT CODE MOD. I	
		1	2
70238-X35	D	7	9
	C	7	9
SEE NOTE 11 LEAD FREE OPTION	B	7	9
	A	7	9

spec ref	*	dr	Terran Huang 2010/07/08
tolerance std	TOLERANCES UNLESS OTHERWISE SPECIFIED	eng	Andy Lu 2011/12/20
		chr	Tao Huang 2011/12/20
		appr	Pei-Ming Zheng 2011/12/20
projection	mm	size	A4
		scale	1:10
product family	METRAL	ecn no	ELX-DG-009045-1
		rel level	Released

surface	3.2	linear	0.X ±0.3
			0.XX ±0.13
			0.XXX ±.050
ASME Y14.5		angular	0° ±2°

www.fci.com

title: METRAL POWER HEADER
1 MOD, 4 ROW PRESS-FIT

dwg no: 70238

rev: AP

cat. no. - Product - Customer Drw

sheet 3 of 6

Copyright FCI.

Pro/E File - REV C - 2009-06-09

METRAL P/N	ROW	CONTACT CODE MOD. I	
		1	2
70238-X36	D	7	7
	C	-	8
SEE NOTE 11 LEAD FREE OPTION	B	-	9
	A	9	9

METRAL P/N	ROW	CONTACT CODE MOD. I	
		1	2
70238-X41	D	3	2
	C	3	-
SEE NOTE 11 LEAD FREE OPTION	B	3	2
	A	-	-

METRAL P/N	ROW	CONTACT CODE MOD. I	
		1	2
70238-X46	D	1	1
	C	1	1
SEE NOTE 11 LEAD FREE OPTION	B	3	1
	A	3	1

METRAL P/N	ROW	CONTACT CODE MOD. I	
		1	2
70238-X53	D	6	6
	C	6	6
SEE NOTE 11 LEAD FREE OPTION	B	4	4
	A	4	4

METRAL P/N	ROW	CONTACT CODE MOD. I	
		1	2
70238-X58	D	6	6
	C	6	4
SEE NOTE 11 LEAD FREE OPTION	B	4	4
	A	6	6

METRAL P/N	ROW	CONTACT CODE MOD. I	
		1	2
70238-X37	D	8	8
	C	7	7
SEE NOTE 11 LEAD FREE OPTION	B	7	7
	A	9	9

METRAL P/N	ROW	CONTACT CODE MOD. I	
		1	2
70238-X42	D	-	3
	C	-	3
SEE NOTE 11 LEAD FREE OPTION	B	-	3
	A	-	3

METRAL P/N	ROW	CONTACT CODE MOD. I	
		1	2
70238-X47	D	3	3
	C	3	3
SEE NOTE 11 LEAD FREE OPTION	B	1	3
	A	3	3

METRAL P/N	ROW	CONTACT CODE MOD. I	
		1	2
70238-X54	D	4	4
	C	4	4
SEE NOTE 11 LEAD FREE OPTION	B	4	6
	A	4	4

METRAL P/N	ROW	CONTACT CODE MOD. I	
		1	2
70238-X61	D	9	8
	C	9	-
SEE NOTE 11 LEAD FREE OPTION	B	9	8
	A	-	-

METRAL P/N	ROW	CONTACT CODE MOD. I	
		1	2
70238-X38	D	8	8
	C	8	8
SEE NOTE 11 LEAD FREE OPTION	B	8	8
	A	9	8

METRAL P/N	ROW	CONTACT CODE MOD. I	
		1	2
70238-X43	D	3	3
	C	3	3
SEE NOTE 11 LEAD FREE OPTION	B	1	1
	A	1	1

METRAL P/N	ROW	CONTACT CODE MOD. I	
		1	2
70238-X48	D	3	3
	C	3	1
SEE NOTE 11 LEAD FREE OPTION	B	1	1
	A	3	3

METRAL P/N	ROW	CONTACT CODE MOD. I	
		1	2
70238-X55	D	4	4
	C	4	4
SEE NOTE 11 LEAD FREE OPTION	B	4	4
	A	6	6

METRAL P/N	ROW	CONTACT CODE MOD. I	
		1	2
70238-X62	D	-	9
	C	-	9
SEE NOTE 11 LEAD FREE OPTION	B	-	9
	A	-	9

METRAL P/N	ROW	CONTACT CODE MOD. I	
		1	2
70238-X39	D	8	7
	C	8	7
SEE NOTE 11 LEAD FREE OPTION	B	8	7
	A	8	7

METRAL P/N	ROW	CONTACT CODE MOD. I	
		1	2
70238-X44	D	1	1
	C	1	1
SEE NOTE 11 LEAD FREE OPTION	B	1	3
	A	1	1

METRAL P/N	ROW	CONTACT CODE MOD. I	
		1	2
70238-X51	D	6	5
	C	6	-
SEE NOTE 11 LEAD FREE OPTION	B	6	5
	A	-	-

METRAL P/N	ROW	CONTACT CODE MOD. I	
		1	2
70238-X56	D	4	4
	C	4	4
SEE NOTE 11 LEAD FREE OPTION	B	6	4
	A	6	4

METRAL P/N	ROW	CONTACT CODE MOD. I	
		1	2
70238-X63	D	9	9
	C	9	9
SEE NOTE 11 LEAD FREE OPTION	B	7	7
	A	7	7

METRAL P/N	ROW	CONTACT CODE MOD. I	
		1	2
70238-X40	D	7	8
	C	7	8
SEE NOTE 11 LEAD FREE OPTION	B	7	8
	A	7	8

METRAL P/N	ROW	CONTACT CODE MOD. I	
		1	2
70238-X45	D	1	1
	C	1	1
SEE NOTE 11 LEAD FREE OPTION	B	1	1
	A	3	3

METRAL P/N	ROW	CONTACT CODE MOD. I	
		1	2
70238-X52	D	-	6
	C	-	6
SEE NOTE 11 LEAD FREE OPTION	B	-	6
	A	-	6

METRAL P/N	ROW	CONTACT CODE MOD. I	
		1	2
70238-X57	D	6	6
	C	6	6
SEE NOTE 11 LEAD FREE OPTION	B	4	6
	A	6	6

METRAL P/N	ROW	CONTACT CODE MOD. I	
		1	2
70238-X64	D	7	7
	C	7	7
SEE NOTE 11 LEAD FREE OPTION	B	7	9
	A	7	7

spec ref	*	dr	Terran Huang 2010/07/08
tolerance std	TOLERANCES UNLESS OTHERWISE SPECIFIED	eng	Andy Lu 2011/12/20
		chr	Tao Huang 2011/12/20
		appr	Pei-Ming Zheng 2011/12/20
projection	mm	size	A4
		scale	1:1 0
product family	METRAL	ecn no	ELX-DG-009045-1
		rel level	Released

surface	3.2 00	linear	0.X ±0.3
			0.XX ±0.13
			0.XXX ±.050
ASME Y14.5		angular	0° ±2°

www.fci.com

title: METRAL POWER HEADER
1 MOD, 4 ROW PRESS-FIT

dwg no: 70238

rev: AP

cat. no. - Product - Customer Drw

sheet 4 of 6

Copyright FCI.

Pro/E File - REV C - 2009-06-09

METRAL P/N	ROW	CONTACT CODE MOD. I	
		1	2
70238-X65	D	7	7
	C	7	7
SEE NOTE 11 LEAD FREE OPTION	B	7	7
	A	9	9

METRAL P/N	ROW	CONTACT CODE MOD. I	
		1	2
70238-X70	D	1	1
	C	2	2
SEE NOTE 11 LEAD FREE OPTION	B	1	1
	A	2	2

METRAL P/N	ROW	CONTACT CODE MOD. I	
		1	2
70238-X75	D	3	2
	C	3	2
SEE NOTE 11 LEAD FREE OPTION	B	1	3
	A	2	3

METRAL P/N	ROW	CONTACT CODE MOD. I	
		1	2
70238-X80	D	1	3
	C	1	3
SEE NOTE 11 LEAD FREE OPTION	B	1	3
	A	1	3

METRAL P/N	ROW	CONTACT CODE MOD. I	
		1	2
70238-X85	D	2	3
	C	2	3
SEE NOTE 11 LEAD FREE OPTION	B	2	3
	A	2	3

METRAL P/N	ROW	CONTACT CODE MOD. I	
		1	2
70238-X66	D	7	7
	C	7	7
SEE NOTE 11 LEAD FREE OPTION	B	9	7
	A	9	7

METRAL P/N	ROW	CONTACT CODE MOD. I	
		1	2
70238-X71	D	3	3
	C	-	-
SEE NOTE 11 LEAD FREE OPTION	B	2	2
	A	2	2

METRAL P/N	ROW	CONTACT CODE MOD. I	
		1	2
70238-X76	D	2	2
	C	1	1
SEE NOTE 11 LEAD FREE OPTION	B	1	1
	A	1	1

METRAL P/N	ROW	CONTACT CODE MOD. I	
		1	2
70238-X81	D	3	1
	C	3	1
SEE NOTE 11 LEAD FREE OPTION	B	3	1
	A	3	1

METRAL P/N	ROW	CONTACT CODE MOD. I	
		1	2
70238-X86	D	1	3
	C	3	3
SEE NOTE 11 LEAD FREE OPTION	B	3	3
	A	3	3

METRAL P/N	ROW	CONTACT CODE MOD. I	
		1	2
70238-X67	D	9	9
	C	9	9
SEE NOTE 11 LEAD FREE OPTION	B	7	9
	A	9	9

METRAL P/N	ROW	CONTACT CODE MOD. I	
		1	2
70238-X72	D	1	1
	C	-	-
SEE NOTE 11 LEAD FREE OPTION	B	-	-
	A	1	1

METRAL P/N	ROW	CONTACT CODE MOD. I	
		1	2
70238-X77	D	2	2
	C	3	3
SEE NOTE 11 LEAD FREE OPTION	B	2	2
	A	3	2

METRAL P/N	ROW	CONTACT CODE MOD. I	
		1	2
70238-X82	D	1	1
	C	1	1
SEE NOTE 11 LEAD FREE OPTION	B	3	3
	A	3	1

METRAL P/N	ROW	CONTACT CODE MOD. I	
		1	2
70238-X87	D	2	3
	C	2	3
SEE NOTE 11 LEAD FREE OPTION	B	2	1
	A	2	3

METRAL P/N	ROW	CONTACT CODE MOD. I	
		1	2
70238-X68	D	9	9
	C	9	7
SEE NOTE 11 LEAD FREE OPTION	B	7	7
	A	9	9

METRAL P/N	ROW	CONTACT CODE MOD. I	
		1	2
70238-X73	D	2	3
	C	2	3
SEE NOTE 11 LEAD FREE OPTION	B	2	1
	A	2	3

METRAL P/N	ROW	CONTACT CODE MOD. I	
		1	2
70238-X78	D	3	3
	C	3	3
SEE NOTE 11 LEAD FREE OPTION	B	3	3
	A	2	3

METRAL P/N	ROW	CONTACT CODE MOD. I	
		1	2
70238-X83	D	1	1
	C	1	1
SEE NOTE 11 LEAD FREE OPTION	B	3	2
	A	1	1

METRAL P/N	ROW	CONTACT CODE MOD. I	
		1	2
70238-X88	D	3	2
	C	3	2
SEE NOTE 11 LEAD FREE OPTION	B	2	3
	A	2	3

METRAL P/N	ROW	CONTACT CODE MOD. I	
		1	2
70238-X69	D	2	2
	C	2	2
SEE NOTE 11 LEAD FREE OPTION	B	1	1
	A	2	3

METRAL P/N	ROW	CONTACT CODE MOD. I	
		1	2
70238-X74	D	3	2
	C	3	2
SEE NOTE 11 LEAD FREE OPTION	B	2	3
	A	2	3

METRAL P/N	ROW	CONTACT CODE MOD. I	
		1	2
70238-X79	D	-	2
	C	-	2
SEE NOTE 11 LEAD FREE OPTION	B	-	2
	A	-	2

METRAL P/N	ROW	CONTACT CODE MOD. I	
		1	2
70238-X84	D	3	2
	C	3	2
SEE NOTE 11 LEAD FREE OPTION	B	3	2
	A	3	2

METRAL P/N	ROW	CONTACT CODE MOD. I	
		1	2
70238-X89	D	3	2
	C	3	2
SEE NOTE 11 LEAD FREE OPTION	B	1	3
	A	2	3

spec ref	*			dr	Terran Huang	2010/07/08	projection
tolerance std	TOLERANCES UNLESS OTHERWISE SPECIFIED			eng	Andy Lu	2011/12/20	mm
				chr	Tao Huang	2011/12/20	size A4 / scale 11:10
				appr	Pei-Ming Zheng	2011/12/20	ecn no ELX-DG-009045-1
surface 3.200	linear	0.X	±0.3				product family METRAL / rel level Released
		0.XX	±0.13				
		0.XXX	±.050				
ASME Y14.5	angular	0°	±2°				

FCI www.fci.com

title: METRAL POWER HEADER
1 MOD, 4 ROW PRESS-FIT

dwg no 70238 | rev AP

cat. no. - | Product - Customer Drw | sheet 5 of 6

Copyright FCI.

Pro/E File - REV C - 2009-06-09

METRAL P/N	ROW	CONTACT CODE MOD. I	
		1	2
70238-X90	D	2	3
	C	2	3
SEE NOTE 11 LEAD FREE OPTION	B	2	1
	A	2	3

METRAL P/N	ROW	CONTACT CODE MOD. I	
		1	2
70238-X95	D	1	-
	C	-	1
SEE NOTE 11 LEAD FREE OPTION	B	1	-
	A	-	1

METRAL P/N	ROW	CONTACT CODE MOD. I	
		1	2
70238-X91	D	1	1
	C	1	3
SEE NOTE 11 LEAD FREE OPTION	B	3	3
	A	1	1

METRAL P/N	ROW	CONTACT CODE MOD. I	
		1	2
70238-X96	D	3	3
	C	3	2
SEE NOTE 11 LEAD FREE OPTION	B	3	2
	A	3	3

METRAL P/N	ROW	CONTACT CODE MOD. I	
		1	2
70238-X92	D	-	1
	C	-	1
SEE NOTE 11 LEAD FREE OPTION	B	-	1
	A	-	1

METRAL P/N	ROW	CONTACT CODE MOD. I	
		1	2
70238-X97	D	3	1
	C	2	2
SEE NOTE 11 LEAD FREE OPTION	B	2	2
	A	2	2

METRAL P/N	ROW	CONTACT CODE MOD. I	
		1	2
70238-X93	D	1	2
	C	2	2
SEE NOTE 11 LEAD FREE OPTION	B	1	3
	A	1	3

METRAL P/N	ROW	CONTACT CODE MOD. I	
		1	2
70238-X98	D	3	2
	C	3	2
SEE NOTE 11 LEAD FREE OPTION	B	3	3
	A	3	3

AP

METRAL P/N	ROW	CONTACT CODE MOD. I	
		1	2
70238-X94	D	1	-
	C	1	-
SEE NOTE 11 LEAD FREE OPTION	B	3	-
	A	1	-

NOTES:

1. FOR DIM A AND B SEE SHEET 2 AND UP.
2. BODY MATERIAL: LIQUID CRYSTAL
   POLYMER 30 % GLASS.
   FLAME RETARDANT ACC. UL 94-V0.
3. PIN MATERIAL:
   PHOSPHOR BRONZE.
4. PLATING ON PRESS-FIT TAIL:
   70238 -XYY IS SnPb
   70238-XYYLF IS SN (LEAD FREE)
   PLATING ON CONTACT AREA CONFORMS TO PERFORMANCE LEVEL SHOWN IN TABLE.
5. PRODUCT MARKING:
   PART NUMBER DESIGNATION & BATCH I.D.
6. ALL PRODUCTS WITH PART NUMBERS SHOWN IN SUBSEQUENT TABLES WILL BE PACKAGED IN TUBES. IF TRAY PACKAGING IS REQUIRED, A SUFFIX "P" WILL BE ADDED TO THE END OF THE PART NUMBER. EXAMPLE: XXXXX-XXXP OR XXXXX-XXXPLF
7. PRODUCT SPECIFICATION GS-12-180
   APPLICATION SPECIFICATION BUS-20-073
8. AFTER INSERTION INTO CIRCUIT BOARD WITH QUALIFIED TOOL.
9. -A PLATING HAS Au FLASH IN PRESS FIT AREA (LEAD FREE).
10. THE PRODUCTS WHERE THE PART NUMBER ENDS IN LF MEET THE EUROPEAN UNION DIRECTIVES AND OTHER COUNTRY REGULATIONS AS DESCRIBED IN GS-22-008.
11. FOR LEAD FREE PART NUMBERS, ADD AN "LF" SUFFIX. FOR EXAMPLE: 70238-X01LF
12. ALL PRODUCTS WILL WITHSTAND EXPOSURE TO 260°C FOR 60 SECONDS IN A CONVECTION, INFRA-RED OR VAPOR PHASE REFLOW OVEN.

Copyright FCI.

spec ref	*	dr	Terran Huang	2010/07/08	projection	mm	size A4 / scale 1:1
tolerance std	TOLERANCES UNLESS OTHERWISE SPECIFIED	eng	Andy Lu	2011/12/20			ecn no ELX-DG-009045-1
		chr	Tao Huang	2011/12/20			
		appr	Pei-Ming Zheng	2011/12/20	product family	METRAL	rel level Released
surface 3.2	linear 0.X ±0.3 / 0.XX ±0.13 / 0.XXX ±.050	FCI	title	METRAL POWER HEADER 1 MOD, 4 ROW PRESS-FIT	dwg no	70238	rev AP
ASME Y14.5	angular 0° ±2°	www.fci.com	cat. no.	-	Product - Customer Drw		sheet 6 of 6

Pro/E File - REV C - 2009-06-09

Компания «ЭлектроПласт» предлагает заключение долгосрочных отношений при поставках импортных электронных компонентов на взаимовыгодных условиях!

Наши преимущества:

- Оперативные поставки широкого спектра электронных компонентов отечественного и импортного производства напрямую от производителей и с крупнейших мировых складов;
- Поставка более 17-ти миллионов наименований электронных компонентов;
- Поставка сложных, дефицитных, либо снятых с производства позиций;
- Оперативные сроки поставки под заказ (от 5 рабочих дней);
- Экспресс доставка в любую точку России;
- Техническая поддержка проекта, помощь в подборе аналогов, поставка прототипов;
- Система менеджмента качества сертифицирована по Международному стандарту ISO 9001;
- Лицензия ФСБ на осуществление работ с использованием сведений, составляющих государственную тайну;
- Поставка специализированных компонентов (Xilinx, Altera, Analog Devices, Intersil, Interpoint, Microsemi, Aeroflex, Peregrine, Syfer, Eurofarad, Texas Instrument, Miteq, Cobham, E2V, MA-COM, Hittite, Mini-Circuits,General Dynamics и др.);

Помимо этого, одним из направлений компании «ЭлектроПласт» является направление «Источники питания». Мы предлагаем Вам помощь Конструкторского отдела:

- Подбор оптимального решения, техническое обоснование при выборе компонента;
- Подбор аналогов;
- Консультации по применению компонента;
- Поставка образцов и прототипов;
- Техническая поддержка проекта;
- Защита от снятия компонента с производства.



Как с нами связаться

Телефон: 8 (812) 309 58 32 (многоканальный)
Факс: 8 (812) 320-02-42
Электронная почта: org@eplast1.ru
Адрес: 198099, г. Санкт-Петербург, ул. Калинина, дом 2, корпус 4, литера А.