



## Soft-start Function Starts Motors Smoothly and Economically

- The soft-start function allows a smooth startup of motors by holding down the starting current, and functions like an inverter.
- Harmonized protection with thermal overload relays complying with IEC 947-4-1 (Class 10A/10); can be used like a standard contactor.
- Comply with UL, CSA, IEC, and JEM requirements.
- Mount with screws or to DIN tracks.
- Compact monoblock construction (W: 80 × H: 100 × D: 100 mm) with a heat sink.
- Snubber circuit and varistor are built-in.
- Operation indicator.



 Refer to *Safety Precautions for All Solid State Relays*.

## Model Number Structure

### Model Number Legend

**G3J-**□□□□□□  
1 2 3 4 5 6 7

#### 1. Basic Model Name

G3J: Solid State Contactor

#### 2. Load Power Supply

Blank: AC output

#### 3. Functions

S: Soft-start function

#### 4. Rated Load Power Supply Voltage

2: 200 VAC

4: 400 VAC

#### 5. Rated Load Current

11: 11.1 A (200-V models)

05: 4.8 A (200-V models), 5.5 A (400-V models)

03: 2.4 A (400-V) models

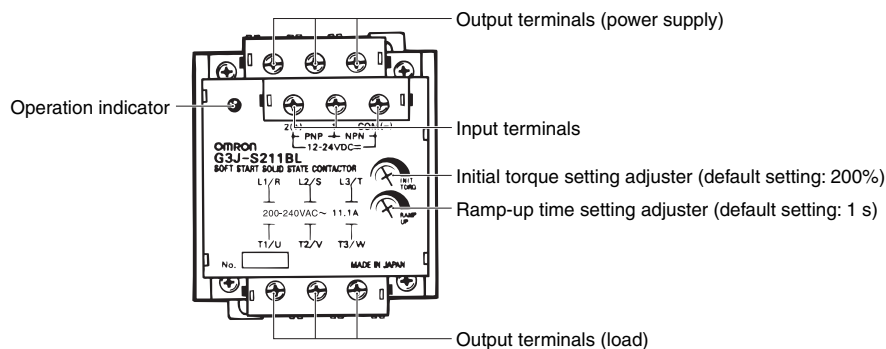
#### 6. Terminal Type

B: Screw terminals

#### 7. Zero Cross Function

L: Not equipped with zero cross function

## Appearance



## Ordering Information

### List of Models

Number of elements	Insulation method	Rated supply voltage	Input method	Applicable motor		Model
3	Phototriac	12 to 24 VDC	No-voltage input (open and short-circuit input)	2.2 kW (5.5 A)	380 to 400 VAC	G3J-S405BL
				0.75 kW (2.4 A)		G3J-S403BL
				2.2 kW (11.1 A)	200 to 220 VAC	G3J-S211BL
				0.75 kW (4.8 A)		G3J-S205BL

**Note:** When ordering, specify the rated supply voltage.

### Accessories (Order Separately)

#### Mounting Bracket

Model
R99-14 FOR G3J (See note.)

**Note:** Use this Bracket when mounting Thermal Relay to a G3J-series SSR.

## Specifications

### Ratings (at an Ambient Temperature of 25°C)

#### Power Supply

Rated supply voltage	12 to 24 VDC
Operating voltage range	10.2 to 26.4 VDC
Current consumption	100 mA max. (at 12 to 24 VDC)

#### Operation Circuit

Input current	10 mA max. (at 12 to 24 VDC)
Input method No-voltage input (short-circuiting and opening inputs) (See note.)	Short-circuiting or opening terminals 1 and COM or 2 (+) and 1 SSR input turned ON: A maximum residual voltage of 2 V between short-circuited terminals SSR input turned OFF: A maximum leakage current of 0.15 mA Relay input: For minute signals

**Note:** Refer to *Safety Precautions for the G3J-T, G3J-S, and G3J*.

#### Main Circuit

Item		G3J-S405BL	G3J-S403BL	G3J-S211BL	G3J-S205BL
Rated load voltage		200 to 400 VAC (50/60 Hz)		200 to 240 VAC (50/60 Hz)	
Load voltage range		180 to 440 VAC (50/60 Hz)		180 to 264 VAC (50/60 Hz)	
Rated carry current		5.5 A (Ta = 40°C)	2.4 A (Ta = 40°C)	11.1 A (Ta = 40°C)	4.8 A (Ta = 40°C)
Min. load current		0.5 A			
Peak-value current resistivity		220 A, 60 Hz, 1 cycle	96 A, 60 Hz, 1 cycle	350 A, 60 Hz, 1 cycle	150 A, 60 Hz, 1 cycle
Overload resistance		Refer to <i>Information Common to the G3J, G3J-T, and G3J-S</i> .			
Closed current (effective value)	AC3	55 A	24 A	111 A	48 A
	AC4	66 A	28.8 A	133.2 A	57.6 A
Breaking current (effective value)	AC3	44 A	19.2 A	88.8 A	38.4 A
	AC4	55 A	24 A	111 A	48 A
Applicable load	3-phase inductive motor (AC3 AC4 AC53-a)	380 to 400 VAC, 2.2 kW, 5.5 A	380 to 400 VAC, 0.75 kW, 2.4 A	200 to 220 VAC, 2.2 kW, 11.1 A	200 to 220 VAC, 0.75 kW, 4.8 A
	Resistive load (AC1) (See note.)	200 to 400 VAC, 5.5 A	200 to 400 VAC, 2.4 A	200 to 240 VAC, 11.1 A	200 to 240 VAC, 4.8 A

**Note:** No single-phase load can be connected.

## ■ Characteristics

Item	G3J-S405BL	G3J-S403BL	G3J-S211BL	G3J-S205BL
<b>Ramp-up time</b>	Set within a range from 1 to 25 s.			
<b>Reset time</b>	5/6 cycles of load power supply + 1 ms max.			
<b>Starting torque</b>	Set within a range from 200% to 450% I <sub>n</sub> .			
<b>Output ON-voltage drop</b>	1.8 V <sub>RMS</sub> max.		1.6 V <sub>RMS</sub> max.	
<b>Leakage current</b>	20 mA max. (at 400 VAC)		10 mA max. (at 200 VAC)	
<b>Insulation resistance</b>	100 MΩ min. (at 500 VDC)			
<b>Dielectric strength</b>	2,500 VAC, 50/60 Hz for 1 min			
<b>Vibration resistance</b>	Destruction: 10 to 55 to 10 Hz, 0.75–mm single amplitude			
<b>Shock resistance</b>	Destruction: 294 m/s <sup>2</sup>			
<b>Ambient temperature</b>	Operating: –20°C to 60°C (with no icing or condensation) Storage: –30°C to 70°C (with no icing or condensation)			
<b>Ambient humidity</b>	Operating: 45% to 85%			
<b>Weight</b>	730 g max.			
<b>Certified standards</b>	UL508 File No. E64562 CSA 22.2 No. 14 File No. LR35535 IEC947-4-1 File No. 96.2597.02			
<b>EMC</b>	Emission	AC mains	IEC947-4-2, CISPR 11 Class A	
	Emission	Electromagnetic	IEC947-4-2, CISPR 11 Class A	
	Immunity	ESD	IEC947-4-2, IEC801-2: 4 kV contact discharge 8 kV air discharge	
	Immunity	Electromagnetic	IEC947-4-2, IEC1000-4-3 10 V/m (80 MHz to 1 GHz)	
	Immunity	EFT	IEC947-4-2, IEC801-4: 2 kV AC power-signal line	
	Immunity	Surge transient	IEC947-4-2, IEC1000-4-5 1 kV differential mode 2 kV common mode	
	Immunity	RF disturbance	IEC947-4-2, IEC/DIS1000-4-6 10 V (0.15 to 80 MHz)	

ALL DIMENSIONS SHOWN ARE IN MILLIMETERS.

To convert millimeters into inches, multiply by 0.03937. To convert grams into ounces, multiply by 0.03527.

In the interest of product improvement, specifications are subject to change without notice.

## Read and Understand This Catalog

Please read and understand this catalog before purchasing the products. Please consult your OMRON representative if you have any questions or comments.

## Warranty and Limitations of Liability

### WARRANTY

OMRON's exclusive warranty is that the products are free from defects in materials and workmanship for a period of one year (or other period if specified) from date of sale by OMRON.

OMRON MAKES NO WARRANTY OR REPRESENTATION, EXPRESS OR IMPLIED, REGARDING NON-INFRINGEMENT, MERCHANTABILITY, OR FITNESS FOR PARTICULAR PURPOSE OF THE PRODUCTS. ANY BUYER OR USER ACKNOWLEDGES THAT THE BUYER OR USER ALONE HAS DETERMINED THAT THE PRODUCTS WILL SUITABLY MEET THE REQUIREMENTS OF THEIR INTENDED USE. OMRON DISCLAIMS ALL OTHER WARRANTIES, EXPRESS OR IMPLIED.

### LIMITATIONS OF LIABILITY

OMRON SHALL NOT BE RESPONSIBLE FOR SPECIAL, INDIRECT, OR CONSEQUENTIAL DAMAGES, LOSS OF PROFITS OR COMMERCIAL LOSS IN ANY WAY CONNECTED WITH THE PRODUCTS, WHETHER SUCH CLAIM IS BASED ON CONTRACT, WARRANTY, NEGLIGENCE, OR STRICT LIABILITY.

In no event shall the responsibility of OMRON for any act exceed the individual price of the product on which liability is asserted.

IN NO EVENT SHALL OMRON BE RESPONSIBLE FOR WARRANTY, REPAIR, OR OTHER CLAIMS REGARDING THE PRODUCTS UNLESS OMRON'S ANALYSIS CONFIRMS THAT THE PRODUCTS WERE PROPERLY HANDLED, STORED, INSTALLED, AND MAINTAINED AND NOT SUBJECT TO CONTAMINATION, ABUSE, MISUSE, OR INAPPROPRIATE MODIFICATION OR REPAIR.

## Application Considerations

### SUITABILITY FOR USE

OMRON shall not be responsible for conformity with any standards, codes, or regulations that apply to the combination of products in the customer's application or use of the products.

At the customer's request, OMRON will provide applicable third party certification documents identifying ratings and limitations of use that apply to the products. This information by itself is not sufficient for a complete determination of the suitability of the products in combination with the end product, machine, system, or other application or use.

The following are some examples of applications for which particular attention must be given. This is not intended to be an exhaustive list of all possible uses of the products, nor is it intended to imply that the uses listed may be suitable for the products:

- Outdoor use, uses involving potential chemical contamination or electrical interference, or conditions or uses not described in this catalog.
- Nuclear energy control systems, combustion systems, railroad systems, aviation systems, medical equipment, amusement machines, vehicles, safety equipment, and installations subject to separate industry or government regulations.
- Systems, machines, and equipment that could present a risk to life or property.

Please know and observe all prohibitions of use applicable to the products.

NEVER USE THE PRODUCTS FOR AN APPLICATION INVOLVING SERIOUS RISK TO LIFE OR PROPERTY WITHOUT ENSURING THAT THE SYSTEM AS A WHOLE HAS BEEN DESIGNED TO ADDRESS THE RISKS, AND THAT THE OMRON PRODUCTS ARE PROPERLY RATED AND INSTALLED FOR THE INTENDED USE WITHIN THE OVERALL EQUIPMENT OR SYSTEM.

### PROGRAMMABLE PRODUCTS

OMRON shall not be responsible for the user's programming of a programmable product, or any consequence thereof.

## Disclaimers

### CHANGE IN SPECIFICATIONS

Product specifications and accessories may be changed at any time based on improvements and other reasons.

It is our practice to change model numbers when published ratings or features are changed, or when significant construction changes are made. However, some specifications of the products may be changed without any notice. When in doubt, special model numbers may be assigned to fix or establish key specifications for your application on your request. Please consult with your OMRON representative at any time to confirm actual specifications of purchased products.

### DIMENSIONS AND WEIGHTS

Dimensions and weights are nominal and are not to be used for manufacturing purposes, even when tolerances are shown.

### PERFORMANCE DATA

Performance data given in this catalog is provided as a guide for the user in determining suitability and does not constitute a warranty. It may represent the result of OMRON's test conditions, and the users must correlate it to actual application requirements. Actual performance is subject to the OMRON Warranty and Limitations of Liability.

### ERRORS AND OMISSIONS

The information in this document has been carefully checked and is believed to be accurate; however, no responsibility is assumed for clerical, typographical, or proofreading errors, or omissions.

2008.11

In the interest of product improvement, specifications are subject to change without notice.

**OMRON Corporation**  
Industrial Automation Company

<http://www.ia.omron.com/>

(c)Copyright OMRON Corporation 2008 All Right Reserved.

# Mouser Electronics

Authorized Distributor

Click to View Pricing, Inventory, Delivery & Lifecycle Information:

Omron:

[G3J-211BL AC100-240](#) [G3J-211BL DC12-24](#) [G3J-211BL-2 AC100-240](#) [G3J-S205BL DC12-24](#) [G3J-S211BL DC12-24](#) [G3J-S403BL DC12-24](#) [G3J-S405BL DC12-24](#) [G3J-205BL AC100-240](#) [G3J-205BL DC12-24](#)



Компания «ЭлектроПласт» предлагает заключение долгосрочных отношений при поставках импортных электронных компонентов на взаимовыгодных условиях!

Наши преимущества:

- Оперативные поставки широкого спектра электронных компонентов отечественного и импортного производства напрямую от производителей и с крупнейших мировых складов;
- Поставка более 17-ти миллионов наименований электронных компонентов;
- Поставка сложных, дефицитных, либо снятых с производства позиций;
- Оперативные сроки поставки под заказ (от 5 рабочих дней);
- Экспресс доставка в любую точку России;
- Техническая поддержка проекта, помощь в подборе аналогов, поставка прототипов;
- Система менеджмента качества сертифицирована по Международному стандарту ISO 9001;
- Лицензия ФСБ на осуществление работ с использованием сведений, составляющих государственную тайну;
- Поставка специализированных компонентов (Xilinx, Altera, Analog Devices, Intersil, Interpoint, Microsemi, Aeroflex, Peregrine, Syfer, Eurofarad, Texas Instrument, Miteq, Cobham, E2V, MA-COM, Hittite, Mini-Circuits, General Dynamics и др.);

Помимо этого, одним из направлений компании «ЭлектроПласт» является направление «Источники питания». Мы предлагаем Вам помощь Конструкторского отдела:

- Подбор оптимального решения, техническое обоснование при выборе компонента;
- Подбор аналогов;
- Консультации по применению компонента;
- Поставка образцов и прототипов;
- Техническая поддержка проекта;
- Защита от снятия компонента с производства.



#### Как с нами связаться

**Телефон:** 8 (812) 309 58 32 (многоканальный)

**Факс:** 8 (812) 320-02-42

**Электронная почта:** [org@eplast1.ru](mailto:org@eplast1.ru)

**Адрес:** 198099, г. Санкт-Петербург, ул. Калинина, дом 2, корпус 4, литера А.