







312/318 Series Lead-Free 3AG, Fast-Acting Fuse



Agency Approvals

| Agency | Agency File Number | Ampere Range |
|---|--|---|
|  | E10480 | 312 Series: 0.062A - 30A 318 Series: 0.062A - 10A |
|  | 29862 | 312 Series: 0.062A - 30A 318 Series: 0.062A - 10A |
|  | NBK040205-E10480B/F NBK040205-E10480D/H | 312/318 Series 1A-5A 312/318 Series 6A-10A |
|  | E10480 | 318 Series: 12A - 30A |
|  | SU05001-6008 SU05001-5005 SU05001-5006 | 312/318 Series: 1-2A 312/318 Series: 3-6A 312/318 Series: 7-10A |
|  | N/A | 312 Series: 0.062A - 10A 318 Series: 0.062A - 10A |

Description

The 3AG Fast-Acting Fuse solves a broad range of application requirements while offering reliable performance and cost-effective circuit protection.

Features

- In accordance with UL Standard 248-14
- Available in cartridge and axial lead format and with various forming dimensions
- RoHS compliant and Lead-free

Applications

Used as supplementary protection in appliance or utilization equipment to provide individual protection for components or internal circuits.

Electrical Characteristics for Series

| % of Ampere Rating | Ampere Rating | Opening Time |
|--------------------|---------------|------------------|
| 100% | 0.062A – 35A | 4 hours, Minimum |
| 135% | 0.062A – 35A | 1 hour, Maximum |
| 200% | 0.062A – 10A | 5 sec., Maximum |
| | 12A – 30A | 10 sec., Maximum |
| | 35A | 20 sec., Maximum |

Additional Information



Datasheet
312 Series



Resources
312 Series



Samples
312 Series



Datasheet
318 Series



Resources
318 Series



Samples
318 Series

Electrical Characteristic Specifications by Item

| Amp Code | Ampere Rating (A) | Voltage Rating (V) | Interrupting Rating | Nominal Cold Resistance (Ohms) | Nominal Melting I ² t (A ² sec) | Agency Approvals | | | | | |
|----------|-------------------|--------------------|----------------------------|--------------------------------|---|------------------|-------------------|---|------|----|----|
| | | | | | | UL | cRU _{US} | K | PS E | SF | CE |
| .062 | 0.062 | 250 | 35A@250Vac 10KA@125Vac | 24.7000 | 0.000249 | x | | | | x | x |
| .100 | 0.1 | 250 | | 11.2800 | 0.00171 | x | | | | x | x |
| .125 | 0.125 | 250 | | 7.1450 | 0.00289 | x | | | | x | x |
| .150 | 0.15 | 250 | | 5.1300 | 0.00550 | x | | | | x | x |
| .175 | 0.175 | 250 | | 3.8750 | 0.00960 | x | | | | x | x |
| .187 | 0.187 | 250 | | 3.4200 | 0.0128 | x | | | | x | x |
| .200 | 0.2 | 250 | | 3.0200 | 0.0165 | x | | | | x | x |
| .250 | 0.25 | 250 | | 2.0100 | 0.0355 | x | | | | x | x |
| .300 | 0.3 | 250 | | 1.4050 | 0.0689 | x | | | | x | x |
| .375 | 0.375 | 250 | | 0.8250 | 0.185 | x | | | | x | x |
| .500 | 0.5 | 250 | | 0.4980 | 0.483 | x | | | | x | x |
| .600 | .6 | 250 | | 0.3620 | 0.880 | x | | | | x | x |
| .750 | 0.75 | 250 | | 0.2445 | 1.84 | x | | | | x | x |
| 001. | 1 | 250 | | 0.1900 | 0.760 | x | | x | x | x | x |
| 1.25 | 1.25 | 250 | 100A@250Vac 10KA@125Vac | 0.1385 | 1.45 | x | | x | x | x | x |
| 01.5 | 1.5 | 250 | | 0.1036 | 2.35 | x | | | x | x | x |
| 01.6 | 1.6 | 250 | | 0.0934 | 2.80 | x | | x | x | x | x |
| 1.75 | 1.75 | 250 | | 0.0856 | 3.60 | x | | | x | x | x |
| 01.8 | 1.8 | 250 | | 0.0825 | 3.85 | x | | | x | x | x |
| 002. | 2 | 250 | | 0.0704 | 5.20 | x | | x | x | x | x |
| 2.25 | 2.25 | 250 | | 0.0594 | 7.20 | x | | x | x | x | x |
| 02.5 | 2.5 | 250 | | 0.0513 | 9.54 | x | | x | x | x | x |
| 003. | 3 | 250 | | 0.0427 | 14.0 | x | | x | x | x | x |
| 004. | 4 | 250 | | 200A@250Vac 10KA@125Vac | 0.0293 | 28.5 | x | | x | x | x |
| 005. | 5 | 250 | 0.0224 | | 50.0 | x | | x | x | x | x |
| 006. | 6 | 250 | 0.0178 | | 118.0 | x | | x | x | x | x |
| 007. | 7 | 250 | 0.0146 | | 81.0 | x | | x | x | x | x |
| 008. | 8 | 250 | 0.0122 | | 166.0 | x | | x | x | x | x |
| 010. | 10 | 250 | 0.0093 | | 298.0 | x | | x | x | x | x |
| 012.* | 12 | 32 | 300A@32 Vac | 0.0072 | 234.6 | x | x** | | | x | |
| 015.* | 15 | 32 | | 0.0052 | 490.5 | x | x** | | | x | |
| 020.* | 20 | 32 | | 0.0035 | 1414 | x | x** | | | x | |
| 025.* | 25 | 32 | | 0.0024 | 2041 | x | x** | | | x | |
| 030.* | 30 | 32 | | 0.0019 | 3717 | x | x** | | | x | |
| 035. | 35 | 32 | | 0.0013 | 7531 | | | | | | |

NOTES:

** For 318 Series 12A to 30A, the agency approval is only cURus.

Temperature Re-rating Curve



Note:
 Rerating depicted in this curve is in addition to the standard derating of 25% for continuous operation.

Average Time Current Curves



Please contact Littelfuse for more details on those T-C Curves of other ampere ratings which are not published.

Soldering Parameters - Wave Soldering



Recommended Process Parameters:

| Wave Parameter | Lead-Free Recommendation |
|---|--------------------------|
| Preheat: (Depends on Flux Activation Temperature) (Typical Industry Recommendation) | |
| Temperature Minimum: | 100°C |
| Temperature Maximum: | 150°C |
| Preheat Time: | 60-180 seconds |
| Solder Pot Temperature: | 260°C Maximum |
| Solder Dwell Time: | 2-5 seconds |

Recommended Hand-Solder Parameters:

Solder Iron Temperature: 350°C +/- 5°C
 Heating Time: 5 seconds max.

Note: These devices are not recommended for IR or Convection Reflow process.

Product Characteristics

| | |
|--------------------------|---|
| Materials | Body: Glass Cap: Nickel-plated brass Leads: Tin-plated Copper |
| Terminal Strength | MIL-STD-202, Method 211, Test Condition A |
| Solderability | MIL-STD-202 method 208 |
| Product Marking | Cap1: Brand logo, current and voltage ratings Cap2: Series and agency approval marks |

| | |
|------------------------------|---|
| Operating Temperature | -55°C to +125°C |
| Thermal Shock | MIL-STD-202, Method 107, Test Condition B: (5 cycles -65°C to +125°C) |
| Vibration | MIL-STD-202, Method 201 |
| Humidity | MIL-STD-202, Method 103, Test Condition A: High RH (95%), and Elevated temperature (40°C) for 240 hours |
| Salt Spray | MIL-STD-202, Method 101, Test Condition B |

Dimensions

Measurements displayed in millimeters (inches)



Part Numbering System



Packaging

| Packaging Option | Packaging Specification | Quantity | Quantity & Packaging Code | Taping Width |
|-------------------|-------------------------|----------|---------------------------|--------------|
| 312 Series | | | | |
| Bulk | N/A | 1000 | MX | N/A |
| Bulk | N/A | 100 | HX | N/A |
| 318 Series | | | | |
| Bulk | N/A | 1000 | MX | N/A |
| Bulk | N/A | 100 | HX | N/A |
| Bulk | N/A | 1000 | MXB | N/A |



Компания «ЭлектроПласт» предлагает заключение долгосрочных отношений при поставках импортных электронных компонентов на взаимовыгодных условиях!

Наши преимущества:

- Оперативные поставки широкого спектра электронных компонентов отечественного и импортного производства напрямую от производителей и с крупнейших мировых складов;
- Поставка более 17-ти миллионов наименований электронных компонентов;
- Поставка сложных, дефицитных, либо снятых с производства позиций;
- Оперативные сроки поставки под заказ (от 5 рабочих дней);
- Экспресс доставка в любую точку России;
- Техническая поддержка проекта, помощь в подборе аналогов, поставка прототипов;
- Система менеджмента качества сертифицирована по Международному стандарту ISO 9001;
- Лицензия ФСБ на осуществление работ с использованием сведений, составляющих государственную тайну;
- Поставка специализированных компонентов (Xilinx, Altera, Analog Devices, Intersil, Interpoint, Microsemi, Aeroflex, Peregrine, Syfer, Eurofarad, Texas Instrument, Miteq, Cobham, E2V, MA-COM, Hittite, Mini-Circuits, General Dynamics и др.);

Помимо этого, одним из направлений компании «ЭлектроПласт» является направление «Источники питания». Мы предлагаем Вам помощь Конструкторского отдела:

- Подбор оптимального решения, техническое обоснование при выборе компонента;
- Подбор аналогов;
- Консультации по применению компонента;
- Поставка образцов и прототипов;
- Техническая поддержка проекта;
- Защита от снятия компонента с производства.



Как с нами связаться

Телефон: 8 (812) 309 58 32 (многоканальный)

Факс: 8 (812) 320-02-42

Электронная почта: org@eplast1.ru

Адрес: 198099, г. Санкт-Петербург, ул. Калинина, дом 2, корпус 4, литера А.