



Main

Range of product	OsiSense ATEX D
Pressure sensor type	Electromechanical pressure sensor
Product specific application	ATEX D
Pressure sensor name	XMLB
Electrical circuit type	Control circuit
Pressure switch type of operation	Regulation between 2 thresholds
Scale type	Adjustable differential
Pressure sensor size	290.08 psi (20 bar)
Local display	With
Fluid connection type	G 1/4 (female) conforming to ISO 228
Adjustable range of switching point on falling pressure	4.35...266.87 psi (0.3...18.4 bar)
Adjustable range of switching point on rising pressure	18.85...290.08 psi (1.3...20 bar)
Possible differential maximum at high setting	159.54 psi (11 bar)
Maximum permissible accidental pressure	652.67 psi (45 bar)
Destruction pressure	1305.34 psi (90 bar)
Pressure actuator	Diaphragm
Controlled fluid	Air 0...70 °C Hydraulic oil 0...70 °C Water 0...70 °C
Materials in contact with fluid	Nitrile Zinc alloy
Enclosure material	Zinc alloy

Complementary

Maximum permissible pressure - per cycle	362.59 psi (25 bar)
Cable entry number	1 tapped entry M20 x 1.5 cable gland (included)
Terminal block type	4 terminals
Repeat accuracy	2 %
Auxiliary contacts operation	Snap action
Contacts material	Silver contacts
Mechanical durability	5000000 cycles
Setting	External
Terminals description ISO n°1	(13-14-11-12)OF
Height	4.45 in (113 mm)
Depth	2.95 in (75 mm)
Width	1.38 in (35 mm)

Environment

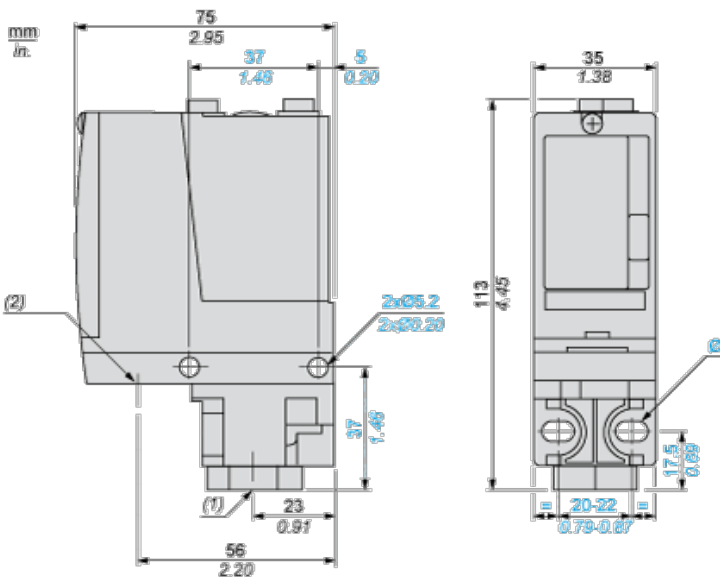
standards	EN/IEC 60079-0 EN/IEC 60079-31
directives	2014/34/EU - ATEX directive
product certifications	INERIS 04ATEX0058 IEC-Ex INE 17.0019
marking	II2 D-Ex tb IIIC T85°C Db IP66
protective treatment	TC
ambient air temperature for operation	-4...140 °F (-20...60 °C)

The information provided in this documentation contains general descriptions and/or technical characteristics of the products contained herein. This documentation is not intended as a substitute for and is not to be used for determining suitability or reliability of these products for specific user applications. It is the duty of any such user or integrator to perform the appropriate and complete risk analysis, evaluation and testing of the products with respect to the relevant specific application or use thereof. Neither Schneider Electric Industries SAS nor any of its affiliates or subsidiaries shall be responsible or liable for misuse of the information contained herein.

Offer Sustainability

Not Green Premium product	Not Green Premium product
Compliant - since 0945 - Schneider Electric declaration of conformity	Compliant - since 0945 - Schneider Electric declaration of conformity
Reference not containing SVHC above the threshold	Reference not containing SVHC above the threshold
Need no specific recycling operations	Need no specific recycling operations
WARNING: This product can expose you to chemicals including:	WARNING: This product can expose you to chemicals including:
Diisononyl phthalate (DINP), which is known to the State of California to cause cancer, and	Diisononyl phthalate (DINP), which is known to the State of California to cause cancer, and
Di-isodecyl phthalate (DIDP), which is known to the State of California to cause birth defects or other reproductive harm.	Di-isodecyl phthalate (DIDP), which is known to the State of California to cause birth defects or other reproductive harm.
For more information go to www.p65warnings.ca.gov	For more information go to www.p65warnings.ca.gov

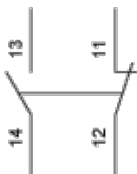
Dimensions



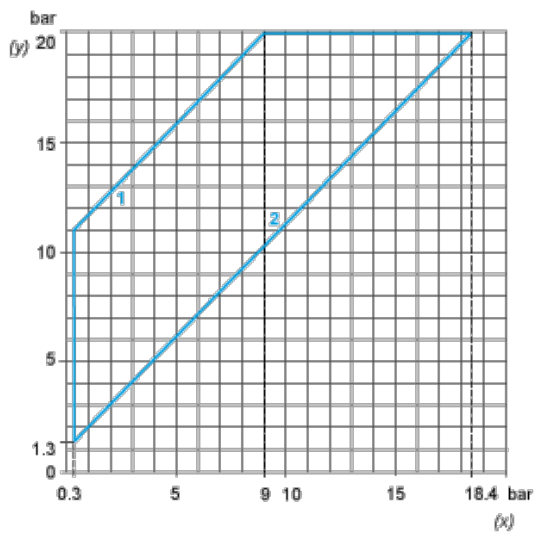
- (1) 1 fluid entry, tapped G1/4 (BSP female)
- (2) 1 electrical connections entry, tapped M20 x 1.5
- Ø : 2 elongated holes Ø 5.2 x 6.7

Wiring Diagram

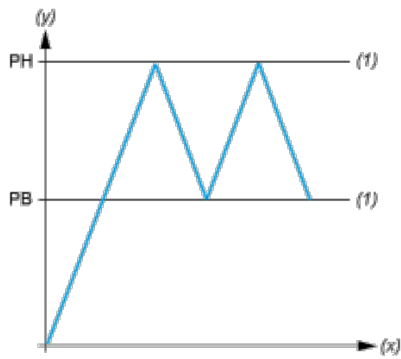
Terminal Model



Operating Curves



- (y) Rising pressure
- (x) Falling pressure
- 1 : Maximum differential
- 2 : Minimum differential



- (y) Pressure
- (x) Time
- (1) Adjustable value
- PH : High point
- PB : Below point



Компания «ЭлектроПласт» предлагает заключение долгосрочных отношений при поставках импортных электронных компонентов на взаимовыгодных условиях!

Наши преимущества:

- Оперативные поставки широкого спектра электронных компонентов отечественного и импортного производства напрямую от производителей и с крупнейших мировых складов;
- Поставка более 17-ти миллионов наименований электронных компонентов;
- Поставка сложных, дефицитных, либо снятых с производства позиций;
- Оперативные сроки поставки под заказ (от 5 рабочих дней);
- Экспресс доставка в любую точку России;
- Техническая поддержка проекта, помощь в подборе аналогов, поставка прототипов;
- Система менеджмента качества сертифицирована по Международному стандарту ISO 9001;
- Лицензия ФСБ на осуществление работ с использованием сведений, составляющих государственную тайну;
- Поставка специализированных компонентов (Xilinx, Altera, Analog Devices, Intersil, Interpoint, Microsemi, Aeroflex, Peregrine, Syfer, Eurofarad, Texas Instrument, Miteq, Cobham, E2V, MA-COM, Hittite, Mini-Circuits, General Dynamics и др.);

Помимо этого, одним из направлений компании «ЭлектроПласт» является направление «Источники питания». Мы предлагаем Вам помощь Конструкторского отдела:

- Подбор оптимального решения, техническое обоснование при выборе компонента;
- Подбор аналогов;
- Консультации по применению компонента;
- Поставка образцов и прототипов;
- Техническая поддержка проекта;
- Защита от снятия компонента с производства.



Как с нами связаться

Телефон: 8 (812) 309 58 32 (многоканальный)

Факс: 8 (812) 320-02-42

Электронная почта: org@eplast1.ru

Адрес: 198099, г. Санкт-Петербург, ул. Калинина, дом 2, корпус 4, литера А.