



**Inolux 5mm Full-Color Through Hole Lamp
HV-5RGBXX Series**

Official Product	HV-5RGBXX series	Customer Part No.	Data Sheet No.
	*****	*****	HV-5RGBXX series
Specifications are subject to change without notice. Data and drawings herein are copyrighted.	May 14, 2019	Version of 1.2	Page 1/11

DISCLAIMER

INOLUX reserves the right to make changes without further notice to any products herein to improve reliability, function or design. INOLUX does not assume any liability arising out of the application or use of any product or circuit described herein; neither does it convey any license under its patent rights, nor the rights of others.

LIFE SUPPORT POLICY

INOLUX's products are not authorized for use as critical components in life support devices or systems without the express written approval of the President of INOLUX or INOLUX INTERNATIONAL. As used herein:

1. Life support devices or systems are devices or systems which, (a) are intended for surgical implant into the body, or (b) support or sustain life, and (c) whose failure to perform when properly used in accordance with instructions for use provided in the labeling, can be reasonably expected to result in a significant injury of the user.

2. A critical component in any component of a life support device or system whose failure to perform can be reasonably expected to cause the failure of the life support device or system, or to affect its safety or effectiveness.

Official Product	HV-5RGBXX series	Customer Part No.		Data Sheet No.
	*****	*****		HV-5RGBXX series
Specifications are subject to change without notice. Data and drawings herein are copyrighted.		May 14, 2019	Version of 1.2	Page 2/11

Orderable Information

H V - 5 R G B X X - Y Y Y Y



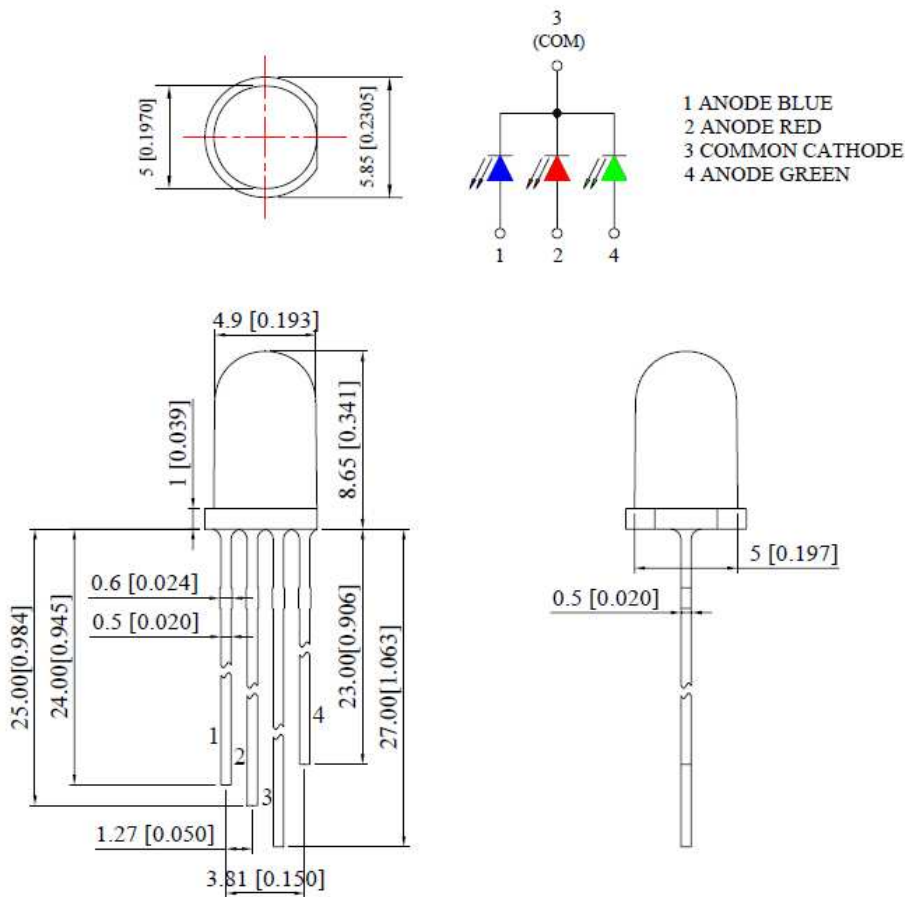
Series Name	Color Code	Viewing Angle	Customer Code
HV= Inolux Through Hole Lamp	RGB= 632nm AllnGaP Red 520nm InGaN Green 470nm InGaN Blue	25= 25° 60= 60°	YYYY = Customer code

Official Product	HV-5RGBXX series	Customer Part No.		Data Sheet No.
	*****	*****		HV-5RGBXX series
Specifications are subject to change without notice. Data and drawings herein are copyrighted.		May 14, 2019	Version of 1.2	Page 3/11

Features:

- Full-Color
- Popular 5mm through hole package
- White Clear Lens
- AllnGaP/InGaN technology
- Solid state reliability
- Special packaging available upon request

Dimensions for HV-5RGB25

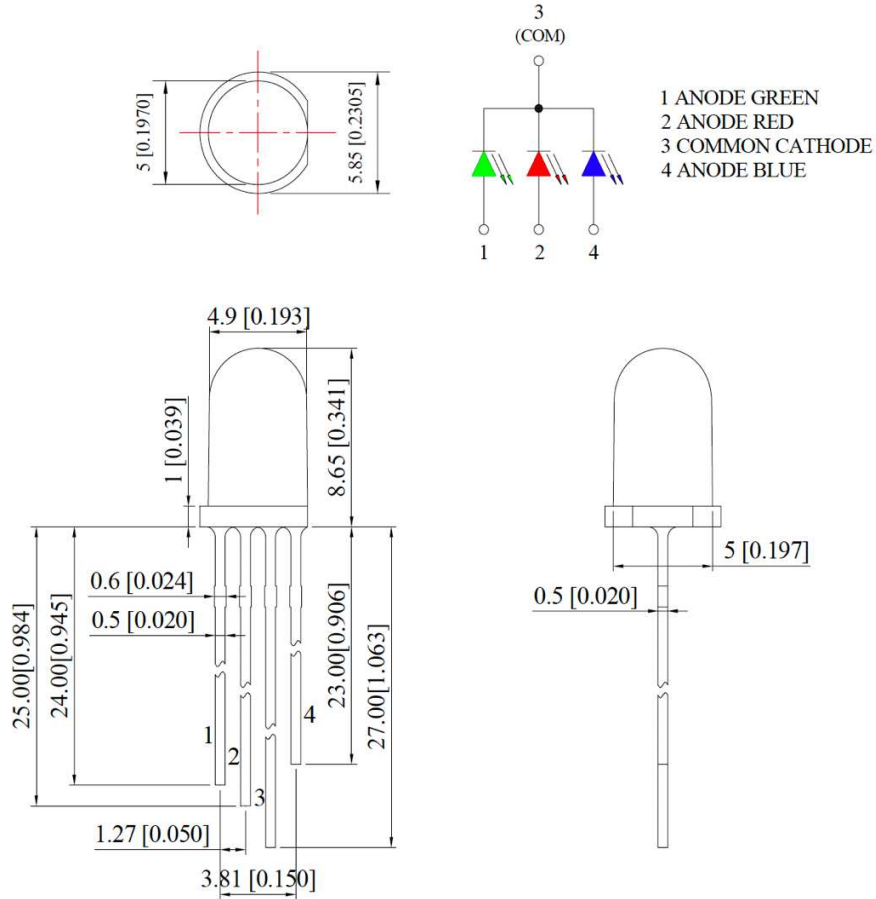


-All Dimensions are in millimeters

-Tolerance = +/- 0.25mm

Official Product	HV-5RGBXX series	Customer Part No.	Data Sheet No.
	*****	*****	HV-5RGBXX series
Specifications are subject to change without notice. Data and drawings herein are copyrighted.	May 14, 2019	Version of 1.2	Page 4/11

Dimensions for HV-5RGB60



-All Dimensions are in millimeters

-Tolerance = +/- 0.25mm

Official Product	HV-5RGBXX series	Customer Part No.	Data Sheet No.
	*****	*****	HV-5RGBXX series
Specifications are subject to change without notice. Data and drawings herein are copyrighted.	May 14, 2019	Version of 1.2	Page 5/11

Absolute Maximum Ratings at Ta=25C

Parameter	Symbol	AllnGaP	InGaN	Unit
Power Dissipation	P_d	65	95	mW
Reverse Voltage	V_r	5		V
Forward Current	I_F	25		mA
Reverse Current	I_r	10		μ A
Peak Current (1/10 Duty Cycle, 0.1ms pulse width)	I_F (Peak)	100		mA
Operating Temperature Range	T_{opr}	-40 to +80		$^{\circ}$ C
Storage Temperature Range	T_{stg}	-40 to +100		$^{\circ}$ C
Lead Soldering Temp	T_{sol}	260		$^{\circ}$ C

Official Product	HV-5RGBXX series	Customer Part No.		Data Sheet No.
	*****	*****		HV-5RGBXX series
Specifications are subject to change without notice. Data and drawings herein are copyrighted.		May 14, 2019	Version of 1.2	Page 6/11

Electrical and Optical Characteristic (@ 25 degree C)

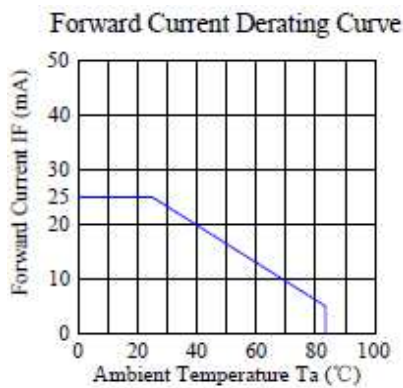
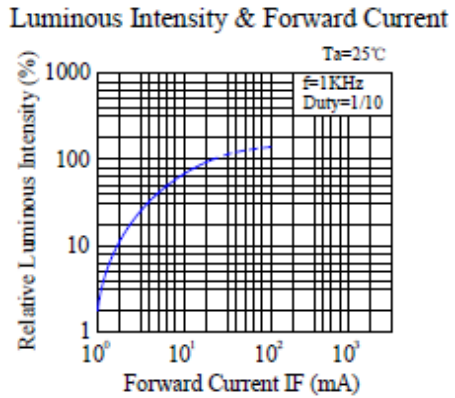
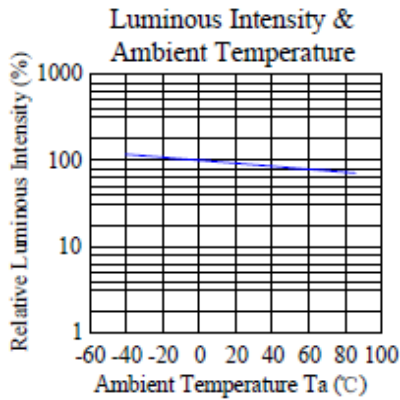
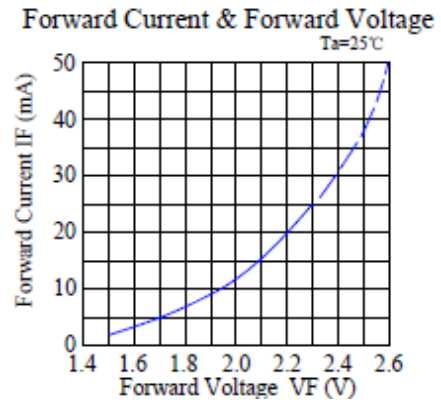
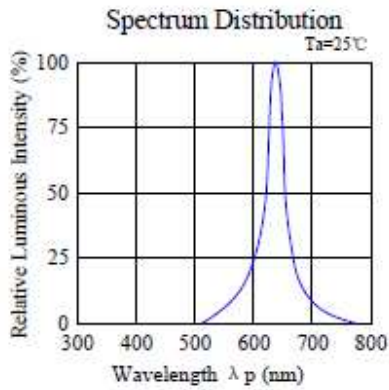
Parameter	R	G	B	Test Condition
Luminous Intensity:				
Min (mcd)	1600	2000	1000	If=20mA
Typ (mcd)	3200	4000	2000	If=20mA
Forward voltage (Vf)				
Typ	2.0	3.4	3.4	If=20mA
Max	2.6	3.8	3.8	If=20mA
Dominant Wavelength (nm)	624	525	470	If=20mA
Viewing Angle (Deg)	25	25	25	If=20mA

Parameter	R	G	B	Test Condition
Luminous Intensity:				
Min (mcd)	350	450	250	If=20mA
Typ (mcd)	600	1000	500	If=20mA
Forward voltage (Vf)				
Typ	2.0	3.4	3.4	If=20mA
Max	2.6	3.8	3.8	If=20mA
Dominant Wavelength (nm)	624	525	470	If=20mA
Viewing Angle (Deg)	60	60	60	If=20mA

▪ Brightness tolerance = +/- 10%

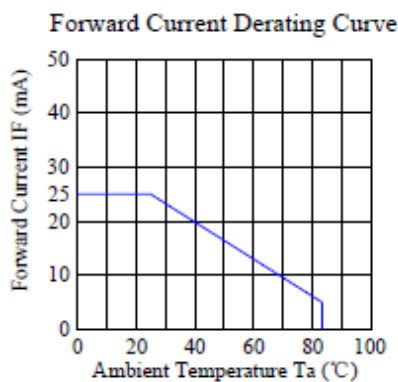
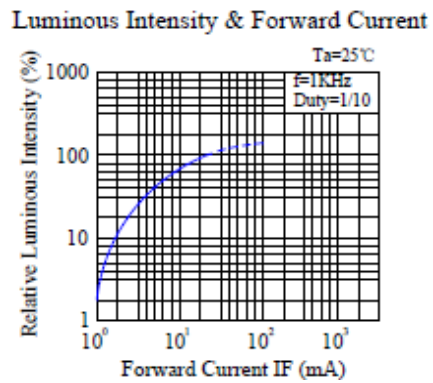
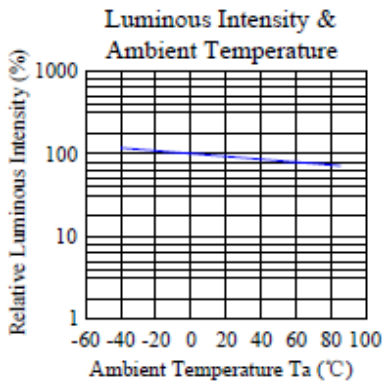
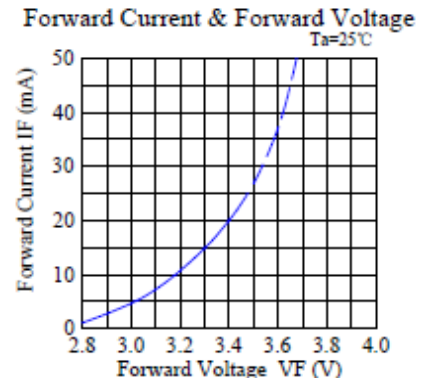
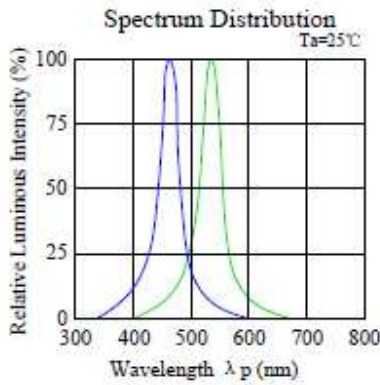
Official Product	HV-5RGBXX series	Customer Part No.		Data Sheet No.
	*****	*****		HV-5RGBXX series
Specifications are subject to change without notice. Data and drawings herein are copyrighted.		May 14, 2019	Version of 1.2	Page 7/11

Characteristic Curves for Red (R)

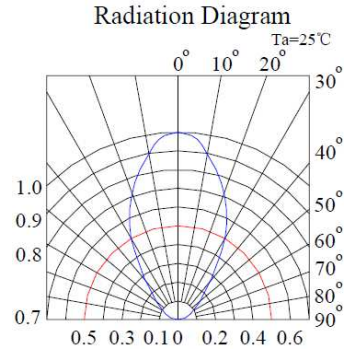
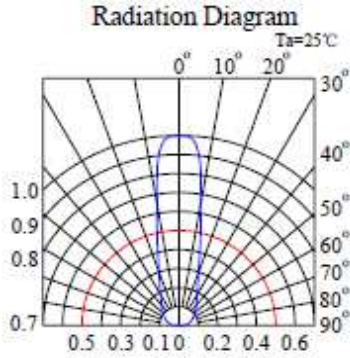


Official Product	HV-5RGBXX series	Customer Part No.	Data Sheet No.
	*****	*****	HV-5RGBXX series
Specifications are subject to change without notice. Data and drawings herein are copyrighted.		May 14, 2019	Version of 1.2
			Page 8/11

Characteristic Curves for Green (G) and Blue (B)



Official Product	HV-5RGBXX series	Customer Part No.	Data Sheet No.
	*****	*****	HV-5RGBXX series
Specifications are subject to change without notice. Data and drawings herein are copyrighted.		May 14, 2019	Version of 1.2
			Page 9/11

Radiation Diagram


Official Product	HV-5RGBXX series	Customer Part No.	Data Sheet No.
	*****	*****	HV-5RGBXX series
Specifications are subject to change without notice. Data and drawings herein are copyrighted.		May 14, 2019	Version of 1.2
			Page 10/11



Revision History

Changes since last revision	Page	Version No.	Revision Date
Initial release for 5mm Full-Color Lamp		1.0	06-27-2013
Update HV-5RGB60 Dimension		1.1	07-21-2015
Update the Lens Spec.		1.2	05-14-2019

Official Product	HV-5RGBXX series	Customer Part No.	Data Sheet No.
	*****	*****	HV-5RGBXX series
Specifications are subject to change without notice. Data and drawings herein are copyrighted.	May 14, 2019	Version of 1.2	Page 11/11



Компания «ЭлектроПласт» предлагает заключение долгосрочных отношений при поставках импортных электронных компонентов на взаимовыгодных условиях!

Наши преимущества:

- Оперативные поставки широкого спектра электронных компонентов отечественного и импортного производства напрямую от производителей и с крупнейших мировых складов;
- Поставка более 17-ти миллионов наименований электронных компонентов;
- Поставка сложных, дефицитных, либо снятых с производства позиций;
- Оперативные сроки поставки под заказ (от 5 рабочих дней);
- Экспресс доставка в любую точку России;
- Техническая поддержка проекта, помощь в подборе аналогов, поставка прототипов;
- Система менеджмента качества сертифицирована по Международному стандарту ISO 9001;
- Лицензия ФСБ на осуществление работ с использованием сведений, составляющих государственную тайну;
- Поставка специализированных компонентов (Xilinx, Altera, Analog Devices, Intersil, Interpoint, Microsemi, Aeroflex, Peregrine, Syfer, Eurofarad, Texas Instrument, Miteq, Cobham, E2V, MA-COM, Hittite, Mini-Circuits, General Dynamics и др.);

Помимо этого, одним из направлений компании «ЭлектроПласт» является направление «Источники питания». Мы предлагаем Вам помощь Конструкторского отдела:

- Подбор оптимального решения, техническое обоснование при выборе компонента;
- Подбор аналогов;
- Консультации по применению компонента;
- Поставка образцов и прототипов;
- Техническая поддержка проекта;
- Защита от снятия компонента с производства.



Как с нами связаться

Телефон: 8 (812) 309 58 32 (многоканальный)

Факс: 8 (812) 320-02-42

Электронная почта: org@eplast1.ru

Адрес: 198099, г. Санкт-Петербург, ул. Калинина, дом 2, корпус 4, литера А.