

ULTRA-SMALL PRESSURE SENSOR



Product Number: SM5420C

HIGHLIGHTS

- Small, low cost, robust SO8 package
- For high-volume applications

TYPICAL APPLICATIONS


- Automotive tire pressure (TPMS)
- Engine control
- Barometric sensing
- Altitude correction detection
- Pneumatic gauges
- Hand-held meters
- Home appliances

BASICS

- Absolute pressure
- PCB mountable
- Ported or non-porting configurations
- Tape and reel

FEATURES

- 15, 30, 60, & 100 PSI (103, 207, 414 & 689 kPa)
- Wide temperature range (-40° to +125°C)
- Suitable for automated assembly
- Constant current or constant voltage drive
- High millivolt output
- Automotive Qualified (AEC-Q100)
- RoHS & REACH Compliant



SOIC8 Packaged Pressure Sensor

DESCRIPTION

The SM5420C is a small outline SO-8 packaged pressure sensor that incorporates SMI's new SM5108C MEMS piezoresistive pressure sensing die. The SM5420C has been optimized to provide the highest possible accuracy for a package of this size. Performance is achieved through careful resistor placement and mechanical configuration along with advanced MEMS processing.

The packaged sensor is intended for high volume applications where cost is a critical factor, such as consumer and automotive products. The SM5420C is available as an absolute pressure sensor in full-scale range of 15, 30, 60, 100 PSI (103, 207, 414 and 689 kPa). It is designed to be surface-mounted on ceramic or PC board substrates by high-volume OEM manufacturers.

The SM5420C is available in a ported and non-porting option that is designed to be immersed in the media being measured. The port position has been chosen to minimize pressure pulses directly impacting the face of the sensor die for added long-term reliability in hostile environments.

The standard configuration offers a protective gel over the die. A non-gelled version is also available for high volumes where the maximum stability is required, such as in barometric, weather station sensing applications. The SM5420C is shipped in stick or on tape & reel.

Product Number: SM5420C

ABSOLUTE MAXIMUM RATING TABLE FOR SM5420C SENSOR

All parameters are specified at $V_{SUPPLY} = 5.00$ V DC supply at 25°C, unless otherwise noted. All parts are covered with gel.

No.	Characteristic	Symbol	Minimum	Typical	Maximum	Units
1	Excitation Voltage ^(a)	V_{SUPPLY}	0.0	5.0	10.0	V
2	Excitation Current ^(a, c)	I_{SUPPLY}	0.0	1.0	1.6	mA
3	Operating Temperature ^(b)	T_{OP}	-40	—	+125	°C
4	Storage Temperature ^(b)	T_{STG}	-55	—	+150	°C

NOTES:

(a) The device can only be driven with the supply voltage connected to the pins as shown. The positive output will increase with increasing pressure applied to the package.

(b) Tested on a sample basis.

(c) Constant current operation.

No.	Product Number	Operating Pressure	Proof Pressure (P_{PROOF}) ^(b)	Burst Pressure (P_{BURST}) ^(b)
5	SM5420C-015-A	0 to 15 PSI	45 PSI	75 PSI
6	SM5420C-030-A	0 to 30 PSI	90 PSI	150 PSI
7	SM5420C-060-A	0 to 60 PSI	180 PSI	220 PSI
8	SM5420C-100-A	0 to 150 PSI	220 PSI	220 PSI

NOTES:

(b) Tested on a sample basis.

OPERATING CHARACTERISTICS FOR SM5420 SENSOR - SPECIFICATIONS

All parameters are specified at $V_{SUPPLY} = 5.00$ V DC supply at 25°C, unless otherwise noted. All parts are covered with gel.

No.	Characteristic	Symbol	Minimum	Typical	Maximum	Units
9	Span (15 PSI) ^(f)	V_{SPAN}	95	127	160	mV
10	Span (30, 60 & 100 PSI) ^(f)	V_{SPAN}	65	100	135	mV
11	Zero Offset	V_{ZERO}	-35	0	35	mV
13	TC Span ^(b, e)	TCS	-0.240	-0.190	-0.155	%FS/°C
14	TC Zero Offset ^(b, e)	TCZ	-0.07	—	+0.07	%FS/°C
15	TC Resistance ^(b, e)	TCR	+0.240	+0.275	+0.330	% R_B /°C
16	Linearity ^(15 PSI) ^(b, f)	NL	-0.4	—	+0.4	%FS
17	Linearity ^(30, 60, 100 PSI) ^(b, f)	NL	-0.2	—	+0.2	%FS
18	Bridge Resistance	R_B	4	5	6	k Ω
19	Input Capacitance ^(b)	C_{IN}	—	< 2	—	pF

NOTES:

(b) Tested on a sample basis.

(e) Determined by measurements taken at 0°C and 75°C.

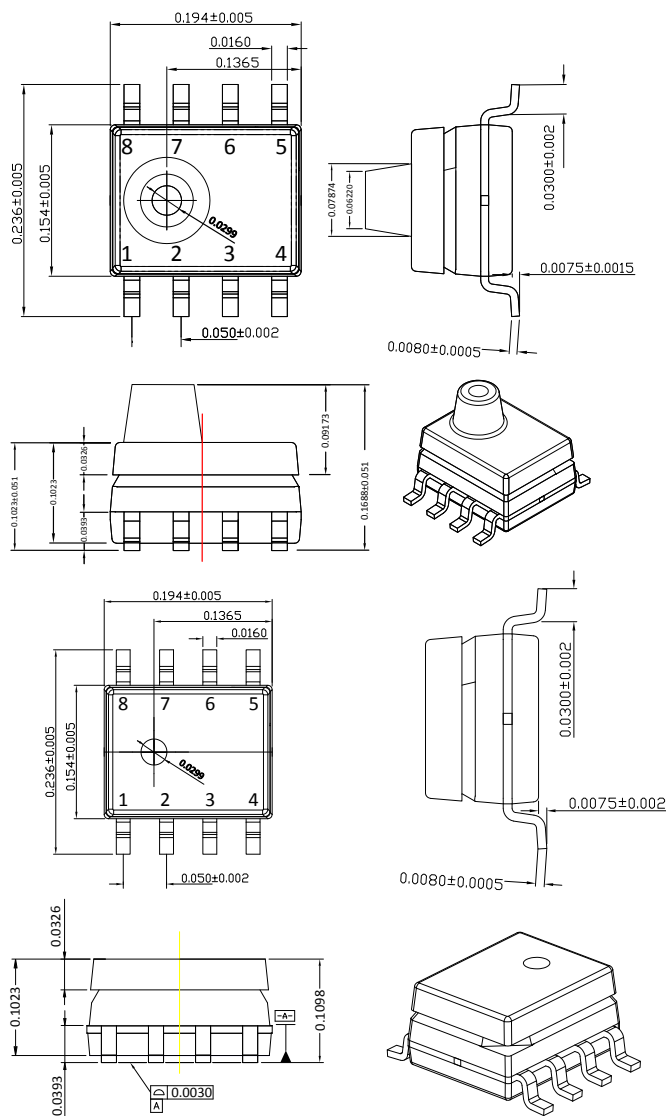
(f) Defined as best fit straight line.

QUALIFICATION STANDARDS

- REACH compliant
- RoHS compliant
- PFOS/PFOA compliant
- Qualified to meet AEC Q100 standards
- For qualification specifications please contact Sales at sales@si-micro.com

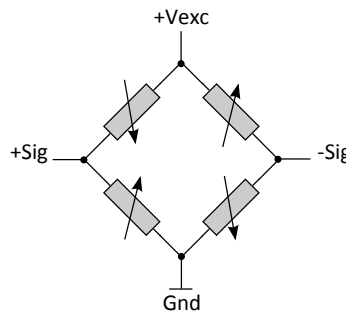
Product Number: SM5420C

Diagrams and Dimensions



Note:
 • All dimensions in inches
 • MSL = 3

Pin-Out

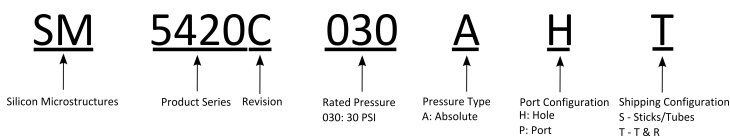


PIN	DESCRIPTION
1	NC
2	+Sig
3	NC
4	Gnd
5	NC
6	-Sig
7	NC
8	+Vexc

Typical Operation

PIN	DESCRIPTION	TYPE	VALUE
2	+Sig	Analog Out	-
4	Gnd	Gnd	0 V
6	-Sig	Analog Out	-
8	+Vexc	Power	+5 V

Part Number Legend



Ordering Information

Order Code	Full-Scale Pressure Range	Pressure Type	Minimum Order Quantity
SM5420C-015-A-H-T	15 PSI / 103.4 kPa	Absolute	100 Units (1 stick)
SM5420C-015-A-P-T	15 PSI / 103.4 kPa		
SM5420C-030-A-H-T	30 PSI / 206.8 kPa		
SM5420C-030-A-P-T	30 PSI / 206.8 kPa		
SM5420C-060-A-H-T	60 PSI / 413.6 kPa		
SM5420C-060-A-P-T	60 PSI / 413.6 kPa		
SM5420C-100-A-H-T	100 PSI / 689.5 kPa		
SM5420C-100-A-P-T	100 PSI / 689.5 kPa		

For samples, please contact the Sales Department at: sales@si-micro.com

Product Number: SM5420C

Silicon Microstructures Warranty and Disclaimer:

Silicon Microstructures, Inc. reserves the right to make changes without further notice to any products herein and to amend the contents of this data sheet at any time and at its sole discretion.

Information in this document is provided solely to enable software and system implementers to use Silicon Microstructures, Inc. products and/or services. No express or implied copyright licenses are granted hereunder to design or fabricate any silicon-based microstructures based on the information in this document.

Silicon Microstructures, Inc. makes no warranty, representation, or guarantee regarding the suitability of its products for any particular purpose, nor does Silicon Microstructures, Inc. assume any liability arising out of the application or use of any product or silicon-based microstructure, and specifically disclaims any and all liability, including without limitation consequential or incidental damages. "Typical" parameters which may be provided in Silicon Microstructure's data sheets and/or specifications can and do vary in different applications and actual performance may vary over time. All operating parameters, including "Typicals", must be validated for each customer application by customer's technical experts. Silicon Microstructures, Inc. does not convey any license under its patent rights nor the rights of others. Silicon Microstructures, Inc. makes no representation that the circuits are free of patent infringement. Silicon Microstructures, Inc. products are not designed, intended, or authorized for use as components in systems intended for surgical implant into the body, or other applications intended to support or sustain life, or for any other application in which the failure of the Silicon Microstructures, Inc. product could create a situation where personal injury or death may occur. Should Buyer purchase or use Silicon Microstructures, Inc. products for any such unintended or unauthorized application, Buyer shall indemnify and hold Silicon Microstructures, Inc. and its officers, employees, subsidiaries, affiliates, and distributors harmless against all claims, costs, damages, and expenses, and reasonable attorney fees arising out of, directly or indirectly, any claim of personal injury or death associated with such unintended or unauthorized use, even if such claim alleges that Silicon Microstructures, Inc. was negligent regarding the design or manufacture of the part.

Silicon Microstructures, Inc. warrants goods of its manufacture as being free of defective materials and faulty workmanship. Silicon Microstructures, Inc. standard product warranty applies unless agreed to otherwise by Silicon Microstructures, Inc. in writing; please refer to your order acknowledgement or contact Silicon Microstructures, Inc. directly for specific warranty details. If warranted goods are returned to Silicon Microstructures, Inc. during the period of coverage, Silicon Microstructures, Inc. will repair or replace, at its option, without charge those items it finds defective. The foregoing is buyer's sole remedy and is in lieu of all warranties, expressed or implied, including those of merchantability and fitness for a particular purpose. In no event shall Silicon Microstructures, Inc. be liable for consequential, special, or indirect damages.

While Silicon Microstructures, Inc. provides application assistance personally, through its literature and the Silicon Microstructures, Inc. website, it is up to the customer to determine the suitability of the product for its specific application. The information supplied by Silicon Microstructures, Inc. is believed to be accurate and reliable as of this printing. However, Silicon Microstructures, Inc. assumes no responsibility for its use. Silicon Microstructures, Inc. assumes no responsibility for any inaccuracies and/or errors in this publication and reserves the right to make changes without further notice to any products or specifications herein

Silicon Microstructures, Inc.TM and the Silicon Microstructures, Inc. logo are trademarks of Silicon Microstructures, Inc. All other service or product names are the property of their respective owners.

© Silicon Microstructures, Inc. 2001-2017. All rights reserved.



Компания «ЭлектроПласт» предлагает заключение долгосрочных отношений при поставках импортных электронных компонентов на взаимовыгодных условиях!

Наши преимущества:

- Оперативные поставки широкого спектра электронных компонентов отечественного и импортного производства напрямую от производителей и с крупнейших мировых складов;
- Поставка более 17-ти миллионов наименований электронных компонентов;
- Поставка сложных, дефицитных, либо снятых с производства позиций;
- Оперативные сроки поставки под заказ (от 5 рабочих дней);
- Экспресс доставка в любую точку России;
- Техническая поддержка проекта, помощь в подборе аналогов, поставка прототипов;
- Система менеджмента качества сертифицирована по Международному стандарту ISO 9001;
- Лицензия ФСБ на осуществление работ с использованием сведений, составляющих государственную тайну;
- Поставка специализированных компонентов (Xilinx, Altera, Analog Devices, Intersil, Interpoint, Microsemi, Aeroflex, Peregrine, Syfer, Eurofarad, Texas Instrument, Miteq, Cobham, E2V, MA-COM, Hittite, Mini-Circuits, General Dynamics и др.);

Помимо этого, одним из направлений компании «ЭлектроПласт» является направление «Источники питания». Мы предлагаем Вам помощь Конструкторского отдела:

- Подбор оптимального решения, техническое обоснование при выборе компонента;
- Подбор аналогов;
- Консультации по применению компонента;
- Поставка образцов и прототипов;
- Техническая поддержка проекта;
- Защита от снятия компонента с производства.



Как с нами связаться

Телефон: 8 (812) 309 58 32 (многоканальный)

Факс: 8 (812) 320-02-42

Электронная почта: org@eplast1.ru

Адрес: 198099, г. Санкт-Петербург, ул. Калинина, дом 2, корпус 4, литера А.