

#### Features

- ◆ Smallest encapsulated 20W converter!  
Ultra compact size: 1.0" x 1.0" x 0.4"
- ◆ Shielded metal case with isolated baseplate
- ◆ Ultrawide 4:1 input voltage ranges
- ◆ Very high efficiency up to 90%
- ◆ Output voltage adjustable
- ◆ Remote On/Off control
- ◆ Operating temp. range  $-40^{\circ}\text{C}$  to  $+75^{\circ}\text{C}$   
and up to  $+85^{\circ}\text{C}$  with heat-sink
- ◆ I/O isolation voltage 1500 VDC
- ◆ Lead free design, RoHS compliant
- ◆ 3-year product warranty



The THL 20WI series is the latest generation of dc-dc converter modules with highest power density. The product achieves 20 Watt output power while it comes in a metal case with dimensions of only 1.0"x 1.0"x 0.4".

All models have an ultra wide 4:1 input voltage range and precisely regulated output voltages. Highest efficiency of up to 90% makes this product very reliable and applicable in temperature ranges of up to  $+75^{\circ}\text{C}$  or  $+85^{\circ}\text{C}$  with optional mounted heat sink. Typical applications are in mobile equipments, instrumentation, distributed power architectures in communication and industrial electronics and everywhere where space on the PCB is critical.

Models				
Order code	Input voltage range	Output voltage	Output current max.	Efficiency typ.
THL 20-2410WI	9 – 36 VDC (24 VDC nominal)	3.3 VDC	4500 mA	87 %
THL 20-2411WI		5.0 VDC	4000 mA	89 %
THL 20-2412WI		12 VDC	1670 mA	89 %
THL 20-2413WI		15 VDC	1340 mA	89 %
THL 20-2415WI		24 VDC	835 mA	88 %
THL 20-2422WI		$\pm 12$ VDC	$\pm 835$ mA	89 %
THL 20-2423WI		$\pm 15$ VDC	$\pm 670$ mA	89 %
THL 20-4810WI		18 – 75 VDC (48 VDC nominal)	3.3 VDC	4500 mA
THL 20-4811WI	5.0 VDC		4000 mA	89 %
THL 20-4812WI	12 VDC		1670 mA	89 %
THL 20-4813WI	15 VDC		1340 mA	89 %
THL 20-4815WI	24 VDC		835 mA	88 %
THL 20-4822WI	$\pm 12$ VDC		$\pm 835$ mA	89 %
THL 20-4823WI	$\pm 15$ VDC		$\pm 670$ mA	89 %

### Input Specifications

Input current at no load (at nominal input voltage)	- 24 Vin	3.3 VDC models: 80 mA typ. 5.0 VDC models: 90 mA Typ. all other models: 40 mA typ.
	- 48 Vin	3.3 VDC models: 40 mA typ. 5.0 VDC models: 45 mA typ. all other models: 25 mA typ.
Input current at full load (at nominal input voltage)	- 24 Vin	3.3 VDC models: 700 mA typ. other models: 940 mA typ..
	- 48 Vin	3.3 VDC models: 350 mA typ. other models: 470 mA typ.
Start-up voltage	24 V models: 48 V models:	9 VDC (or lower) 18 VDC (or lower)
Surge voltage (1 sec. max.)	24 Vin models: 48 Vin models:	50 V max. 100 V max.
Reflected input ripple current	24 Vin models: 48 Vin models:	50 mAp-p typ. 30 mAp-p typ.
Conducted noise (input)		EN 55022 class A, FCC part 15, level A with external components (see application note)
ESD (electrostatic discharge)		EN 61000-4-2, air $\pm 8$ kV, contact $\pm 4$ kV, perf. criteria B
Radiated immunity		EN 61000-4-3, 10 V/m, perf. criteria A
Recommended input fuse (slow blow)	24 Vin models:	5000 mA
	48 Vin models:	2500 mA

### Output Specifications

Voltage set accuracy		$\pm 1$ %
Output voltage adj. range		$\pm 10$ % for single output models only. Trim up via resistor over Trim and -Vout Trim down via resistor over Trim and +Vout (Resistor values tba, 0 Ohm=max. adjustment)
Regulation	- Input variation (Vmin - Vmax)	single output models: 0.2 % max. dual output models: 0.5 % max.
	- Load variation	single output models: 0.5 % max. (0 - 100 % load) dual output models: 1.0 % max. (8 - 100 % balanced load)
Minimum load	single output models: dual output models:	not required 8 % of rated max current (operation at lower load condition will not damage the converters. However, they may not meet all listed specifications)
Ripple and noise (20 MHz bandwidth)	3.3 & 5.0 VDC models: 12 & 15 VDC models: 24 VDC models:	75 mVp-p typ. 100 mVp-p typ. 150 mVp-p typ. Measured with a 1 $\mu$ F M/C and a 10 $\mu$ F T/C
Temperature coefficient		$\pm 0.02$ %/K
Output current limitation		at 150 % of Iout max., foldback
Short circuit protection		indefinite, automatic recovery
Transient response setting time		300 $\mu$ s typ. (25% load step change)
Max. capacitive load	3.3 VDC models:	10'300 $\mu$ F
	5 VDC models:	6'800 $\mu$ F
	12 VDC models:	1'200 $\mu$ F
	15 VDC models:	750 $\mu$ F
	24 VDC models:	300 $\mu$ F
	$\pm 12$ VDC models:	680 $\mu$ F (each output)
	$\pm 15$ VDC models:	380 $\mu$ F (each output)

## General Specifications

Temperature ranges	<ul style="list-style-type: none"> <li>- Operating (convection cooling 50 LFM, 0.25 m/s)</li> <li>- Operating with heat sink (natural convection 20 LFM)</li> <li>- Case temperature</li> <li>- Storage</li> </ul>	<ul style="list-style-type: none"> <li>-40°C to +75°C (with derating)</li> <li>-40°C to +85°C (with derating)</li> <li>+105°C max.</li> <li>-50°C to +125°C</li> </ul>	
Load derating (convection cooling 50 LFM, 0.25 m/s)	<ul style="list-style-type: none"> <li>- without heat sink</li> <li>- with heat sink</li> </ul>	<ul style="list-style-type: none"> <li>24 Vin; 3.3 VDC models:</li> <li>48 Vin; 3.3 VDC models:</li> <li>5, 12 &amp; 15 VDC single output models:</li> <li>24 VDC output models:</li> <li>dual output models:</li> <li>24 V; 3.3 VDC models:</li> <li>48 V; 3.3 VDC models:</li> <li>5, 12 &amp; 15 VDC output models:</li> <li>24 VDC output models:</li> <li>dual output models:</li> </ul>	<ul style="list-style-type: none"> <li>2.5 %/K above +64°C</li> <li>2.7 %/K above +68°C</li> <li>2.2 %/K above +60°C</li> <li>2.0 %/K above +55°C</li> <li>2.2 %/K above +60°C</li> <li>3.3 %/K above +70°C</li> <li>3.2 %/K above +74°C</li> <li>3.1 %/K above +67°C</li> <li>2.7 %/K above +63°C</li> <li>3.1 %/K above +67°C</li> </ul>
Thermal inpedance	<ul style="list-style-type: none"> <li>- Natural convection</li> <li>- Natural convection with heat sink</li> </ul>	<ul style="list-style-type: none"> <li>18.2°C/W</li> <li>15.3°C/W</li> </ul>	
Humidity (non condensing)		95 % rel H max.	
Reliability, calculated MTBF (MIL-HDBK-217F, at +25°C, ground benign)		>451'600 h	
Isolation voltage (60sec.)	- Input/Output	1500 VDC	
Isolation capacitance	- Input/Output	1500 pF typ.	
Isolation resistance	- Input/Output (500 VDC)	>1000 MOhm	
Remote On/Off	<ul style="list-style-type: none"> <li>- On:</li> <li>- Off:</li> <li>- Off idle current:</li> </ul>	<ul style="list-style-type: none"> <li>3.5 ... 12 VDC or open circuit</li> <li>0 ... 1.2 VDC or short circuit pin 6 and pin 2</li> <li>10 mA</li> </ul>	
Switching frequency (fixed)		330 kHz typ. (pulse width modulation PWM)	
Altitude during operation		5'000 m max. (16400 ft) approved	
Safety standards (designed to meet)		UL/cUL 60950-1, IEC/EN 60950-1	
Safety approvals	<ul style="list-style-type: none"> <li>- CSA certificate of compliance</li> <li>- CB test certificate</li> <li>- Certification documents</li> </ul>	<ul style="list-style-type: none"> <li>CAN/CSA-C22.2 No 60950-1-07, Am 1:2011</li> <li>ANSI/UL Std No 60950-1, 2nd Ed, AM 1:2011</li> <li>IEC 60950-1:2005 2nd Ed, Am 1:2009</li> <li><a href="http://www.tracopower.com/overview/thl20wi">www.tracopower.com/overview/thl20wi</a></li> </ul>	
Environmental compliance	<ul style="list-style-type: none"> <li>- Reach</li> <li>- RoHS</li> </ul>	<ul style="list-style-type: none"> <li><a href="http://www.tracopower.com/overview/thl20wi">www.tracopower.com/overview/thl20wi</a></li> <li>RoHS directive 2011/65/EU</li> </ul>	

## Physical Specifications

Casing material	metal
Baseplate	non conductive FR4
Potting material	epoxy (UL 94V-0 rated)
Weight	15 g (0.53 oz)
Soldering temperature	max. 260°C / 10sec.

**Application note :** [www.tracopower.com/overview/thl20wi](http://www.tracopower.com/overview/thl20wi)

All specifications valid at nominal input voltage, full load and +25°C after warm-up time unless otherwise stated.

**Outline Dimensions**



Pin-Out		
Pin	Single	Dual
1	+Vin (Vcc)	+Vin (Vcc)
2	-Vin (GND)	-Vin (GND)
3	+Vout	+Vout
4	Trim	Common
5	-Vout	-Vout
6	Remote On/Off	

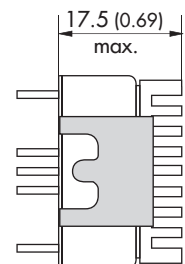
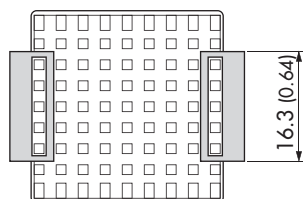
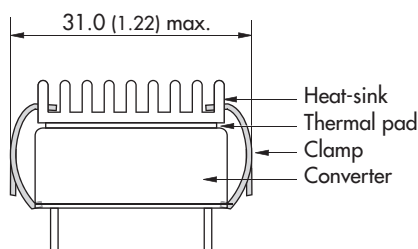
Dimensions in [mm], ( ) = Inch  
 Pin diameter  $\varnothing$  1.0 (0.04)  
 Pin pitch tolerances:  $\pm 0.25$  ( $\pm 0.01$ )  
 Tolerances:  $\pm 0.5$  ( $\pm 0.02$ )

**Heat-Sink (Option)**

**Order code:** THL-HS1  
 (cont.: heat-sink, thermal pad, 2 clamps)  
**Material:** Aluminum  
**Finish:** Anodic treatment (black)  
**Weight:** 4 g (0.14 oz) without converter  
 Thermal impedance after assembling: 15.8 K/W



**Note:**  
 The product label on converter has to be removed before mounting the heat-sink.  
 For volume orders converters will be supplied with heat-sink already mounted. Please contact factory for quotation.  
 Separate heat-sinks are only available for prototypes and small quantity orders.



Specifications can be changed without notice! Make sure you are using the latest documentation, downloadable at [www.tracopower.com](http://www.tracopower.com)



Компания «ЭлектроПласт» предлагает заключение долгосрочных отношений при поставках импортных электронных компонентов на взаимовыгодных условиях!

Наши преимущества:

- Оперативные поставки широкого спектра электронных компонентов отечественного и импортного производства напрямую от производителей и с крупнейших мировых складов;
- Поставка более 17-ти миллионов наименований электронных компонентов;
- Поставка сложных, дефицитных, либо снятых с производства позиций;
- Оперативные сроки поставки под заказ (от 5 рабочих дней);
- Экспресс доставка в любую точку России;
- Техническая поддержка проекта, помощь в подборе аналогов, поставка прототипов;
- Система менеджмента качества сертифицирована по Международному стандарту ISO 9001;
- Лицензия ФСБ на осуществление работ с использованием сведений, составляющих государственную тайну;
- Поставка специализированных компонентов (Xilinx, Altera, Analog Devices, Intersil, Interpoint, Microsemi, Aeroflex, Peregrine, Syfer, Eurofarad, Texas Instrument, Miteq, Cobham, E2V, MA-COM, Hittite, Mini-Circuits, General Dynamics и др.);

Помимо этого, одним из направлений компании «ЭлектроПласт» является направление «Источники питания». Мы предлагаем Вам помощь Конструкторского отдела:

- Подбор оптимального решения, техническое обоснование при выборе компонента;
- Подбор аналогов;
- Консультации по применению компонента;
- Поставка образцов и прототипов;
- Техническая поддержка проекта;
- Защита от снятия компонента с производства.



#### Как с нами связаться

**Телефон:** 8 (812) 309 58 32 (многоканальный)

**Факс:** 8 (812) 320-02-42

**Электронная почта:** [org@eplast1.ru](mailto:org@eplast1.ru)

**Адрес:** 198099, г. Санкт-Петербург, ул. Калинина, дом 2, корпус 4, литера А.