

Power PCB Relay RT1 sensitive

- 1 pole 10A, 1 form C (CO) or 1 form A (NO) contact
- Highly sensitive version, coil power 250mW
- 5kV/10mm coil-contact
- Reinforced insulation
- Ambient temperature 85°C

Typical applications
Domestic appliances, heating control



F0145-C



Approvals

VDE REG.-Nr. 6106, UL E214025, cCSAus 14385
Technical data of approved types on request

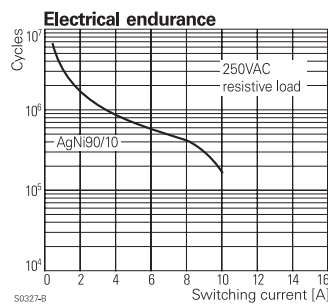
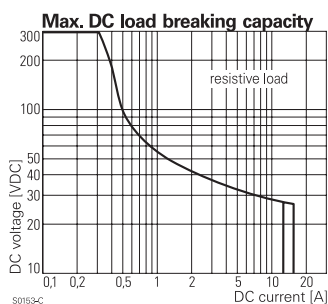
Contact Data

| | |
|---|--------------------------------|
| Contact arrangement | 1 form C (CO) or 1 form A (NO) |
| Rated voltage | 250VAC |
| Max. switching voltage | 400 VAC |
| Rated current | 10A |
| Limiting making current; max. 4s, duty factor 10% | 15A |
| Breaking capacity | 2500VA |
| Contact material | AgNi 90/10 |
| Frequency of operation; with/without load | 3000/72000h ⁻¹ |
| Operate/release time max. | 10/8ms |
| Bounce time max.; form A/form B | 4/9ms |

Contact ratings

| Type | Contact | Load | Cycles |
|------------------|-------------|------------------------------------|---------------------|
| IEC 61810 | | | |
| RT174 | A/B (NO/NC) | 10A, 250VAC resistive, 85°C | 100x10 ³ |
| UL 508 | | | |
| RT174 | C (CO) | 10A, 250VAC, general purpose, 85°C | 6x10 ³ |
| RT174 | A/B (NO/NC) | 10A, 250VAC, general purpose, 40°C | 30x10 ³ |
| RT174 | A/B (NO/NC) | B300, 40°C | 6x10 ³ |
| RT174 | A (NO) | R150, 40°C | 6x10 ³ |
| RT174 | B (NC) | 1/2hp, 240VAC, 40°C | 1x10 ³ |
| RT174 | A (NO) | 3/4hp, 240VAC, 40°C | 1x10 ³ |
| EN60730-1 | | | |
| RT174 | A (NO) | 6(4)A, 250VAC, 85°C | 100x10 ³ |

Mechanical endurance >30x10⁶ operations



Coil Data

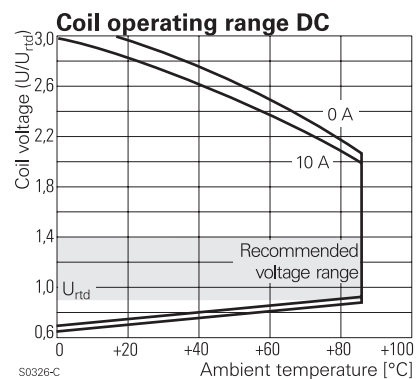
| | |
|-------------------------------------|------------|
| Coil voltage range | 5 to 60VDC |
| Operative range, IEC 61810 | 2 |
| Coil insulation system according UL | class F |

Coil versions, DC coil

| Coil code | Rated voltage VDC | Operate voltage VDC | Release voltage VDC | Coil resistance Ω±10% ¹⁾ | Rated coil power mW |
|-----------|-------------------|---------------------|---------------------|-------------------------------------|---------------------|
| 005 | 5 | 3.7 | 0.5 | 100 | 250 |
| 006 | 6 | 4.5 | 0.6 | 144 | 250 |
| 009 | 9 | 6.8 | 0.9 | 312 | 260 |
| 012 | 12 | 9.0 | 1.2 | 576 | 250 |
| 024 | 24 | 18.0 | 2.4 | 2304 | 250 |
| 048 | 48 | 36.0 | 4.8 | 9216 | 250 |
| 060 | 60 | 45.0 | 6.0 | 12857 ¹⁾ | 280 |

1) Coil resistance ±12%.

All figures are given for coil without pre-energization, at ambient temperature +23°C. Other coil voltages on request.



Insulation Data

| | |
|------------------------------------|----------------------|
| Initial dielectric strength | |
| between open contacts | 1000V _{rms} |
| between contact and coil | 5000V _{rms} |
| Clearance/creepage | |
| between contact and coil | ≥10/10mm |
| Material group of insulation parts | IIIa |
| Tracking index of relay base | PTI 250V |

Power PCB Relay RT1 sensitive (Continued)

Other Data

Material compliance: EU RoHS/ELV, China RoHS, REACH, Halogen content refer to the Product Compliance Support Center at www.te.com/customersupport/rohssupportcenter

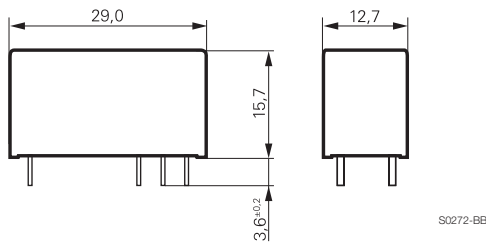
| | |
|---|---------------------------------------|
| Ambient temperature | -40 to 85°C |
| Category of environmental protection IEC 61810 | RTII - flux proof, RTIII - wash tight |
| Vibration resistance (functional), form A/form B contact, 30 to 500Hz | 20g/5g |
| Shock resistance (destructive) | 100g |
| Terminal type | PCB-THT, plug-in |
| Weight | 14g |
| Resistance to soldering heat THT, IEC 60068-2-20 | |
| RTII | 270°C/10s |
| RTIII | 260°C/5s |
| Packaging/unit | tube/20 pcs., box/500 pcs. |

Accessories

For details see datasheet [Accessories Industrial Power Relay RT](#)

NOTE: indicated contact ratings and electrical endurance data for direct wiring of relays (according IEC 61810-1); for relays mounted on sockets deratings may apply.

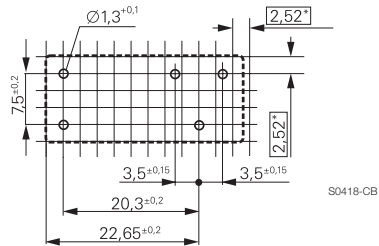
Dimensions



PCB layout / terminal assignment

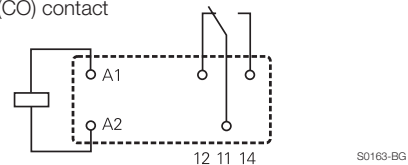
Bottom view on solder pins

10A, pinning 3.5mm

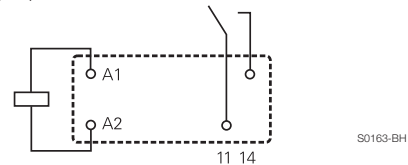


*) With the recommended PCB hole sizes a grid pattern from 2.5mm to 2.54mm can be used.

1 form C (CO) contact



1 form A (NO) contact



Product code structure

Typical product code **RT 1 7 4 012**

| | | | | | |
|------------------------------|--|---|--|--|--|
| Type | RT Power PCB Relay RT1 sensitive | | | | |
| Version | 1 10A, pinning 3.5mm, flux proof | B 10A, pinning 3.5mm, wash tight | | | |
| Contact configuration | 7 1 form C (CO) contact | 8 1 form A (NO) contact | | | |
| Contact material | 4 AgNi 90/10 | | | | |
| Coil | Coil code: please refer to coil versions table | | | | |

| Product code | Version | Contacts | Contact material | Coil | Part number |
|--------------|------------|-----------------------|------------------|-------|-------------|
| RT174005 | Flux proof | 1 form C (CO) contact | AgNi 90/10 | 5VDC | 3-1393239-6 |
| RT174009 | | | | 9VDC | 9-1419143-5 |
| RT174012 | | | | 12VDC | 3-1393239-8 |
| RT174024 | | | | 24VDC | 3-1393239-9 |
| RT184005 | | 1 form A (NO) contact | | 5VDC | 4-1393239-5 |
| RTB84009 | Wash tight | | | 9VDC | 4-1393238-7 |

This list represents the most common types and does not show all variants covered by this datasheet. Other types on request



Компания «ЭлектроПласт» предлагает заключение долгосрочных отношений при поставках импортных электронных компонентов на взаимовыгодных условиях!

Наши преимущества:

- Оперативные поставки широкого спектра электронных компонентов отечественного и импортного производства напрямую от производителей и с крупнейших мировых складов;
- Поставка более 17-ти миллионов наименований электронных компонентов;
- Поставка сложных, дефицитных, либо снятых с производства позиций;
- Оперативные сроки поставки под заказ (от 5 рабочих дней);
- Экспресс доставка в любую точку России;
- Техническая поддержка проекта, помощь в подборе аналогов, поставка прототипов;
- Система менеджмента качества сертифицирована по Международному стандарту ISO 9001;
- Лицензия ФСБ на осуществление работ с использованием сведений, составляющих государственную тайну;
- Поставка специализированных компонентов (Xilinx, Altera, Analog Devices, Intersil, Interpoint, Microsemi, Aeroflex, Peregrine, Syfer, Eurofarad, Texas Instrument, Miteq, Cobham, E2V, MA-COM, Hittite, Mini-Circuits, General Dynamics и др.);

Помимо этого, одним из направлений компании «ЭлектроПласт» является направление «Источники питания». Мы предлагаем Вам помощь Конструкторского отдела:

- Подбор оптимального решения, техническое обоснование при выборе компонента;
- Подбор аналогов;
- Консультации по применению компонента;
- Поставка образцов и прототипов;
- Техническая поддержка проекта;
- Защита от снятия компонента с производства.



Как с нами связаться

Телефон: 8 (812) 309 58 32 (многоканальный)

Факс: 8 (812) 320-02-42

Электронная почта: org@eplast1.ru

Адрес: 198099, г. Санкт-Петербург, ул. Калинина, дом 2, корпус 4, литера А.