


Relay Package PT

- Relay package consisting of PT relay, DIN-rail socket, plastic retaining clip, module and marking tag
- 2 pole 12 A, 3 pole 10 A or 4 pole 6 A
- DC- or AC coil
- Mechanical and electrical indicator
- Manual test tab, optionally lockable



F0274-D

Approvals

Relay: VDE Cert. No. 40009108, cULus E214025, Lloyds 00/20059

Socket: VDE Cert. No. 40009108, cULus E135149

Technical data of approved types on request



Contact data	PT2	PT3	PT5
Contact configuration	2 CO	3 CO	4 CO
Contact set	single contact		
Type of interruption	micro disconnection		
Rated voltage/			
max. switching voltage AC	240/400VAC	240/400VAC	240/240VAC
Rated current	12 A	10 A	6 A
Limiting continuous current	see derating curve		
Maximum breaking capacity AC	3000 VA	2500 VA	1500 VA
Limiting breaking capacity, max. 20 ms	24 A	20 A	12 A
Contact material	AgNi90/10, AgNi90/10 gold plated		
Minimum contact load	12V/10mA, 20mV/1mA gold plated		
Rated frequency of operation with/without load	6 / 600 min ⁻¹		

Contact ratings

For contact ratings see datasheet Miniature Relay PT

Coil data

Rated coil voltage range	
DC coil	6...220 VDC
AC coil	6...230 VAC
Operative range, IEC 61810	
DC coil, AC coil 50 Hz	2
AC coil 60 Hz at 70°C	90...110% of rated voltage

Coil versions, DC coil

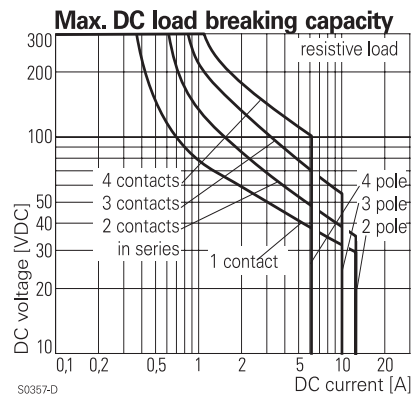
Coil code	Rated voltage VDC	Operate voltage VDC	Release voltage VDC	Coil resistance Ω±10%	Rated coil power mW
LB2	12	9.0	1.2	192	750
LC4	24	18.0	2.4	777	741

*) Protection diode PD

Coil versions, AC coil 50/60 Hz

Coil code	Rated voltage VAC	Operate voltage VAC	Release voltage VAC	Coil resistance Ω	Rated coil power VA
RC4	24	19.2/21.6	7.2	192±10%	1.0/0.79
SB5	115	92.0/103.5	34.5	4845±12%	1.0/0.86
TDO	230	184.0/207.0	69.0	19465±15%	1.0/0.90

All figures are given for coil without preenergization, at ambient temperature +23°C. Other coil voltages on request.

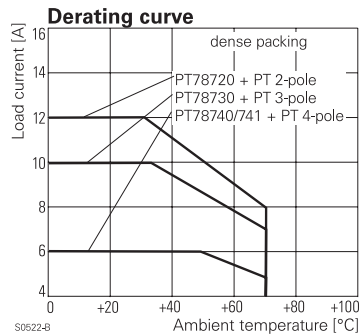
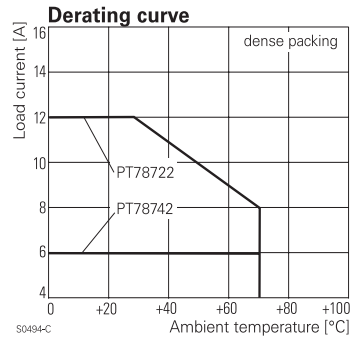


S0357-D

Insulation	PT2	PT3	PT5
Dielectric strength			
coil-contact circuit	2500 V _{rms}	2500 V _{rms}	2500 V _{rms}
open contact circuit	1200 V _{rms}	1200 V _{rms}	1200 V _{rms}
adjacent contact circuits	2500 V _{rms}	2500 V _{rms}	2000 V _{rms}
Clearance / creepage			
coil-contact circuit	≥ 4/4 mm	≥ 4/4 mm	≥ 4/4 mm
adjacent contact circuits	≥3.5/9.5 mm	≥2.6/3.5 mm	≥1.8/3.5 mm
Material group of insulation parts	IIIa		
Insulation to IEC 60664-1			
Type of insulation			
coil-contact circuit			basic
open contact circuit			micro disconnection
adjacent cont. circuits			basic
Rated insulation voltage		250 V	
Pollution degree	2	2	2
Rated voltage system	230/400 V	240 V	240 V
Overvoltage category	III	III	III

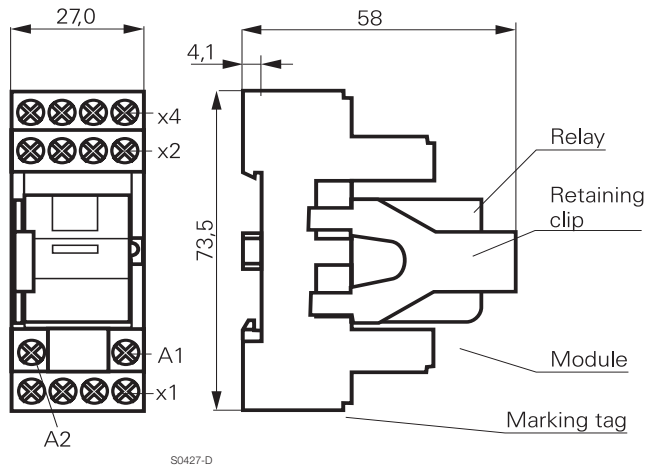
Relay Package PT (Continued)

Other data	PT2	PT3	PT5
Mechanical endurance			
DC coil		30 x 10 ⁶ cycles	
AC coil		20 x 10 ⁶ cycles	
Material compliance: EU RoHS/ELV, China RoHS, REACH, Halogen content refer to the Product Compliance Support Center at www.te.com/customer-support/rohssupportcenter			
Ambient temperature range			
for mounting/handling		-25...+70°C	
in operation		-40...+70°C	
Processing			
Terminals		screw	
Terminal screw torque acc. IEC 61984 max.		0.5 Nm	0.7 Nm
Wire cross section			
single wire		2 x 2.5 mm ²	
fine wire		2 x 2.5 mm ²	
with bootlace crimp (DIN 46228/1)		2 x 1.5 mm ²	
Insertion cycles		A (10)	
Max. Insertion Force total		100 N	
Mounting distance		≥ 0 mm, dense packing of sockets	
Weight			
with PT78720/PT78730/PT78740	71 g	78 g	85 g
with PT78722/PT78742	74 g	-	90 g
Packaging unit		5 pcs	

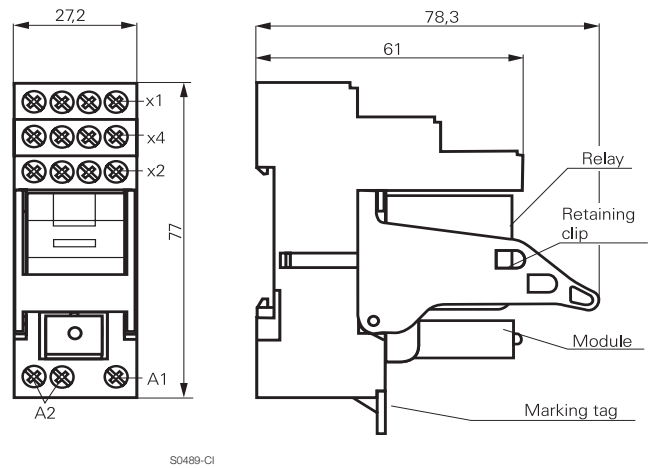


Dimensions

Package with PT78 720 / PT78 730 / PT78 740



Package with PT78 722 / PT78 742



Relay Package PT (Continued)

Product code structure		Typical product code	PT	5L	8	LC4
Type						
PT Relay Package PT						
Version						
2S Relay set: PT 2-pole CO contacts (2 form C), red LED						
3S Relay set: PT 3-pole CO contacts (3 form C), red LED						
5S Relay set: PT 4-pole CO contacts (4 form C), red LED						
2L Relay set: PT 2-pole CO contacts (2 form C), red LED, with logical arrangement of control / load terminals						
5L Relay set: PT 4-pole CO contacts (4 form C), red LED, with logical arrangement of control / load terminals						
Contact material						
7 AgNi 90/10, with test button			8 AgNi 90/10 gold plated, with test button			
Coil						
LB2 12 VDC		LC4 24 VDC				
RC4 24 VAC		SB5 115 VAC				
TD0 230 VAC						

Other types on request

Product code	Socket	Retainer	Marking tag	Module	Relay	Coil	Part Number
PT2S7LB2	PT78720	PT17016	PT17040	PTML0024	PT270012	12VDC	7-1415074-1
PT2S7LC4					PT270024	24VDC	8-1415074-1
PT2S7RC4				PTMV0524	PT270R24	24VAC	5-1418074-1
PT2S7SB5				PTMV0615	PT270S15	115VAC	2-1415366-1
PT2S7TD0				PTMV0730	PT270T30	230VAC	6-1415074-1
PT3S7LB2	PT78730			PTML0024	PT370012	12VDC	1-1415075-1
PT3S7LC4					PT370024	24VDC	2-1415075-1
PT3S7RC4				PTMV0524	PT370R24	24VAC	9-1415074-1
PT3S7SB5				PTMV0615	PT370S15	115VAC	1-1415366-1
PT3S7TD0				PTMV0730	PT370T30	230VAC	1415075-1
PT5S7LB2	PT78740			PTML0024	PT570012	12VDC	9-1415075-1
PT5S7LC4					PT570024	24VDC	1415076-1
PT5S7RC4				PTMV0524	PT570R24	24VAC	7-1415075-1
PT5S7SB5				PTMV0615	PT570S15	115VAC	1415366-1
PT5S7TD0				PTMV0730	PT570T30	230VAC	8-1415075-1
PT5S8LB2				PTML0024	PT580012	12VDC	5-1415075-1
PT5S8LC4					PT580024	24VDC	6-1415075-1
PT5S8RC4				PTMV0524	PT580R24	24VAC	3-1415075-1
PT5S8TD0				PTMV0730	PT580T30	230VAC	4-1415075-1
PT2L7LB2	PT78722	PT17021		PTML0024	PT270012	12VDC	8-1415534-7
PT2L7LC4					PT270024	24VDC	8-1415534-9
PT2L7RC4				PTMV0524	PT270R24	24VAC	9-1415534-0
PT2L7SB5				PTMV0615	PT270S15	115VAC	9-1415534-2
PT2L7TD0				PTMV0730	PT270T30	230VAC	9-1415534-4
PT5L7LB2	PT78742			PTML0024	PT570012	12VDC	1415535-7
PT5L7LC4					PT570024	24VDC	1415535-9
PT5L7RC4				PTMV0524	PT570R24	24VAC	1-1415535-1
PT5L7SB5				PTMV0615	PT570S15	115VAC	1-1415535-3
PT5L7TD0				PTMV0730	PT570T30	230VAC	1-1415535-5
PT5L8LB2				PTML0024	PT580012	12VDC	1-1415535-7
PT5L8LC4					PT580024	24VDC	1-1415535-8
PT5L8RC4				PTMV0524	PT580R24	24VAC	1-1415535-9
PT5L8TD0				PTMV0730	PT580T30	230VAC	2-1415535-0



Компания «ЭлектроПласт» предлагает заключение долгосрочных отношений при поставках импортных электронных компонентов на взаимовыгодных условиях!

Наши преимущества:

- Оперативные поставки широкого спектра электронных компонентов отечественного и импортного производства напрямую от производителей и с крупнейших мировых складов;
- Поставка более 17-ти миллионов наименований электронных компонентов;
- Поставка сложных, дефицитных, либо снятых с производства позиций;
- Оперативные сроки поставки под заказ (от 5 рабочих дней);
- Экспресс доставка в любую точку России;
- Техническая поддержка проекта, помощь в подборе аналогов, поставка прототипов;
- Система менеджмента качества сертифицирована по Международному стандарту ISO 9001;
- Лицензия ФСБ на осуществление работ с использованием сведений, составляющих государственную тайну;
- Поставка специализированных компонентов (Xilinx, Altera, Analog Devices, Intersil, Interpoint, Microsemi, Aeroflex, Peregrine, Syfer, Eurofarad, Texas Instrument, Miteq, Cobham, E2V, MA-COM, Hittite, Mini-Circuits, General Dynamics и др.);

Помимо этого, одним из направлений компании «ЭлектроПласт» является направление «Источники питания». Мы предлагаем Вам помощь Конструкторского отдела:

- Подбор оптимального решения, техническое обоснование при выборе компонента;
- Подбор аналогов;
- Консультации по применению компонента;
- Поставка образцов и прототипов;
- Техническая поддержка проекта;
- Защита от снятия компонента с производства.



Как с нами связаться

Телефон: 8 (812) 309 58 32 (многоканальный)

Факс: 8 (812) 320-02-42

Электронная почта: org@eplast1.ru

Адрес: 198099, г. Санкт-Петербург, ул. Калинина, дом 2, корпус 4, литера А.