



## DP86

### SPECIFICATIONS

- ◆ 316L SS
- ◆ Wet/Wet Differential
- ◆ Low Pressure

The DP86 differential pressure sensor is a double-sided, media compatible, piezoresistive silicon pressure sensor packaged in a 316L stainless steel housing. The DP86 is designed for o-ring mounting. The sensing package utilizes silicone oil to transfer pressure from the two 316L stainless steel diaphragms to a single sensing element.

The DP86 is designed for high performance, low pressure applications where differential pressure measurement is required. The stainless steel package makes it suitable for use in liquids and corrosive environments.

Please refer to the DP86 uncompensated, non-silicone oil, constant current and constant voltage (fittings and cable design) for more information on different features of the DP86.

## FEATURES

- O-Ring Mount
- Up to -40°C to +125°C Operating Range
- Up to ±0.1% Pressure Non Linearity
- Solid State Reliability
- Low Pressure

## APPLICATIONS

- Level Controls
- Tank Level Measurement
- OEM Equipment
- Corrosive Fluids and Gas Measurement Systems
- Flow Measurements

## STANDARD RANGES

Range	psid
0 to 1	*
0 to 5	*
0 to 15	*
0 to 30	*
0 to 50	*
0 to 100	*
0 to 300	*
0 to 500	*

## PERFORMANCE SPECIFICATIONS

Supply Current: 1.5mA

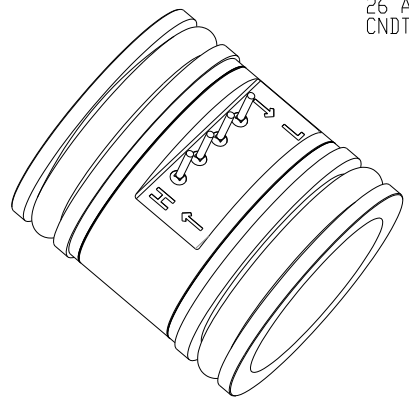
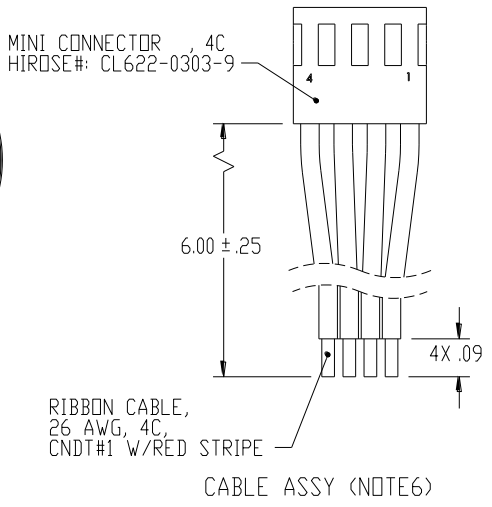
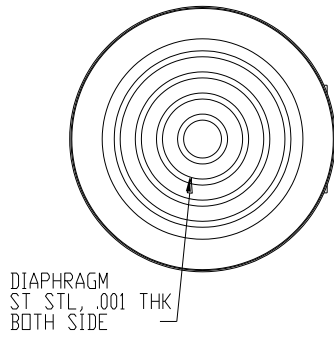
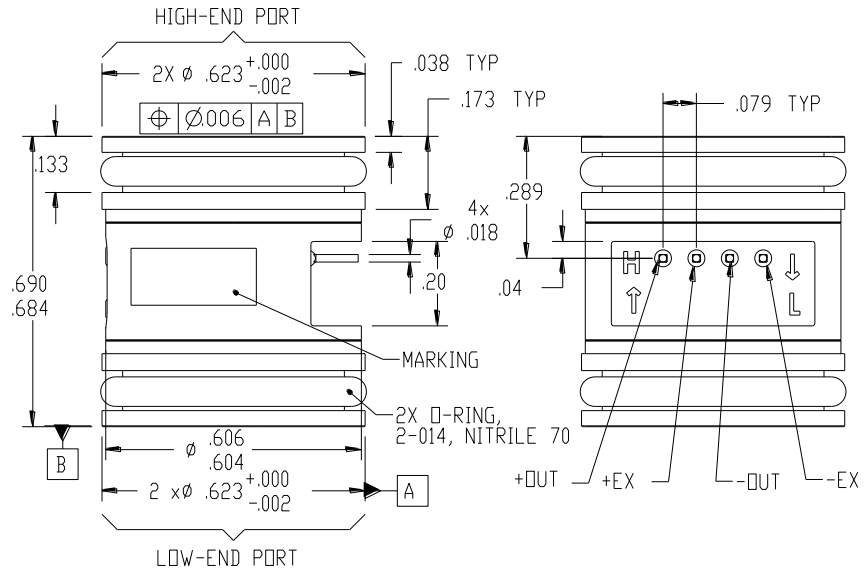
Ambient Temperature: 25°C (unless otherwise specified)

PARAMETERS	001PSI			005PSI			≥015PSI			UNITS	NOTES
	MIN	TYP	MAX	MIN	TYP	MAX	MIN	TYP	MAX		
Sensitivity	9.0		20.0	12.5	19.5	26.5	13.2	20	26.5	mV/V@FS	
Zero Pressure Output	-4.0		8.0	-6.0		8.0	-6.0		8.0	mV/V	1
Pressure Non Linearity	-0.30		0.30	-0.20		0.20	-0.10		0.10	%Span	2
Pressure Hysteresis	-0.10		0.10	-0.10		0.10	-0.05		0.05	%Span	
Input/Output Resistance	4400		6200	3.8K	4400	5800	3800	4400	5800	Ω	
Temp. Coefficient – Span	-3300	-2800	-2300	-1650	-1250	-1000	-1450	-1250	-1000	ppm/°C	3
Temp. Coefficient – Offset		1			1			1		uV/V/°C	3
Temp. Coefficient – Resistance	2600	3200	3500	1300	1510	1750	1300	1510	1750	ppm/°C	3
Thermal Hysteresis – Span	-0.25		0.25	-0.25		0.25	-0.25		0.25	%Span	3
Thermal Hysteresis – Offset	-0.25		0.25	-0.25		0.25	-0.25		0.25	%Span	3
Line (Common Mode) Pressure			1000			1000			1000	psi	
Line Pressure Effect on Zero			4.0			0.8			0.5	%Span/1Kpsi	
Pressure Overload			10X			3X			3X	Rated	4
Pressure Burst			12X			4X			4X	Rated	5
Operating Temperature	-40		+85	-40		+125	-40		+125	°C	6
Storage Temperature	-40		+125	-40		+125	-40		+125	°C	6
Vibration (10~2000Hz)			20			20			20	g	
Insulation Resistance (50Vdc)	50			50			50			MΩ	7
Output Load Resistance	5			5			5			MΩ	8
Supply Voltage		5.0	12.0		5.0	9.5		5	9.5	V	
Supply Current			2.0			1.5			1.5	mA	
Voltage Breakdown			500			500			500	Vrms	9
Endurance (FS @ 25°C)					1,000,000					Cycles	
Media Compatibility – Pressure Port	All fluids and gases compatible with 316L Stainless Steel & Nitrile										

### Notes

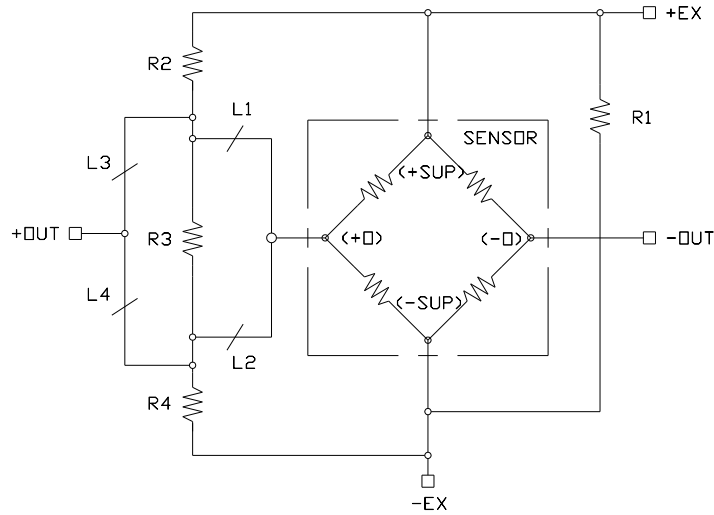
1. Measured at ambient.
2. Best fit straight line
3. Over the temperature range -20°C to +85°C (0°C to 50°C for 1psi, 0°C to 70°C for 5psi) with respect to 25°C.
4. For high-end port, rated or 1000psi whichever is less; for low-end port, rated or 150psi whichever is less. The maximum pressure that can be applied without changing the transducer's performance or accuracy.
5. The maximum pressure that can be applied to a transducer without rupture of either the sensing element or transducer.
6. Temperature range for for cable and connector is -20°C to +105°C.
7. Between case and sensing element.
8. Load resistance to reduce measurement errors due to output loading.
9. At dry air.
10. Direct mechanical contact with diaphragm is prohibited. Diaphragm surface must remain free of defects (scratches, punctures, fingerprints, etc.) for device to operate properly. Caution is advised when handling parts with exposed diaphragms. Use protective cap whenever devices are not in use.

DIMENSIONS



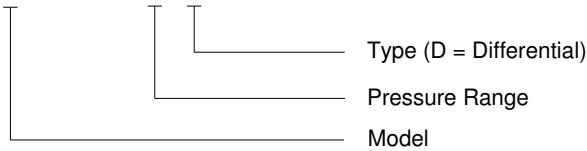
## COMPENSATION SCHEMATIC

(Sensors can be compensated using the schematic to get improved performance. A calibration data sheet is included with each unit that provides measured values along with resistor values that will achieve the calculated compensated performance.)



## ORDERING INFORMATION

### DP86 - 015D



#### NORTH AMERICA

Measurement Specialties, Inc.,  
a TE Connectivity Company  
Tel: 800-522-6752  
Email: [customercare.frmt@te.com](mailto:customercare.frmt@te.com)

#### EUROPE

Measurement Specialties (Europe), Ltd.,  
a TE Connectivity Company  
Tel: 800-440-5100  
Email: [customercare.lcsb@te.com](mailto:customercare.lcsb@te.com)

#### ASIA

Measurement Specialties (China), Ltd.,  
a TE Connectivity Company  
Tel: 0400-820-6015  
Email: [customercare.shzn@te.com](mailto:customercare.shzn@te.com)

#### [TE.com/sensorsolutions](http://TE.com/sensorsolutions)

Measurement Specialties, Inc., a TE Connectivity company.

Measurement Specialties, TE Connectivity, TE Connectivity (logo) and EVERY CONNECTION COUNTS are trademarks. All other logos, products and/or company names referred to herein might be trademarks of their respective owners.

The information given herein, including drawings, illustrations and schematics which are intended for illustration purposes only, is believed to be reliable. However, TE Connectivity makes no warranties as to its accuracy or completeness and disclaims any liability in connection with its use. TE Connectivity's obligations shall only be as set forth in TE Connectivity's Standard Terms and Conditions of Sale for this product and in no case will TE Connectivity be liable for any incidental, indirect or consequential damages arising out of the sale, resale, use or misuse of the product. Users of TE Connectivity products should make their own evaluation to determine the suitability of each such product for the specific application.

© 2015 TE Connectivity Ltd. family of companies All Rights Reserved.



Компания «ЭлектроПласт» предлагает заключение долгосрочных отношений при поставках импортных электронных компонентов на взаимовыгодных условиях!

Наши преимущества:

- Оперативные поставки широкого спектра электронных компонентов отечественного и импортного производства напрямую от производителей и с крупнейших мировых складов;
- Поставка более 17-ти миллионов наименований электронных компонентов;
- Поставка сложных, дефицитных, либо снятых с производства позиций;
- Оперативные сроки поставки под заказ (от 5 рабочих дней);
- Экспресс доставка в любую точку России;
- Техническая поддержка проекта, помощь в подборе аналогов, поставка прототипов;
- Система менеджмента качества сертифицирована по Международному стандарту ISO 9001;
- Лицензия ФСБ на осуществление работ с использованием сведений, составляющих государственную тайну;
- Поставка специализированных компонентов (Xilinx, Altera, Analog Devices, Intersil, Interpoint, Microsemi, Aeroflex, Peregrine, Syfer, Eurofarad, Texas Instrument, Miteq, Cobham, E2V, MA-COM, Hittite, Mini-Circuits, General Dynamics и др.);

Помимо этого, одним из направлений компании «ЭлектроПласт» является направление «Источники питания». Мы предлагаем Вам помощь Конструкторского отдела:

- Подбор оптимального решения, техническое обоснование при выборе компонента;
- Подбор аналогов;
- Консультации по применению компонента;
- Поставка образцов и прототипов;
- Техническая поддержка проекта;
- Защита от снятия компонента с производства.



#### Как с нами связаться

**Телефон:** 8 (812) 309 58 32 (многоканальный)

**Факс:** 8 (812) 320-02-42

**Электронная почта:** [org@eplast1.ru](mailto:org@eplast1.ru)

**Адрес:** 198099, г. Санкт-Петербург, ул. Калинина, дом 2, корпус 4, литера А.