



Micro Commercial Components

Micro Commercial Components
20736 Marilla Street Chatsworth
CA 91311
Phone: (818) 701-4933
Fax: (818) 701-4939

MBR1550ULPS

**15 Amp
Schottky Barrier
Rectifier
50 Volts**

Features

- Halogen free available upon request by adding suffix "-HF"
- Low forward voltage drop
- Super long operating life
- Lead Free Finish/RoHS Compliant(Note 1) ("P" Suffix designates RoHS Compliant. See ordering information)
- Epoxy meets UL 94 V-0 flammability rating
- Moisture Sensitivity Level 1

Maximum Ratings

- Operating Temperature: -55°C to +150°C
- Storage Temperature: -55°C to +150°C

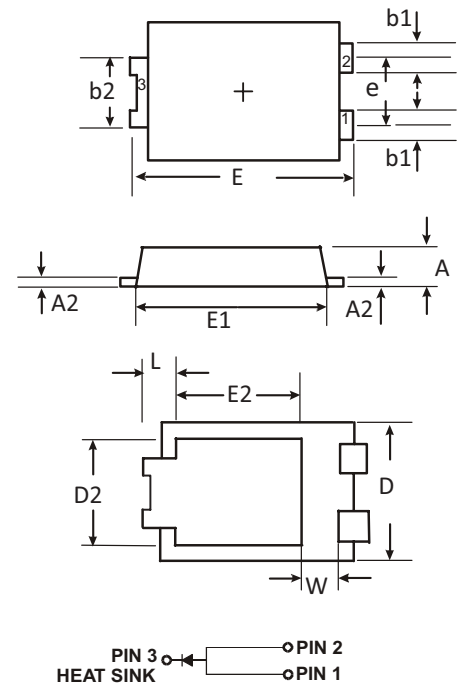
MCC Part Number	Device Marking	Maximum Recurrent Peak Reverse Voltage	Maximum RMS Voltage	Maximum DC Blocking Voltage
MBR1550ULPS	1550U	50V	35V	50V

Electrical Characteristics @ 25°C Unless Otherwise Specified

Average Forward Current	$I_{F(AV)}$	15A	$T_L = 125^\circ\text{C}$
Peak Forward Surge Current	I_{FSM}	320A	8.3ms, half sine
Maximum Forward Voltage Drop Per Element	V_F	.47V .41V	$I_F=15\text{A}; T_a=25^\circ\text{C}$ $I_F=15\text{A}; T_a=125^\circ\text{C}$
Maximum DC Reverse Current At Rated DC Blocking Voltage	I_R	0.3mA 15mA	$T_J=25^\circ\text{C}$ $T_J=100^\circ\text{C}$
Maximum thermal Resistance	R_{thJA}	73°C/W 31°C/W	(Note 2) (Note 3)

Notes: 1. High Temperature Solder Exemption Applied, see EU Directive Annex 7.
2.FR-4 PCB,2oz,Copper
3.Polyimide PCB,2oz Copper Cathode pad dimensions 18.8mmx14.4mm
Anode pad dimensions 5.6mmx14.4mm.

TO-277B



DIM	INCHES		MM		NOTE
	MIN	MAX	MIN	MAX	
A	.039	.047	1.00	1.20	
A2	.006	.017	0.15	0.43	
b1	.030	.041	0.75	1.05	
b2	.065	.077	1.65	1.95	
D	.148	.169	3.75	4.30	
D2	.110	.126	2.80	3.20	
E	.250	.264	6.35	6.70	
e	.065	.077	1.65	1.95	
E1	.207	.228	5.25	5.80	
E2	.120	.142	3.05	3.60	
L	.028	.051	0.70	1.30	
W	.031	.056	0.80	1.42	

■ Rating and characteristic curves

Fig. 1 - Forward Power Dissipation

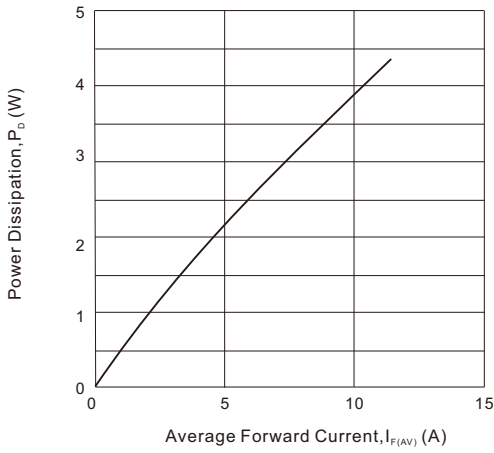


Fig. 2 - Instantaneous Forward Characteristics

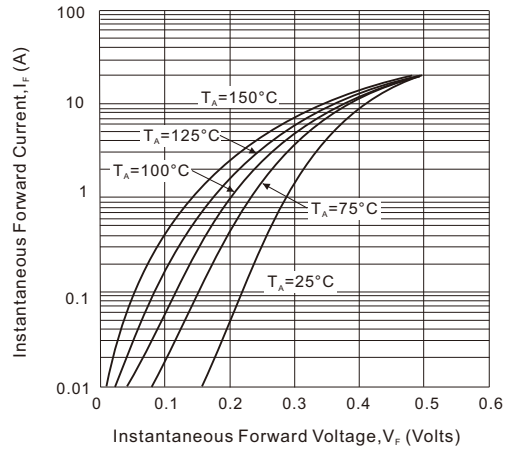


Fig. 3 - Reverse Characteristics

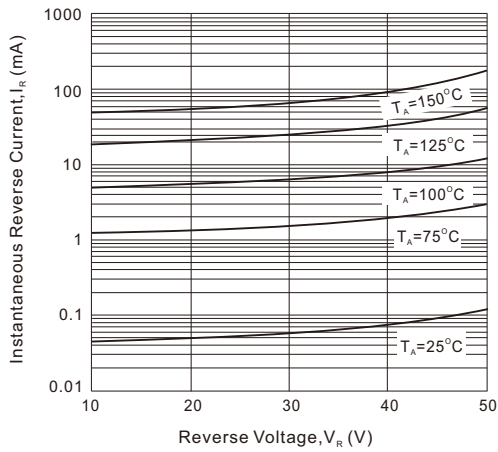


Fig. 4 - Forward Current Derating Curve

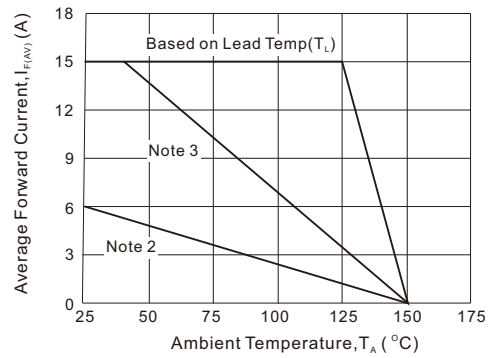


Fig. 5 - Total Capacitance VS. Reverse Voltage

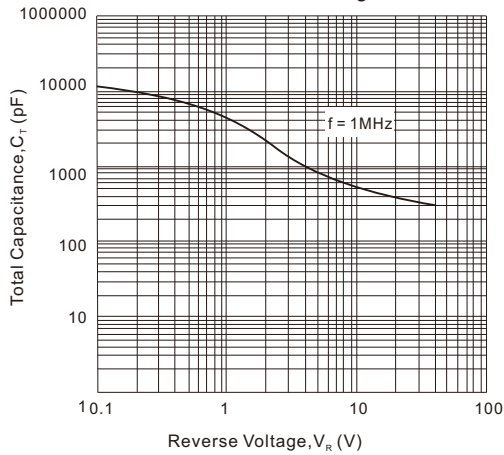
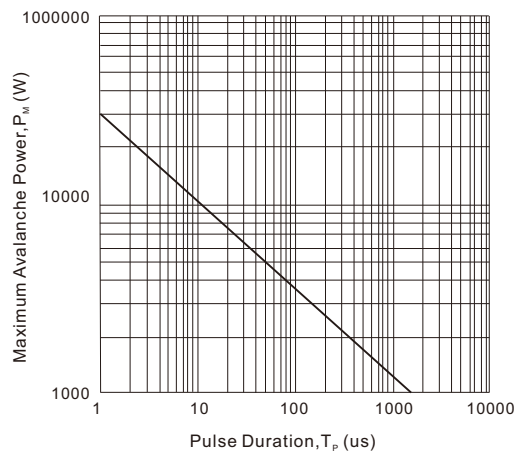


Fig. 6 - Maximum Avalanche Power Curve





Micro Commercial Components

Ordering Information

Device	Packing
Part Number-TP	Tape&Reel: 5Kpcs/Reel

Note : Adding "-HF" suffix for halogen free, eg. Part Number-TP-HF

IMPORTANT NOTICE

Micro Commercial Components Corp. reserves the right to make changes without further notice to any product herein to make corrections, modifications , enhancements , improvements , or other changes . **Micro Commercial Components Corp .** does not assume any liability arising out of the application or use of any product described herein; neither does it convey any license under its patent rights ,nor the rights of others . The user of products in such applications shall assume all risks of such use and will agree to hold **Micro Commercial Components Corp .** and all the companies whose products are represented on our website, harmless against all damages.

LIFE SUPPORT

MCC's products are not authorized for use as critical components in life support devices or systems without the express written approval of Micro Commercial Components Corporation.

CUSTOMER AWARENESS

Counterfeiting of semiconductor parts is a growing problem in the industry. Micro Commercial Components (MCC) is taking strong measures to protect ourselves and our customers from the proliferation of counterfeit parts. MCC strongly encourages customers to purchase MCC parts either directly from MCC or from Authorized MCC Distributors who are listed by country on our web page cited below. Products customers buy either from MCC directly or from Authorized MCC Distributors are genuine parts, have full traceability, meet MCC's quality standards for handling and storage. **MCC will not provide any warranty coverage or other assistance for parts bought from Unauthorized Sources.** MCC is committed to combat this global problem and encourage our customers to do their part in stopping this practice by buying direct or from authorized distributors.

www.mccsemi.com



Компания «ЭлектроПласт» предлагает заключение долгосрочных отношений при поставках импортных электронных компонентов на взаимовыгодных условиях!

Наши преимущества:

- Оперативные поставки широкого спектра электронных компонентов отечественного и импортного производства напрямую от производителей и с крупнейших мировых складов;
- Поставка более 17-ти миллионов наименований электронных компонентов;
- Поставка сложных, дефицитных, либо снятых с производства позиций;
- Оперативные сроки поставки под заказ (от 5 рабочих дней);
- Экспресс доставка в любую точку России;
- Техническая поддержка проекта, помощь в подборе аналогов, поставка прототипов;
- Система менеджмента качества сертифицирована по Международному стандарту ISO 9001;
- Лицензия ФСБ на осуществление работ с использованием сведений, составляющих государственную тайну;
- Поставка специализированных компонентов (Xilinx, Altera, Analog Devices, Intersil, Interpoint, Microsemi, Aeroflex, Peregrine, Syfer, Eurofarad, Texas Instrument, Miteq, Cobham, E2V, MA-COM, Hittite, Mini-Circuits, General Dynamics и др.);

Помимо этого, одним из направлений компании «ЭлектроПласт» является направление «Источники питания». Мы предлагаем Вам помощь Конструкторского отдела:

- Подбор оптимального решения, техническое обоснование при выборе компонента;
- Подбор аналогов;
- Консультации по применению компонента;
- Поставка образцов и прототипов;
- Техническая поддержка проекта;
- Защита от снятия компонента с производства.



Как с нами связаться

Телефон: 8 (812) 309 58 32 (многоканальный)

Факс: 8 (812) 320-02-42

Электронная почта: org@eplast1.ru

Адрес: 198099, г. Санкт-Петербург, ул. Калинина, дом 2, корпус 4, литера А.