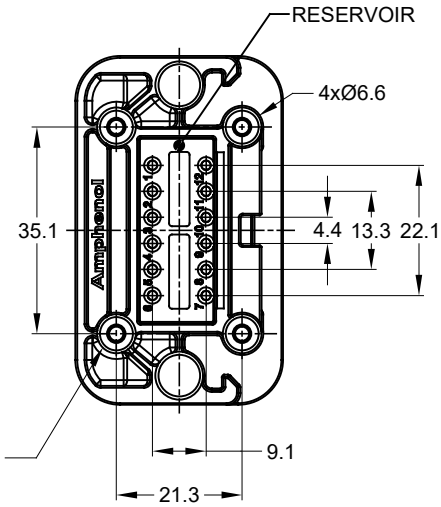
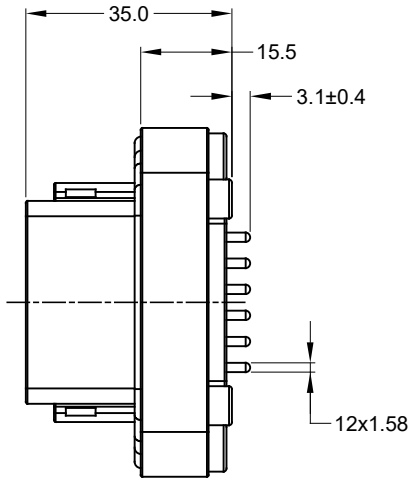
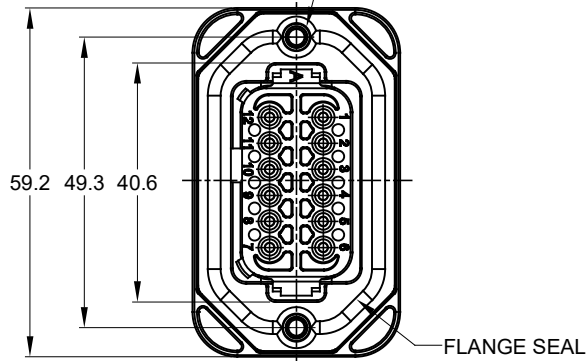
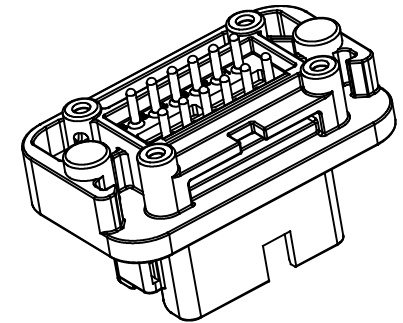


REVISIONS					
REV	ECO	DESCRIPTION	DATE	BY	APPR
A1	--	RELEASE NEW DRAWING	14/DEC/18	BROOK	TOMMY
A2	C110SS	UPDATE DRAWING	19/AUG/19	BROOK	TOMMY
A3	--	REVISED DRAWING	10JUL20	JHEAD	DH

2xØ3.10±0.12x11.18 DP
 RECOMMENDED SCREW: 6-19 [M3.63 x 1.34]
 THREAD-FORMING SCREW,
 TORQUE: 11-15 IN-LB [1.24-1.70 NM]

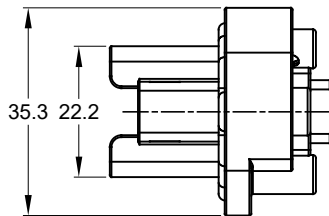


4x Ø2.79±0.12 x8.0 DP
 RECOMMENDED SCREW: 4-20 [M3.12 x 1.27]
 THREAD-FORMING SCREW,
 TORQUE: 6-10 IN-LB [0.68-1.13 NM]



NOTES: UNLESS OTHERWISE SPECIFIED

- MATERIAL:
 HOUSING: THERMOPLASTIC
 SEAL: SILICONE RUBBER
 CONTACT: COPPER ALLOY
- MODIFICATIONS: FLANGE, PCB MOUNT STRAIGHT
- SPECIFICATIONS:
 3.1 CURRENT RATING: 13 AMPS
 3.2 OPERATING TEMPERATURE: -55°C TO +125°C
 3.3 DIELECTRIC WITHSTANDING VOLTAGE: LESS THAN 2 MILLIAMPS CURRENT LEAKAGE @ 1500 VOLTS AC.
 3.4 INSULATION RESISTANCE: 1000 MEGOHMS MIN @ 25°C.
 3.5 MOISTURE RESISTANCE: IP67 (MATED CONDITION)
 3.6 MATING CYCLE DURABILITY: 100 CYCLES
 3.7 RoHS COMPLIANT
- MATING PART: AT06-12S* PLUG (* = MODIFICATIONS)
- ALL DIMENSIONS ARE FOR REFERENCE USE ONLY.
- POTTED CONNECTORS SPECIFIED FOR UP TO 5 P.S.I. APPLICATIONS.

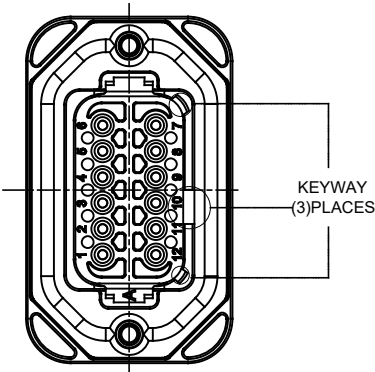


AT15-12PX-BM1X		REF : DT15-12PA-B016, DT15-12PB-B016 , DT15-12PC-B016 , DT15-12PD-B016	
QUANTITY	PART NUMBER	DESCRIPTION	ITEM
MATERIALS LIST			
UNLESS OTHERWISE SPECIFIED 1) All dimensions are in metric (mm). 2) Tolerances are as follows: 1 PL DEC ±0.30 2 PL DEC ±0.15 3 PL DEC ±0.08 3) Note reference =		SIGNATURES DATE DRAWN: BROOK DING 19/AUG/19 CHECKED: ORION LI 19/AUG/19 ENGINEER: APPROVAL: TOMMY XIE 19/AUG/19	
MATERIAL SPECIFICATIONS:		CUSTOMER:	
PROCESS SPECIFICATIONS:		THIS DRAWING IS SUPPLIED FOR INFORMATION ONLY. DESIGN FEATURES, SPECIFICATIONS AND PERFORMANCE DATA SHOWN HEREON ARE THE PROPERTY OF THE AMPHENOL CORPORATION. NO RIGHTS OF REPRODUCTION ARE IMPLIED. ALL DIMENSIONS ARE SUBJECT TO NORMAL MANUFACTURING VARIATIONS.	
NEXT ASSY:		SCALE: NONE	
		Amphenol Sine Systems - www.amphenol-sine.com 44724 Morley Drive Clinton Township, MI 48036 BOARDLOCK PCB MOUNT RECEPTACLE 12PIN ENHANCED KEY, STRAIGHT AT SERIES	
SIZE	TYPE	DWG NO.	REVISION
B	C-	AT15-12PX-BM1X	A2
SHEET 1 OF 3			

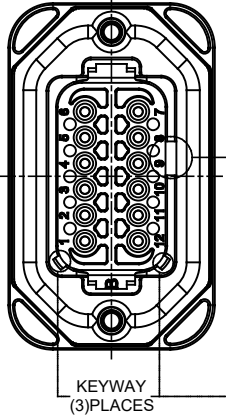
TITLE: BOARDLOCK PCB MOUNT RECEPTACLE 12PIN ENHANCED KEY STRAIGHT AT SERIES
 DWG NO.: AT15-12PX-BM1X
 REV: A2
 SH: 1
 OF: 3

REVISIONS					
REV	ECO	DESCRIPTION	DATE	BY	APPR
A1	--	RELEASE NEW DRAWING	14/DEC/18	BROOK	TOMMY
A2	C1106S	UPDATE DRAWING	19/AUG/19	BROOK	TOMMY
A3	--	REVISED DRAWING	10JUL20	JHEAD	DH

P/N AT15-12PA-BM1X
KEY-A CONFIGURATION
STANDARD COLOR: GREY



P/N AT15-12PB-BM1X
KEY-B CONFIGURATION
STANDARD COLOR: BLACK



AT15-12PA-BM1X VARIANTS		
CONTACT PLATING	POTTING OR NOT IN RESERVOIR	PART NUMBER
TIN	NO POTTING	AT15-12PA-BM16
TIN	POTTING	AT15-12PA-BM17
GOLD	NO POTTING	AT15-12PA-BM18
GOLD	POTTING	AT15-12PA-BM19

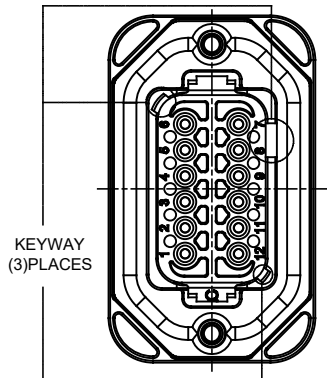
AT15-12PB-BM1X VARIANTS		
CONTACT PLATING	POTTING OR NOT IN RESERVOIR	PART NUMBER
TIN	NO POTTING	AT15-12PB-BM16
TIN	POTTING	AT15-12PB-BM17
GOLD	NO POTTING	AT15-12PB-BM18
GOLD	POTTING	AT15-12PB-BM19

AT15-12PX-BM1X		REF : DT15-12PA-B016, DT15-12PB-B016, DT15-12PC-B016, DT15-12PD-B016		
PART NUMBER		DESCRIPTION		
QUANTITY	MATERIALS LIST			ITEM
UNLESS OTHERWISE SPECIFIED	SIGNATURES	DATE	<h1>Amphenol</h1> <p>Sine Systems - www.amphenol-sine.com 44724 Morley Drive Clinton Township, MI 48036</p> <p>BOARDLOCK PCB MOUNT RECEPTACLE 12PIN ENHANCED KEY, STRAIGHT AT SERIES</p>	
1) All dimensions are in metric(mm). 2) Tolerances are as follows: 1 PL DEC ±0.30 Fractions ±1/64 2 PL DEC ±0.15 Angles ±1° 3 PL DEC ±0.08	DRAWN: BROOK.DING	19/AUG/19		
3) Note reference =	CHECKED: ORION.LI	19/AUG/19		
	ENGINEER:			
MATERIAL SPECIFICATIONS:	APPROVAL: TOMMY.XIE	19/AUG/19	<p>SIZE: B TYPE: C- DWG NO: AT15-12PX-BM1X REVISION: A2</p>	
PROCESS SPECIFICATIONS:	CUSTOMER:	<p>THIS DRAWING IS SUPPLIED FOR INFORMATION ONLY. DESIGN FEATURES, SPECIFICATIONS AND PERFORMANCE DATA SHOWN HEREON ARE THE PROPERTY OF THE AMPHENOL CORPORATION. NO RIGHTS OF REPRODUCTION ARE IMPLIED. ALL DIMENSIONS ARE SUBJECT TO NORMAL MANUFACTURING VARIATIONS.</p>		
NEXT ASSY:	SCALE: NONE		SHEET 2 OF 3	

TITLE: BOARDLOCK PCB MOUNT RECEPTACLE 12PIN ENHANCED KEY, STRAIGHT AT SERIES
DWG NO: AT15-12PX-BM1X
REV: A2
SH: 2
OF: 3

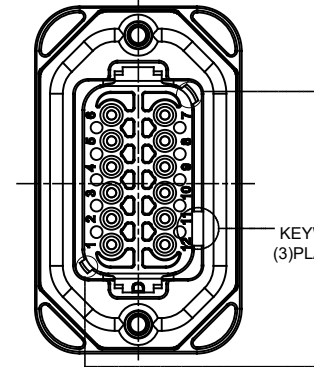
REVISIONS					
REV	ECO	DESCRIPTION	DATE	BY	APPR
A1	--	RELEASE NEW DRAWING	14/DEC/18	BROOK	TOMMY
A2	C1105S	UPDATE DRAWING	19/AUG/19	BROOK	TOMMY
A3	--	REVISED DRAWING	10JUL20	JHEAD	DH

P/N AT15-12PC-BM1X
KEY-C CONFIGURATION
STANDARD COLOR: GREEN



KEYWAY
(3)PLACES

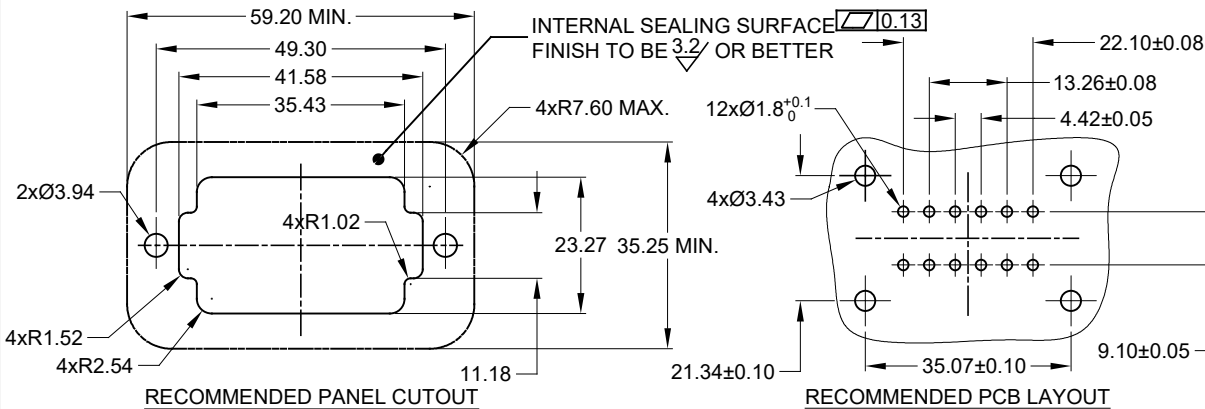
P/N AT15-12PD-BM1X
KEY-D CONFIGURATION
STANDARD COLOR: BROWN



KEYWAY
(3)PLACES

AT15-12PC-BM1X VARIANTS		
CONTACT PLATING	POTTING OR NOT IN RESERVOIR	PART NUMBER
TIN	NO POTTING	AT15-12PC-BM16
TIN	POTTING	AT15-12PC-BM17
GOLD	NO POTTING	AT15-12PC-BM18
GOLD	POTTING	AT15-12PC-BM19

AT15-12PD-BM1X VARIANTS		
CONTACT PLATING	POTTING OR NOT IN RESERVOIR	PART NUMBER
TIN	NO POTTING	AT15-12PD-BM16
TIN	POTTING	AT15-12PD-BM17
GOLD	NO POTTING	AT15-12PD-BM18
GOLD	POTTING	AT15-12PD-BM19



AT15-12PX-BM1X		REF : DT15-12PA-B016, DT15-12PB-B016, DT15-12PC-B016, DT15-12PD-B016		ITEM
PART NUMBER		DESCRIPTION		
QUANTITY		MATERIALS LIST		
UNLESS OTHERWISE SPECIFIED		SIGNATURES		DATE
1) All dimensions are in metric(mm).		DRAWN: BROOK DING		19/AUG/19
2) Tolerances are as follows:		CHECKED: ORION LI		19/AUG/19
1 PL DEC ±0.50 Fractions ±1/64		ENGINEER:		
2 PL DEC ±0.15 Angles ±1°		APPROVAL: TOMMY XIE		19/AUG/19
3 PL DEC ±0.08		CUSTOMER:		
3) Note reference =		THIS DRAWING IS SUPPLIED FOR INFORMATION ONLY. DESIGN FEATURES, SPECIFICATIONS AND PERFORMANCE DATA SHOWN HEREON ARE THE PROPERTY OF THE AMPHENOL CORPORATION. NO RIGHTS OF REPRODUCTION ARE IMPLIED. ALL DIMENSIONS ARE SUBJECT TO NORMAL MANUFACTURING VARIATIONS.		
MATERIAL SPECIFICATIONS:		Sine Systems - www.amphenol-sine.com 44724 Morley Drive Clinton Township, MI 48036		
PROCESS SPECIFICATIONS:		BOARDLOCK PCB MOUNT RECEPTACLE 12PIN ENHANCED KEY, STRAIGHT AT SERIES		
NEXT ASSY:		SIZE	TYPE	DWG NO.
		B	C-	AT15-12PX-BM1X
		SCALE	NONE	SHEET 3 OF 3

TITLE BOARDLOCK PCB MOUNT RECEPTACLE 12PIN ENHANCED KEY STRAIGHT AT SERIES DWG NO. AT15-12PX-BM1X REV A2 SH 3 OF 3



Компания «ЭлектроПласт» предлагает заключение долгосрочных отношений при поставках импортных электронных компонентов на взаимовыгодных условиях!

Наши преимущества:

- Оперативные поставки широкого спектра электронных компонентов отечественного и импортного производства напрямую от производителей и с крупнейших мировых складов;
- Поставка более 17-ти миллионов наименований электронных компонентов;
- Поставка сложных, дефицитных, либо снятых с производства позиций;
- Оперативные сроки поставки под заказ (от 5 рабочих дней);
- Экспресс доставка в любую точку России;
- Техническая поддержка проекта, помощь в подборе аналогов, поставка прототипов;
- Система менеджмента качества сертифицирована по Международному стандарту ISO 9001;
- Лицензия ФСБ на осуществление работ с использованием сведений, составляющих государственную тайну;
- Поставка специализированных компонентов (Xilinx, Altera, Analog Devices, Intersil, Interpoint, Microsemi, Aeroflex, Peregrine, Syfer, Eurofarad, Texas Instrument, Miteq, Cobham, E2V, MA-COM, Hittite, Mini-Circuits, General Dynamics и др.);

Помимо этого, одним из направлений компании «ЭлектроПласт» является направление «Источники питания». Мы предлагаем Вам помощь Конструкторского отдела:

- Подбор оптимального решения, техническое обоснование при выборе компонента;
- Подбор аналогов;
- Консультации по применению компонента;
- Поставка образцов и прототипов;
- Техническая поддержка проекта;
- Защита от снятия компонента с производства.



Как с нами связаться

Телефон: 8 (812) 309 58 32 (многоканальный)

Факс: 8 (812) 320-02-42

Электронная почта: org@eplast1.ru

Адрес: 198099, г. Санкт-Петербург, ул. Калинина, дом 2, корпус 4, литера А.