

MATERIAL (RoHS COMPLIANT):

CAGE:
COPPER ALLOY

PLATING:(SEE PART NUMBER FOR OPTION)

OPTION1:100μ" [2.54 μm] MIN. BRIGHT TIN PLATING OVER 50 μ" (1.27 μm) MIN. NICKEL UNDER PLATING. (BRIGHT TIN SOLDER TEMPERATURE 230°C MAX.).

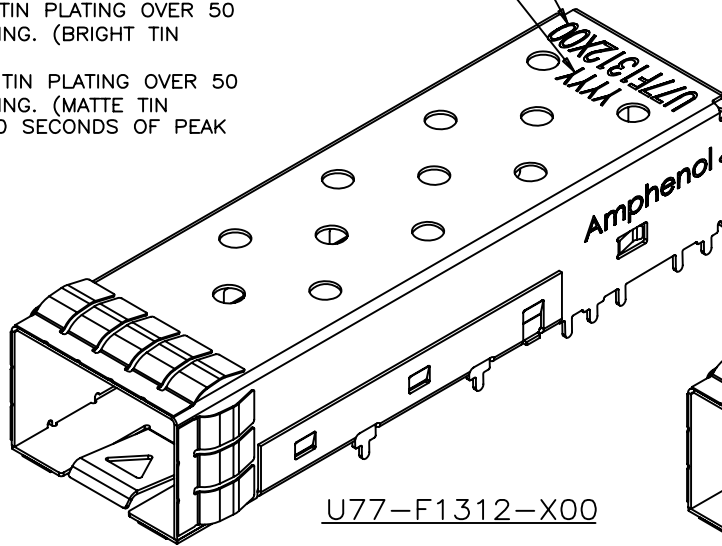
OPTION3: 100μ" [2.54 μm] MIN. MATTE TIN PLATING OVER 50 μ" (1.27 μm) MIN. NICKEL UNDER PLATING. (MATTE TIN SOLDER TEMPERATURE 245°C MAX. IN 10 SECONDS OF PEAK TIME,)

PACKAGING:
TAPE AND REEL OR TRAY PACKAGING.

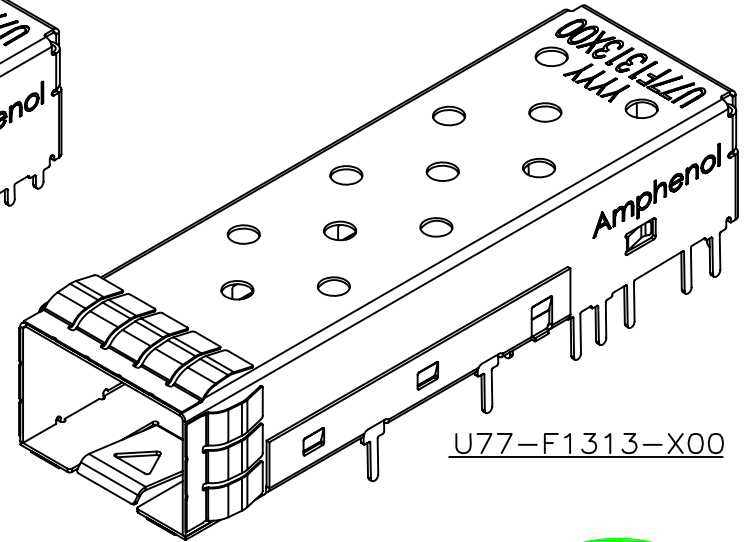
TEMPERATURE RANGE:
-40°C TO +85°C

PART NUMBER
(P/N DOES NOT INCLUDE
PACKAGING TYPE)

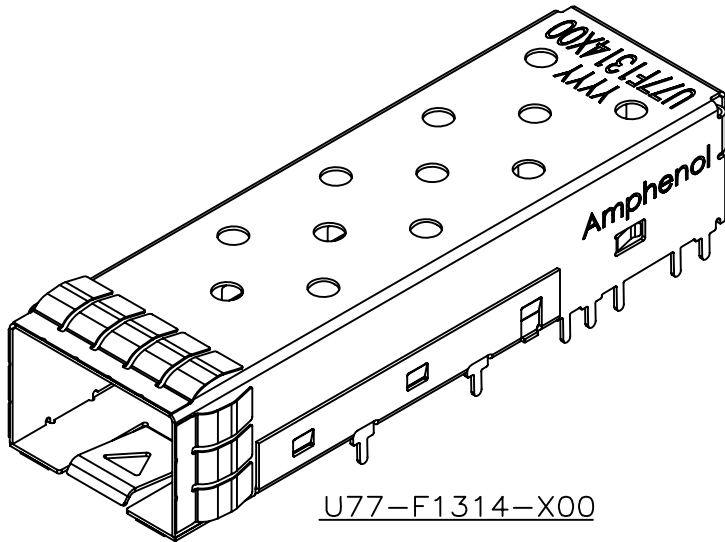
DATE CODE



U77-F1312-X00



U77-F1313-X00



U77-F1314-X00

REVISIONS				
SYM	ZONE	ECN, ERN NO.	DATE	APPRD.
A		UPDATED	OCT22/07	
B		UPDATED	JUL30/10	



AMPHENOL PART NUMBER CONFIGURATION

U77 - F 1 3 1 X - X 0 0 X

SOLDER TAIL HEIGHT

- 2 = 1.2 mm (20 SOLDER PINS)
- 3 = 3.2 mm (20 SOLDER PINS)
- 4 = 1.8 mm (20 SOLDER PINS)

PLATING

- 1 = BRIGHT TIN PLATING
- 3 = MATTE TIN PLATING

PACKAGING

- 1 = TRAY PACKAGING
(SEE PAGE 5 FOR DETAILS)
- T = TAPE & REEL PACKAGING
(STANDARD CAGE ORIENTATION)
(SEE PAGE 6 FOR DETAILS)

DRAWN	J.SI	DATE	OCT22/07
DESIGNED	J.SI	DATE	OCT22/07
CHECKED	X		
DWG. APPRD.			
ENG. REL. NO.			
REF.	X		
DIMENSIONS ARE IN	CODE ID. NO.		
INCHES [mm]	03554		

Amphenol Canada Corp.

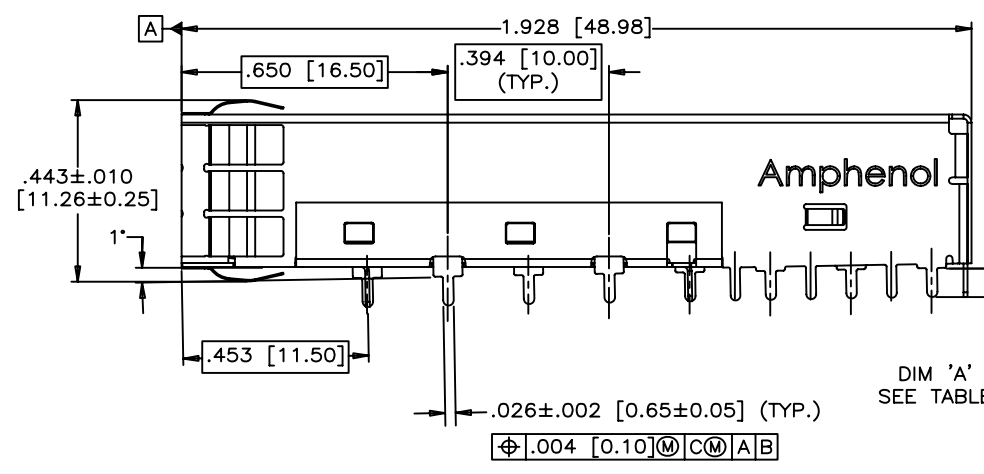
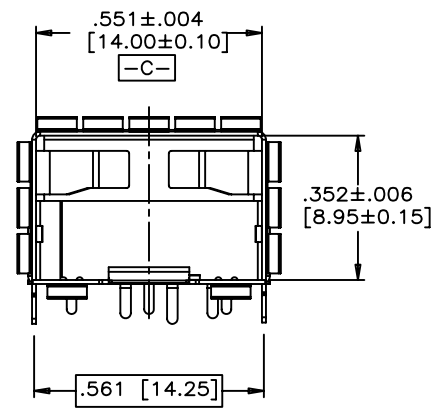
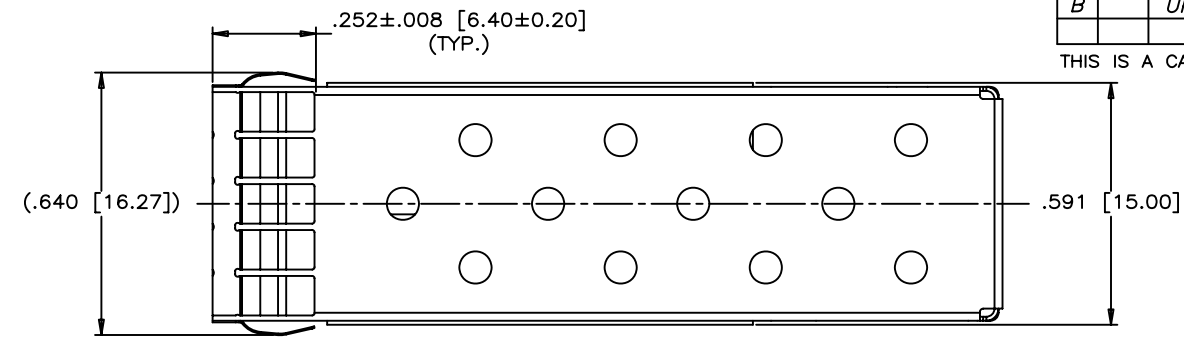
TITLE
SFP-IPF SINGLE CAGE FOR PCI APPLICATION
WITH 20 SOLDER PINS

DWG	DRAWING NO.	REV.
A	P-U77-F131X-X00X	B
SCALE	2:1	WT. _____ SURF. _____ SHEET 1 OF 4

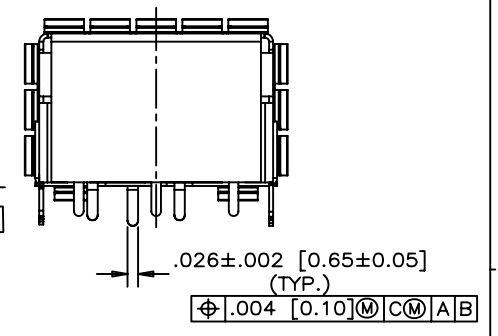
THIS DOCUMENT CONTAINS PROPRIETARY INFORMATION AND SUCH INFORMATION MAY NOT BE DISCLOSED TO OTHERS FOR ANY PURPOSE OR USED FOR MANUFACTURING PURPOSES WITHOUT WRITTEN PERMISSION FROM AMPHENOL CANADA CORP.

REVISIONS				
SYM	ZONE	ECN, ERN NO.	DATE	APPRD.
A		PROPOSAL	OCT22/07	
B		UPDATED	JUL30/10	

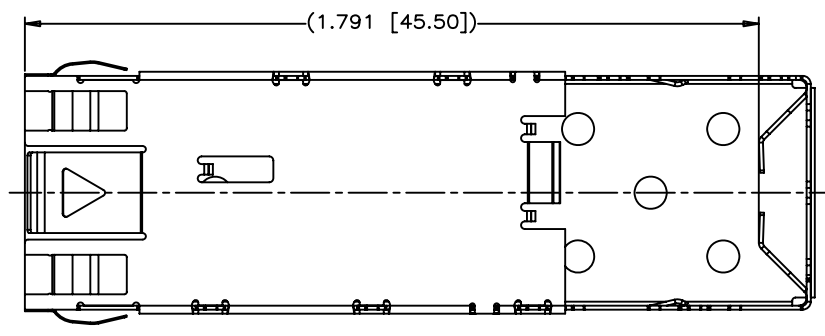
THIS IS A CAD DRAWING. DO NOT MANUALLY REVISE.



Amphenol



DIM 'A' SEE TABLE



TABLE

PART NUMBER	SOLDER TAIL HEIGHT DIM 'A' (mm)
U77-F1312-X00X	1.20
U77-F1313-X00X	3.20
U77-F1314-X00X	1.80

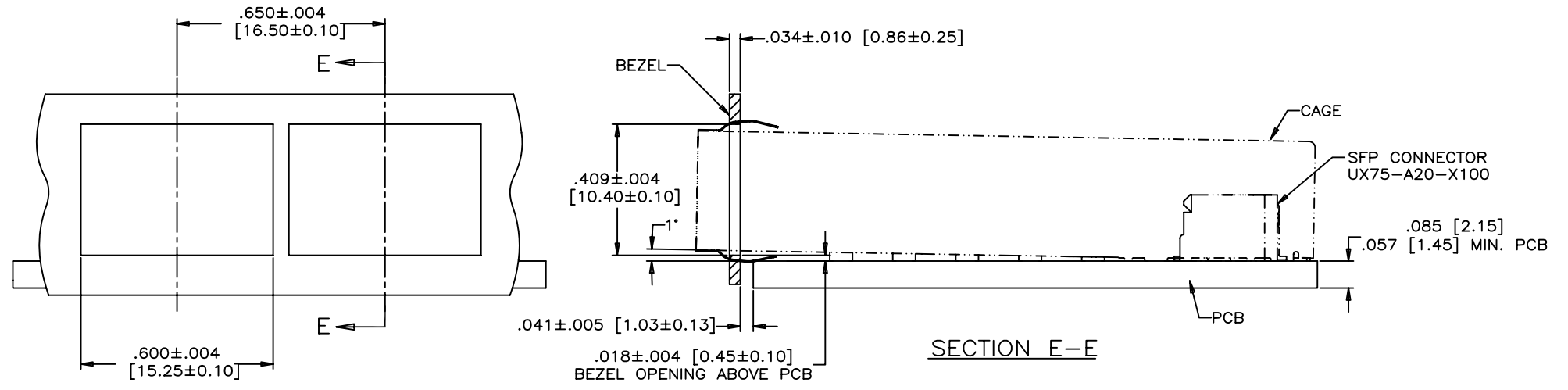
DRAWN	J.SI	DATE	OCT22/07
DESIGNED	J.SI	DATE	OCT22/07
CHECKED	X		
DWG. APPRD.			
ENG. REL. NO.			
REF.	X		
DIMENSIONS ARE IN	CODE ID. NO.		
INCHES [mm]	03554		

Amphenol Canada Corp.		
TITLE SFP-IPF SINGLE CAGE FOR PCI APPLICATION WITH 20 SOLDER PINS		
DWG	DRAWING NO.	REV.
A	P-U77-F131X-X00X	B
SCALE	WT.	SURF.
2:1		
SHEET 2 OF 4		

THIS DOCUMENT CONTAINS PROPRIETARY INFORMATION AND SUCH INFORMATION MAY NOT BE DISCLOSED TO OTHERS FOR ANY PURPOSE OR USED FOR MANUFACTURING PURPOSES WITHOUT WRITTEN PERMISSION FROM AMPHENOL CANADA CORP.

REVISIONS				
SYM	ZONE	ECN, ERN NO.	DATE	APPRD.
A		PROPOSAL	OCT22/07	
B		UPDATED	JUL30/10	

THIS IS A CAD DRAWING. DO NOT MANUALLY REVISE.



RECOMMENDED BEZEL DESIGN
(ONE SIDE CAGE MOUNTING)

SECTION E-E

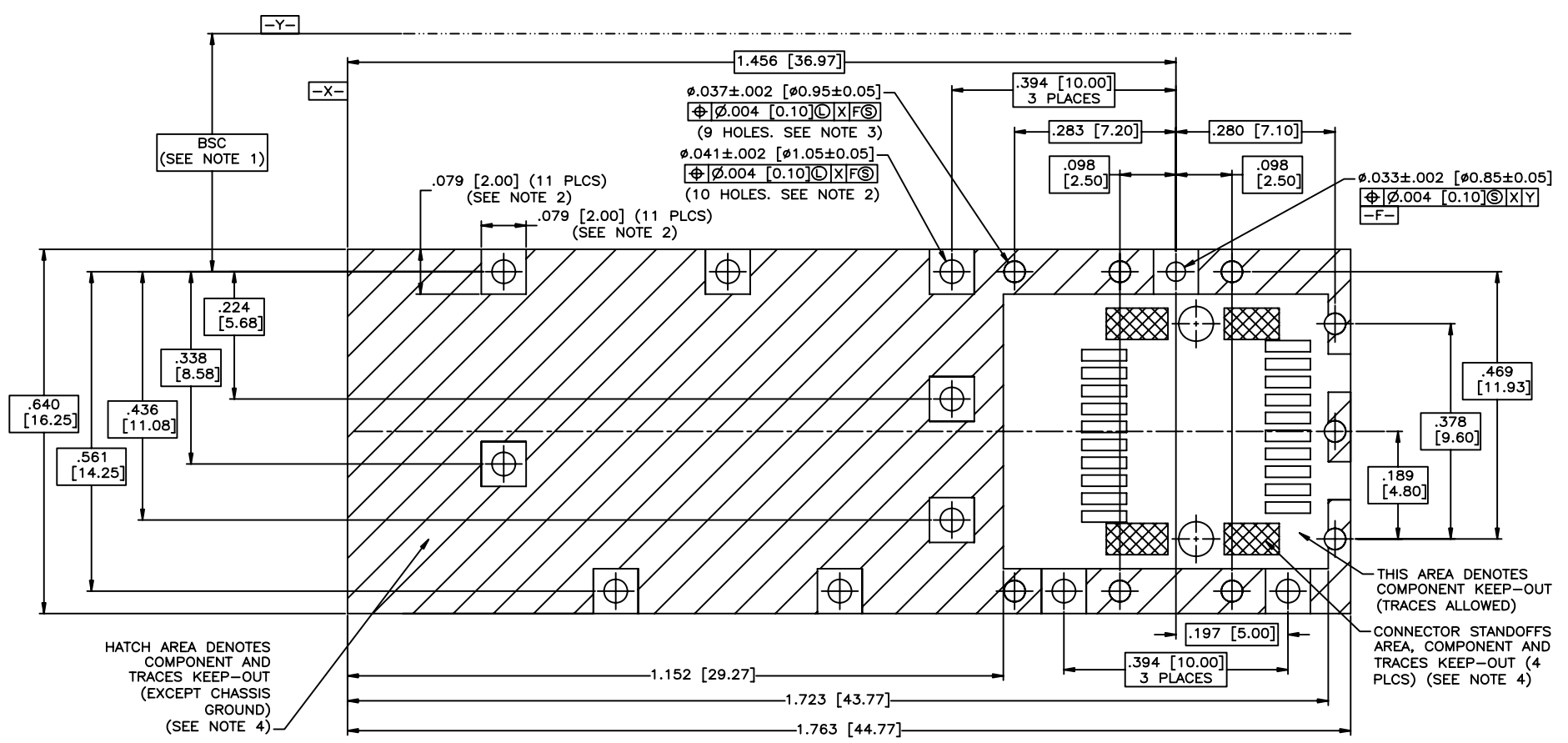

THIS DOCUMENT CONTAINS PROPRIETARY INFORMATION AND SUCH INFORMATION MAY NOT BE DISCLOSED TO OTHERS FOR ANY PURPOSE OR USED FOR MANUFACTURING PURPOSES WITHOUT WRITTEN PERMISSION FROM AMPHENOL CANADA CORP.

DRAWN	J.SI	DATE	OCT22/07	Amphenol Canada Corp.	
DESIGNED	J.SI	DATE	OCT22/07		
CHECKED	X		X		
DWG. APPRD.					
ENG. REL. NO.		TITLE		SFP-IPF SINGLE CAGE FOR PCI APPLICATION WITH 20 SOLDER PINS	
REF.	X	DWG.	A	DRAWING NO.	P-U77-F131X-X00X
DIMENSIONS ARE IN INCHES [mm]		CODE ID. NO.	03554	SCALE	2:1
		WT.		SURF.	
				SHEET	3 OF 4

- NOTES:
 1. DATUM AND BASIC DIMENSIONS ESTABLISHED BY CUSTOMER
 2. PADS AND VIAS ARE CHASSIS GROUND, 11 PLACES.
 3. THRU HOLES, PLATING OPTIONAL.
 4. SEE DRAWINGS P-U75-A20-X000X FOR CONNECTOR PCB LAYOUT.

REVISIONS				
SYM	ZONE	ECN, ERN NO.	DATE	APPRD.
A		PROPOSAL	OCT22/07	
B		UPDATED	JUL30/10	

THIS IS A CAD DRAWING. DO NOT MANUALLY REVISE.



HATCH AREA DENOTES COMPONENT AND TRACES KEEP-OUT (EXCEPT CHASSIS GROUND) (SEE NOTE 4)

THIS AREA DENOTES COMPONENT KEEP-OUT (TRACES ALLOWED)
 CONNECTOR STANDOFFS AREA, COMPONENT AND TRACES KEEP-OUT (4 PLCS) (SEE NOTE 4)

RECOMMENDED SFP HOST BOARD LAYOUT
 (ONE SIDE CAGE MOUNTING)
 (SCALE 4:1)

DRAWN	J.SI	DATE	OCT22/07
DESIGNED	J.SI	DATE	OCT22/07
CHECKED	X		
DWG. APPRD.			
ENG. REL. NO.			
REF.	X		
DIMENSIONS ARE IN	INCHES [mm]	CODE ID. NO.	03554

Amphenol Canada Corp.		
TITLE SFP-IPF SINGLE CAGE FOR PCI APPLICATION WITH 20 SOLDER PINS		
DWG	DRAWING NO.	REV.
A	P-U77-F131X-X00X	B
SCALE	2:1	SHEET 4 OF 4

THIS DOCUMENT CONTAINS PROPRIETARY INFORMATION AND SUCH INFORMATION MAY NOT BE DISCLOSED TO OTHERS FOR ANY PURPOSE OR USED FOR MANUFACTURING PURPOSES WITHOUT WRITTEN PERMISSION FROM AMPHENOL CANADA CORP.



Компания «ЭлектроПласт» предлагает заключение долгосрочных отношений при поставках импортных электронных компонентов на взаимовыгодных условиях!

Наши преимущества:

- Оперативные поставки широкого спектра электронных компонентов отечественного и импортного производства напрямую от производителей и с крупнейших мировых складов;
- Поставка более 17-ти миллионов наименований электронных компонентов;
- Поставка сложных, дефицитных, либо снятых с производства позиций;
- Оперативные сроки поставки под заказ (от 5 рабочих дней);
- Экспресс доставка в любую точку России;
- Техническая поддержка проекта, помощь в подборе аналогов, поставка прототипов;
- Система менеджмента качества сертифицирована по Международному стандарту ISO 9001;
- Лицензия ФСБ на осуществление работ с использованием сведений, составляющих государственную тайну;
- Поставка специализированных компонентов (Xilinx, Altera, Analog Devices, Intersil, Interpoint, Microsemi, Aeroflex, Peregrine, Syfer, Eurofarad, Texas Instrument, Miteq, Cobham, E2V, MA-COM, Hittite, Mini-Circuits, General Dynamics и др.);

Помимо этого, одним из направлений компании «ЭлектроПласт» является направление «Источники питания». Мы предлагаем Вам помощь Конструкторского отдела:

- Подбор оптимального решения, техническое обоснование при выборе компонента;
- Подбор аналогов;
- Консультации по применению компонента;
- Поставка образцов и прототипов;
- Техническая поддержка проекта;
- Защита от снятия компонента с производства.



Как с нами связаться

Телефон: 8 (812) 309 58 32 (многоканальный)

Факс: 8 (812) 320-02-42

Электронная почта: org@eplast1.ru

Адрес: 198099, г. Санкт-Петербург, ул. Калинина, дом 2, корпус 4, литера А.