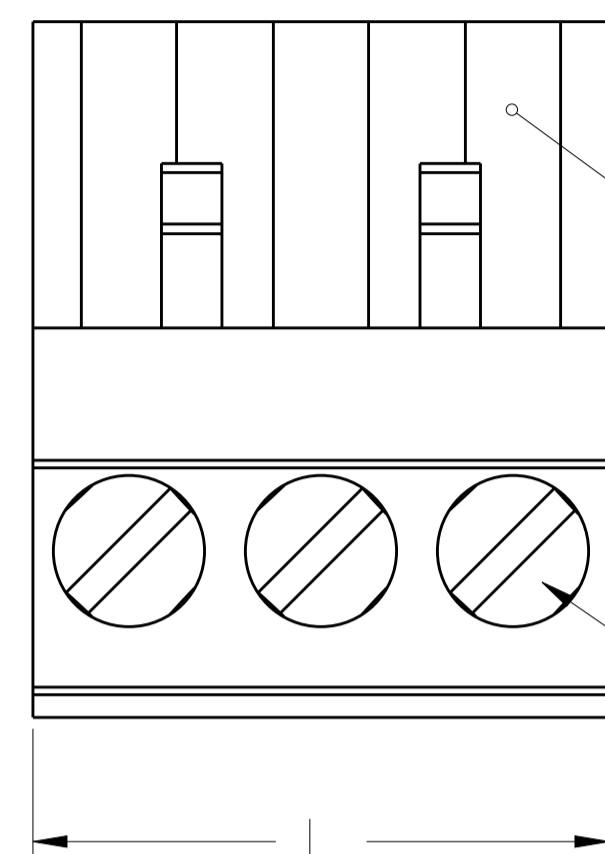
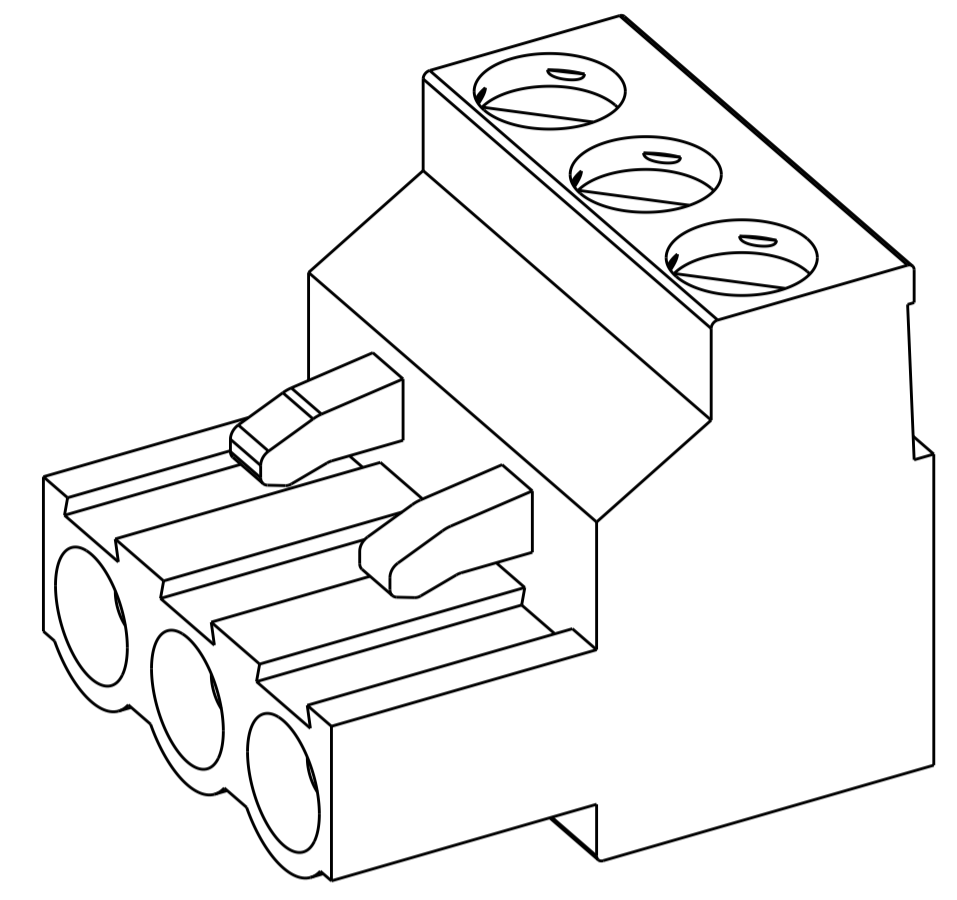


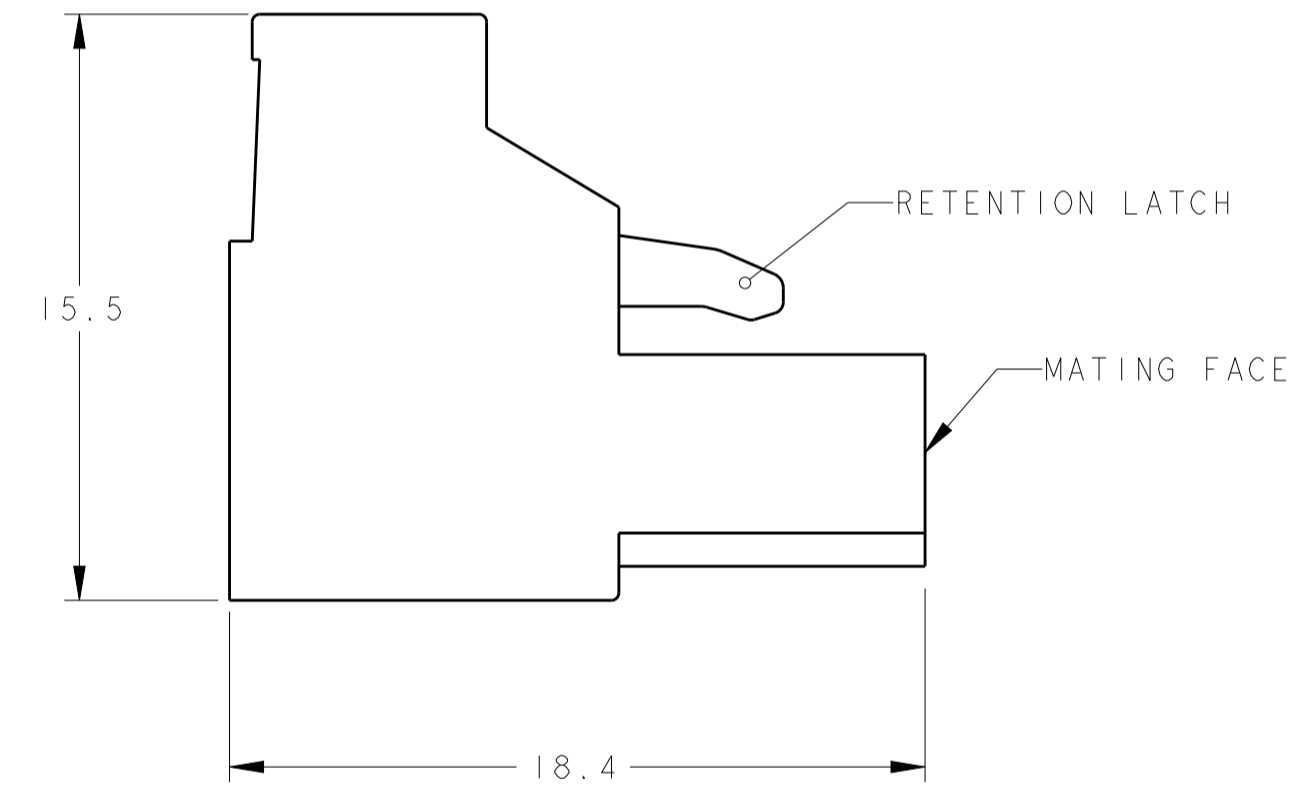
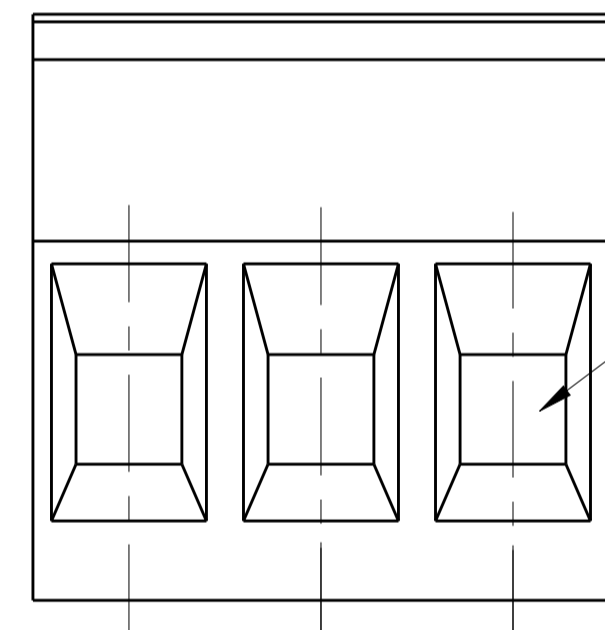
LOC		DIST		REVISIONS			
FT	0	P	LTN	DESCRIPTION	DATE	OWN	APVD
		R11		DETAIL S CORRECTED-SHEET 2	01DEC2014	PS	JK



POLARIZATION KEY SLOT  
 CLAMPING SCREW



796634-3 AS SHOWN



2.54 REF 2 PLC  
 5.08±0.08 TYP

- ⚠ MATERIALS AND FINISH:  
 HOUSING: PA 6-6, UL 94-V0, COLOR:GREEN.  
 CLAMP: BRASS, PLATING: SEE TABLE.  
 DOUBLE SIDE CONTACT SPRING: PHOSPHOR BRONZE, PLATING: SEE TABLE.  
 CLAMPING SCREW: M3, BRASS, NICKEL PLATED.
- END-TO-END STACKABLE WITHOUT LOSS OF CENTERLINE SPACING.
  - WIRE SIZE RANGE: 12-30 AWG.
  - RECOGNIZED UNDER THE COMPONENT PROGRAM OF UNDERWRITERS LABORATORIES INC. FILE N° E60677.
  - IMQ CERTIFICATE WITH SURVEILLANCE IN CONFORMITY WITH IEC 998-1/998-2-1.
- ⚠ NOT CUMULATIVE TOLERANCE
- ⑦ INK MARKING, WHITE COLOR
- ⑧ INK MARKING, BLACK COLOR
- ⑨ NUMERICAL SEQUENCE: FROM LEFT TO RIGHT UNLESS OTHERWISE SPECIFIED.
- BUCHANAN LOGO TO APPEAR ON HOUSING, LOCATION OPTIONAL WHERE SPACE PERMITS.
  - SELECTIVELY LOADED IN POSITIONS 1,2,4,5,7,8.

REMOVE PIN 3	PRELIMINARY	NICKEL	TIN	⑦ ⑨	DETAIL AB	86.36±0.30	17	8-796634-4			
	PRELIMINARY	NICKEL	TIN	-	-	25.40±0.20	5	8-796634-3			
	PRELIMINARY	NICKEL	0.76 μm AU	-	-	106.68 ±0.35	21	8-796634-2			
	PRELIMINARY	NICKEL	0.76 μm AU	-	-	86.36±0.30	17	8-796634-1			
	PRELIMINARY	NICKEL	0.76 μm AU	-	-	71.12	14	8-796634-0			
	PRELIMINARY	NICKEL	0.76 μm AU	-	-	60.96	12	7-796634-9			
	PRELIMINARY	NICKEL	0.76 μm AU	-	-	50.80	10	7-796634-8			
	PRELIMINARY	NICKEL	0.76 μm AU	-	-	45.72	9	7-796634-7			
	PRELIMINARY	NICKEL	0.76 μm AU	-	-	40.64	8	7-796634-6			
	PRELIMINARY	NICKEL	0.76 μm AU	-	-	35.56±0.20	7	7-796634-5			
	PRELIMINARY	NICKEL	0.76 μm AU	-	-	30.48±0.20	6	7-796634-4			
	PRELIMINARY	NICKEL	0.76 μm AU	-	-	25.40±0.20	5	7-796634-3			
	PRELIMINARY	NICKEL	0.76 μm AU	-	-	20.32±0.15	4	7-796634-2			
	PRELIMINARY	NICKEL	0.76 μm AU	-	-	15.24±0.15	3	7-796634-1			
	PRELIMINARY	NICKEL	0.76 μm AU	-	-	10.16±0.15	2	7-796634-0			
		NICKEL	TIN	-	⚠	40.64	8	6-796634-9			
		NICKEL	TIN	⑦ ⑨	DETAIL Z	91.44±0.30	18	6-796634-8			
		NICKEL	TIN	⑦ ⑨	DETAIL Y	81.28±0.30	16	6-796634-7			
PRELIMINARY	PRELIMINARY	NICKEL	TIN	⑦ ⑨	DETAIL X	15.24±0.15	3	6-796634-6			
PRELIMINARY	PRELIMINARY	NICKEL	TIN	⑧ ⑨	DETAIL W	101.60±0.35	20	6-796634-5			
		NICKEL	TIN	⑦	DETAIL V	15.24±0.15	3	6-796634-4			
PRELIMINARY	PRELIMINARY	NICKEL	TIN	⑦	DETAIL T	15.24±0.15	3	6-796634-3			
PRELIMINARY	PRELIMINARY	NICKEL	TIN	⑦	DETAIL S	10.16±0.15	2	6-796634-2			
		.000008 GOLD OVER NICKEL	.000008 GOLD OVER NICKEL	-	-	10.16±0.15	2	5-796634-6			
PRELIMINARY	PRELIMINARY	NICKEL	GOLD FLASH	-	-	25.40±0.20	5	5-796634-5			
PRELIMINARY	PRELIMINARY	NICKEL	GOLD FLASH	-	-	20.32±0.15	4	5-796634-4			
PRELIMINARY	PRELIMINARY	NICKEL	GOLD FLASH	-	-	10.16±0.15	2	5-796634-2			
PRELIMINARY	PRELIMINARY	NICKEL	TIN	⑧	DETAIL P3	45.72	9	5-796634-1			
PRELIMINARY	PRELIMINARY	NICKEL	TIN	⑧	DETAIL P2	45.72	9	5-796634-0			
		NICKEL	TIN	⑦ ⑨	DETAIL A-A	45.72	9	4-796634-9			
PRELIMINARY	PRELIMINARY	NICKEL	TIN	⑧	DETAIL PI	20.32±0.15	4	4-796634-5			
PRELIMINARY	PRELIMINARY	NICKEL	TIN	⑦	DETAIL R	71.12	14	4-796634-4			
		NICKEL	TIN	⑧ ⑨	DETAIL P	55.88	11	4-796634-2			
		NICKEL	TIN	⑦ ⑨	DETAIL P	55.88	11	4-796634-1			
		NICKEL	TIN	⑧	DETAIL N	35.56±0.20	7	4-796634-0			
		NICKEL	TIN	⑦ ⑨	DETAIL M	81.28±0.30	16	3-796634-9			
		NICKEL	TIN	⑧ ⑨	DETAIL K	81.28±0.30	16	3-796634-8			
		NICKEL	TIN	⑦ ⑨	DETAIL J	121.92±0.35	24	3-796634-7			
		NICKEL	TIN	⑧ ⑨	DETAIL H	121.92±0.35	24	3-796634-6			
		NICKEL	TIN	⑦ ⑨	DETAIL G	121.92±0.35	24	3-796634-5			
		NICKEL	TIN	⑧ ⑨	DETAIL F	121.92±0.35	24	3-796634-4			
		NICKEL	TIN	⑦ ⑨	DETAIL E	50.80	10	2-796634-8			
		NICKEL	TIN	⑦ ⑨	DETAIL D	40.64	8	2-796634-7			
		NICKEL	TIN	-	-	127.00±0.35	25	2-796634-5			
		NICKEL	TIN	-	-	121.92±0.35	24	2-796634-4			
		NICKEL	TIN	-	-	116.84±0.35	23	2-796634-3			
		NICKEL	TIN	-	-	111.76±0.35	22	2-796634-2			
		NICKEL	TIN	-	-	106.68±0.35	21	2-796634-1			
		NICKEL	TIN	-	-	101.60±0.35	20	2-796634-0			
		NICKEL	TIN	-	-	96.52±0.35	19	1-796634-9			
		NICKEL	TIN	-	-	91.44±0.30	18	1-796634-8			
		NICKEL	TIN	-	-	86.36±0.30	17	1-796634-7			
		NICKEL	TIN	-	-	81.28±0.30	16	1-796634-6			
		NICKEL	TIN	-	-	76.20±0.30	15	1-796634-5			
		NICKEL	TIN	-	-	71.12	14	1-796634-4			
		NICKEL	TIN	-	-	66.04	13	1-796634-3			
		NICKEL	TIN	-	-	60.96	12	1-796634-2			
		NICKEL	TIN	-	-	55.88	11	1-796634-1			
		NICKEL	TIN	-	-	50.80	10	1-796634-0			
		NICKEL	TIN	-	-	45.72	9	796634-9			
		NICKEL	TIN	-	-	40.64	8	796634-8			
		NICKEL	TIN	-	-	35.56±0.20	7	796634-7			
		NICKEL	TIN	-	-	30.48±0.20	6	796634-6			
		NICKEL	TIN	-	-	25.40±0.20	5	796634-5			
		NICKEL	TIN	-	-	20.32±0.15	4	796634-4			
		NICKEL	TIN	-	-	15.24±0.15	3	796634-3			
		NICKEL	TIN	-	-	10.16±0.15	2	796634-2			
					CLAMP PLATING	CONTACT PLATING	MARKING	SPECIAL	L	NO OF POSN	PART NUMBER

THIS DRAWING IS A CONTROLLED DOCUMENT. DWG: S.WELDON 18OCT2000  
 CHK: D.BIEVENOUR 18OCT2000  
 APVD: D.BIEVENOUR 18OCT2000

TE Connectivity

NAME: TERMINAL BLOCK, PLUG, STACKING, 5.08mm PITCH

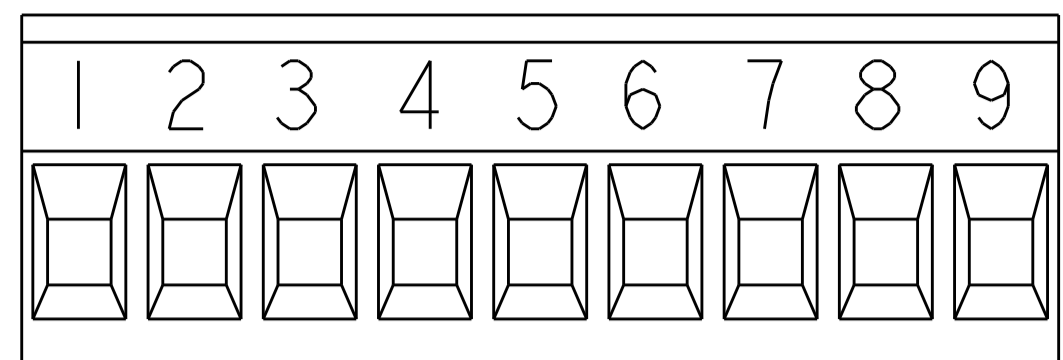
PRODUCT SPEC: -  
 APPLICATION SPEC: -

SIZE: A1 CAGE CODE: - DRAWING NO: C=796634 SHEET 1 OF 3

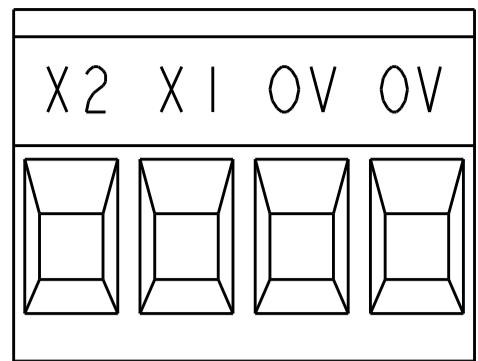
MATERIAL: - FINISH: - WEIGHT: - SCALE: 5:1

CUSTOMER DRAWING

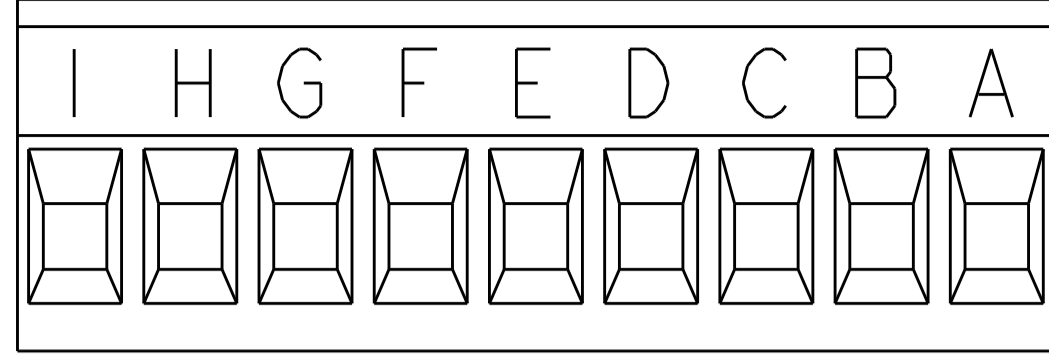
LOC	DIST	REVISIONS			
FT	0	REV	DATE	BY	APPV
		1			
		2			
		3			
		4			
		5			
		6			
		7			
		8			
		9			
		10			
		11			
		12			
		13			
		14			
		15			
		16			
		17			
		18			
		19			
		20			



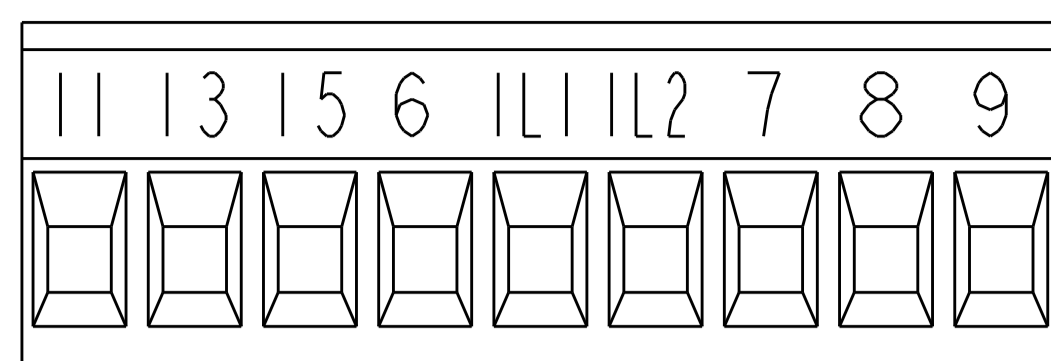
DETAIL A-A



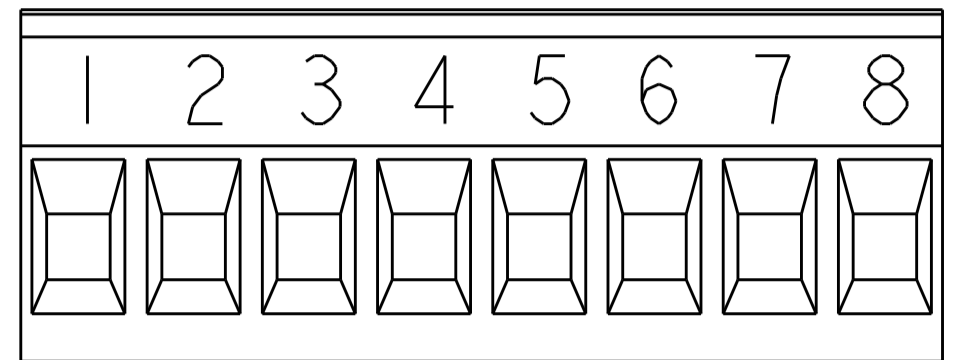
DETAIL P1



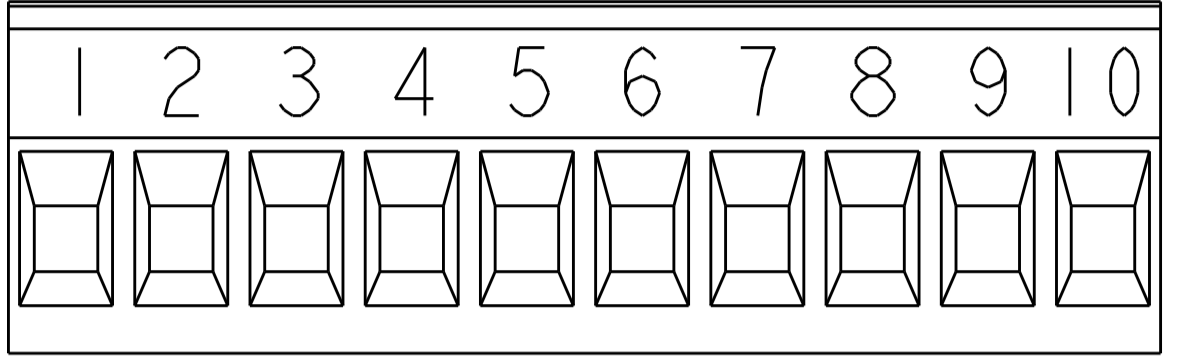
DETAIL P2




DETAIL P3



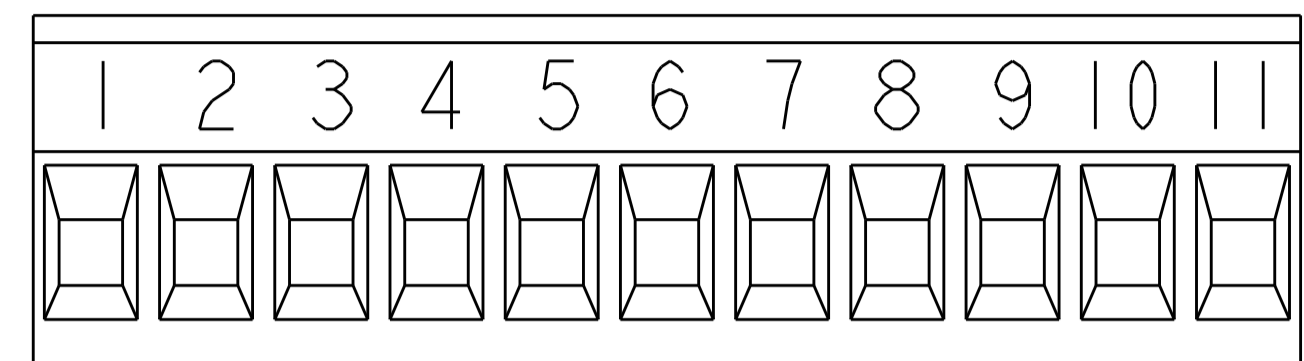
DETAIL D



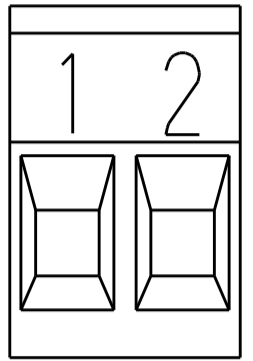
DETAIL E



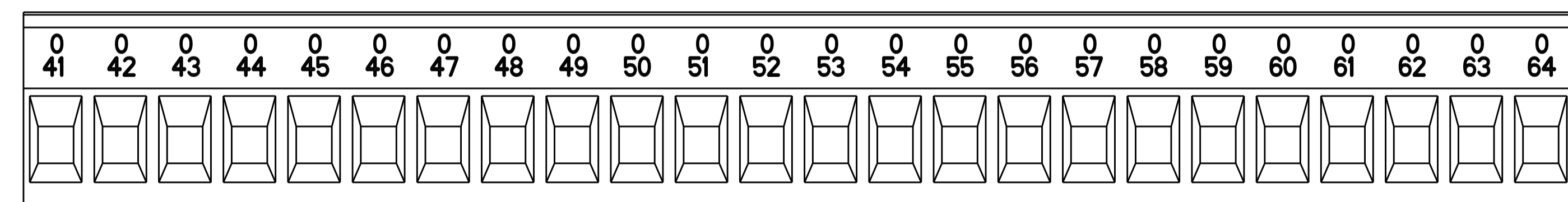
DETAIL N



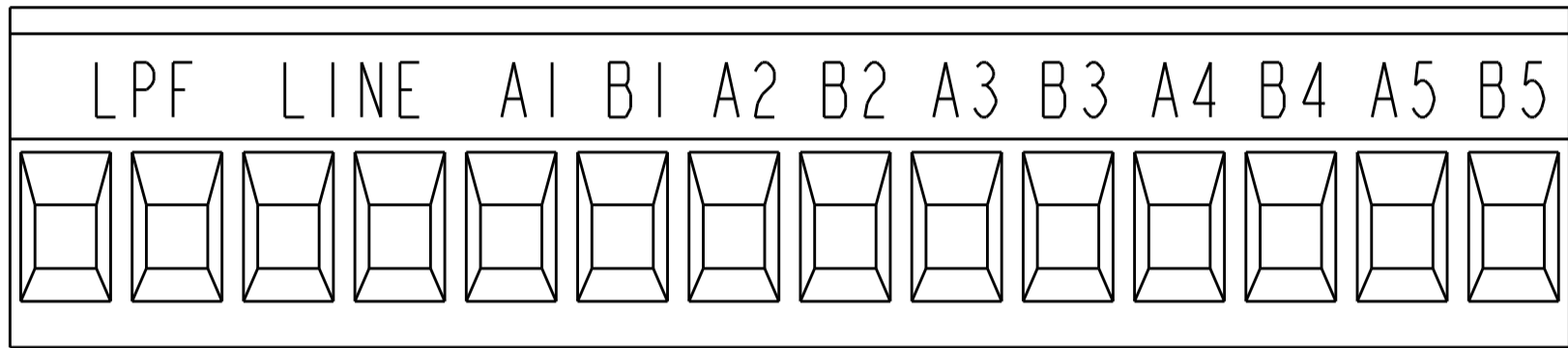
DETAIL P



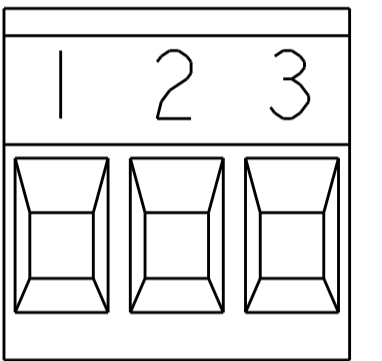
DETAIL S



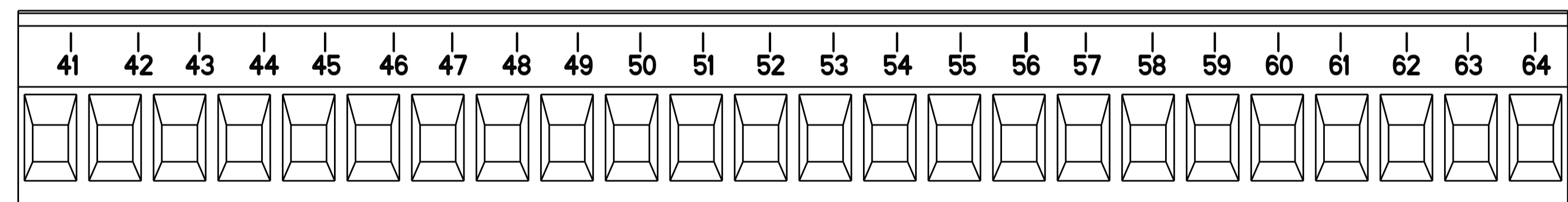
DETAIL F



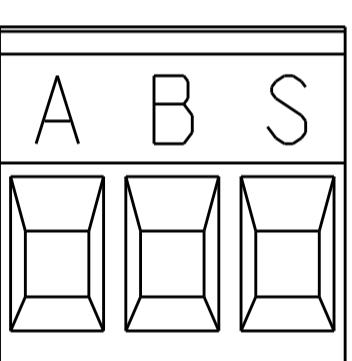
DETAIL R



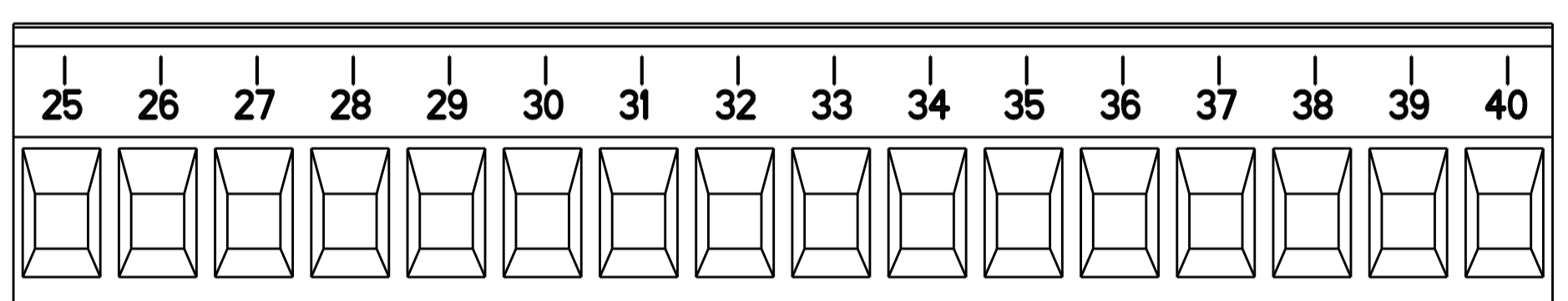
DETAIL T



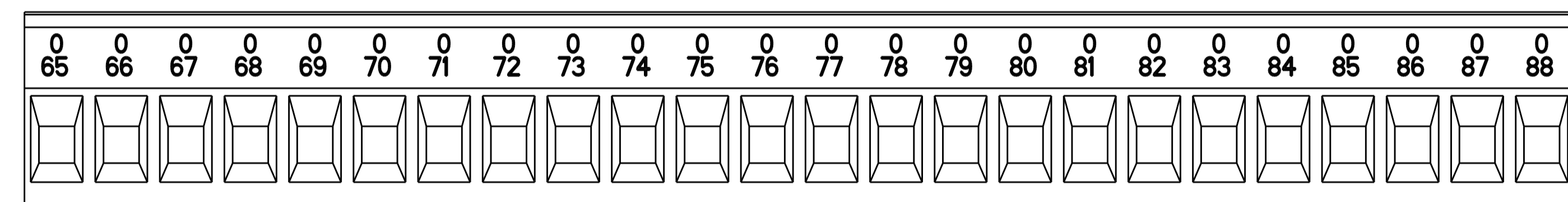
DETAIL G



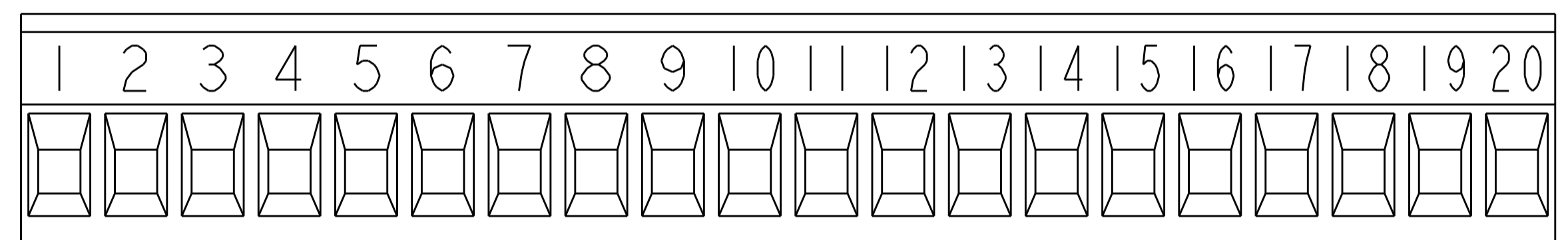
DETAIL V



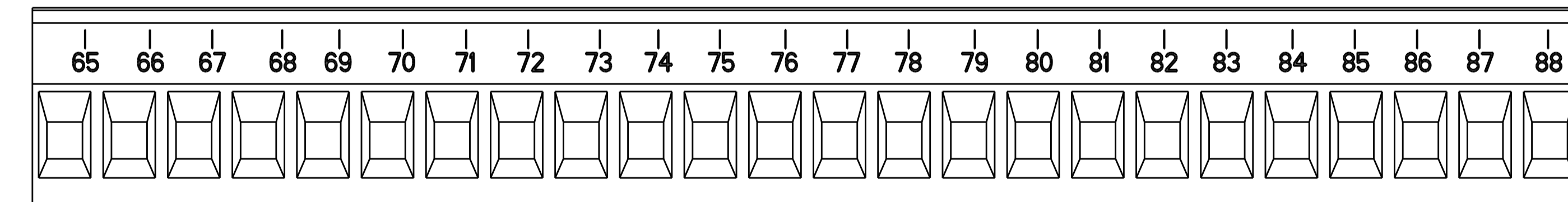
DETAIL M



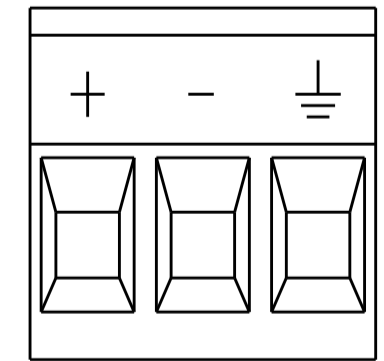
DETAIL H



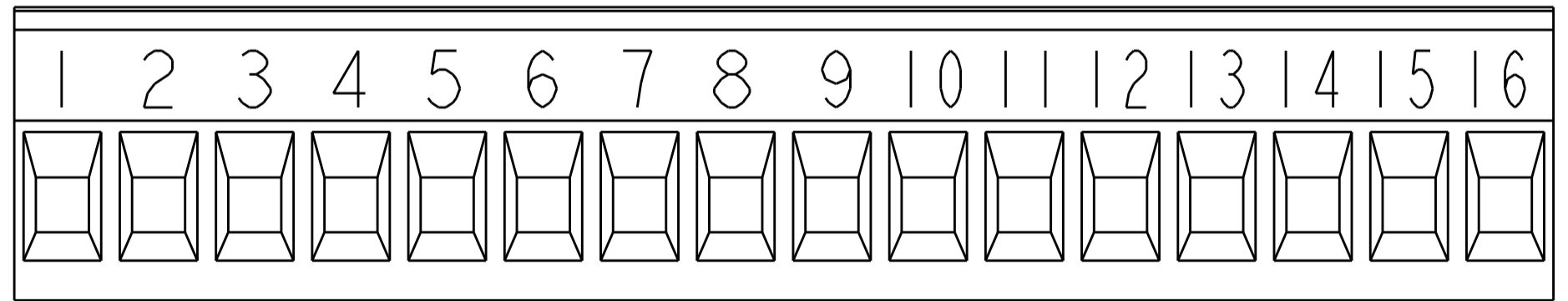
DETAIL W



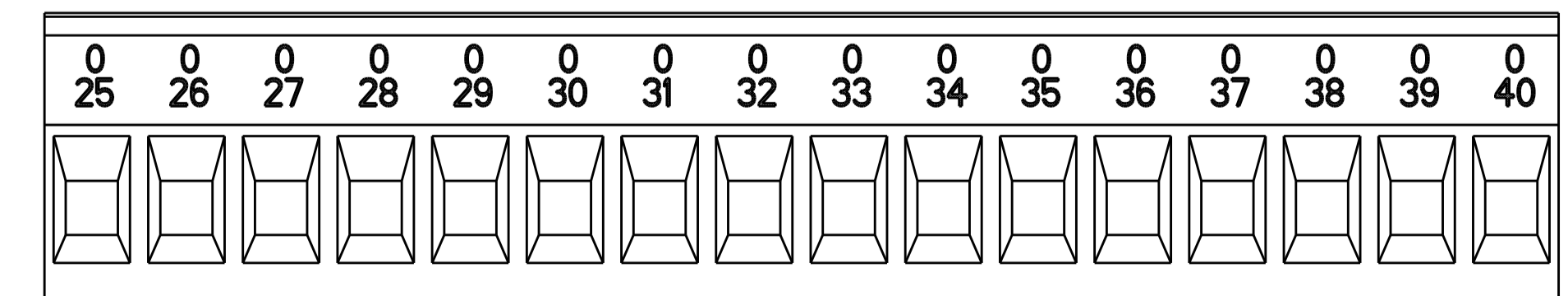
DETAIL J



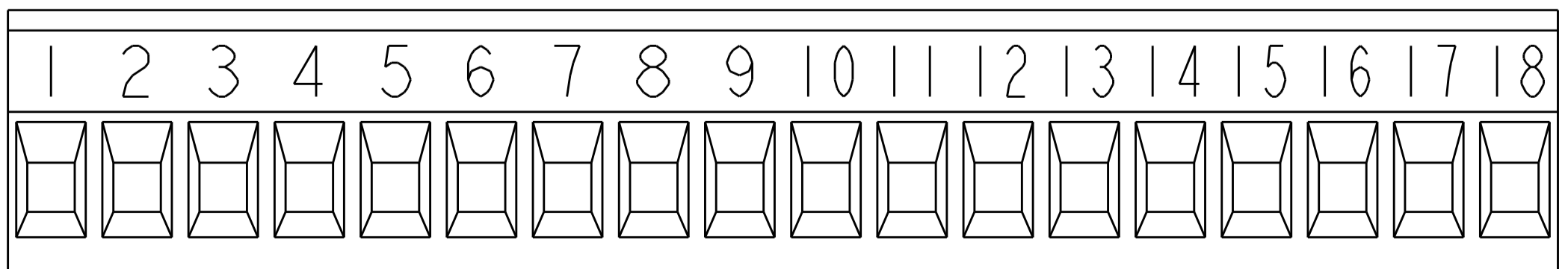
DETAIL X



DETAIL Y



DETAIL K

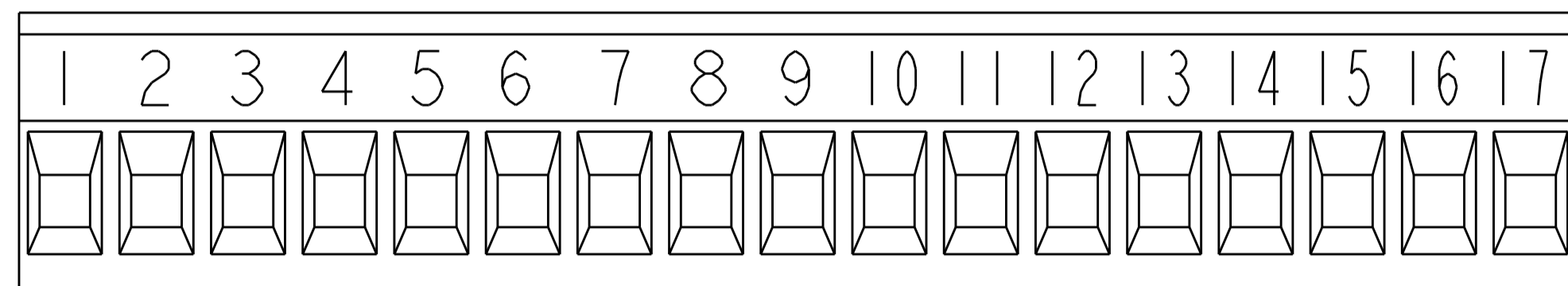


DETAIL Z

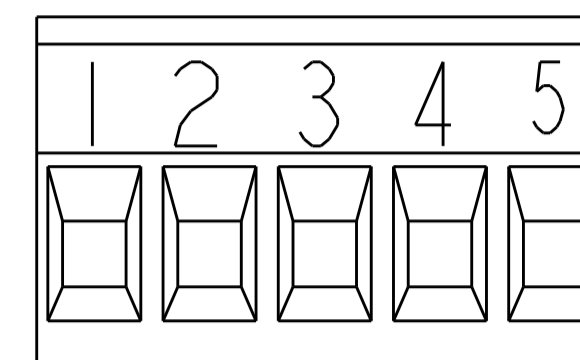
THIS DRAWING IS A CONTROLLED DOCUMENT.		OWN: S. WELDON 18OCT2000	TE Connectivity
DIMENSIONS: mm		CHK: D. BIEVENOUR 18OCT2000	
TOLERANCES UNLESS OTHERWISE SPECIFIED:		APVD: D. BIEVENOUR 18OCT2000	NAME: TERMINAL BLOCK, PLUG, STACKING, 5.08mm PITCH
0 PLC ±0.3		PRODUCT SPEC:	SIZE: A100779C=796634
1 PLC ±0.25		APPLICATION SPEC:	RESTRICTED TO:
2 PLC ±0.25		WEIGHT:	SCALE: 4:1
3 PLC ±0.25		CUSTOMER DRAWING:	SHEET 2 OF 3
4 PLC ±0.25			REV: 1
ANGLES: ±0.5°			
FINISH:			

THIS DRAWING IS UNPUBLISHED. RELEASED FOR PUBLICATION 20  
 © COPYRIGHT 20 BY - ALL RIGHTS RESERVED.

LOC		DIST		REVISIONS			
FT	0	P	LTN	DESCRIPTION	DATE	DWN	APVD
-	-	-	-	SEE SHEET 1	-	-	-



DETAIL AB



DETAIL AC

PRELIMINARY	NICKEL CLAMP PLATING	TIN CONTACT PLATING	$\nabla_7$ $\nabla_9$ MARKING	DETAIL AC SPECIAL	25.40 L	5 NO OF POSN	8-796634-5 PART NUMBER
THIS DRAWING IS A CONTROLLED DOCUMENT.			DWN S. WELDON 18OCT2000 CHK D. BIEVENOUR 18OCT2000 APVD D. BIEVENOUR 18OCT2000	TE Connectivity NAME: TERMINAL BLOCK, PLUG, STACKING, 5.08mm PITCH PRODUCT SPEC: - APPLICATION SPEC: - SIZE: A100779C=796634 CAGE CODE: 796634 DRAWING NO: 796634 RESTRICTED TO: -			
DIMENSIONS: mm 		TOLERANCES UNLESS OTHERWISE SPECIFIED: 0 PLC ± 1 PLC ±0.3 2 PLC ±0.25 3 PLC ± 4 PLC ± ANGLES ±2° FINISH: -		MATERIAL: - WEIGHT: - CUSTOMER DRAWING	SCALE: 4:1	SHEET: 3 OF 3	REV: 1



Компания «ЭлектроПласт» предлагает заключение долгосрочных отношений при поставках импортных электронных компонентов на взаимовыгодных условиях!

Наши преимущества:

- Оперативные поставки широкого спектра электронных компонентов отечественного и импортного производства напрямую от производителей и с крупнейших мировых складов;
- Поставка более 17-ти миллионов наименований электронных компонентов;
- Поставка сложных, дефицитных, либо снятых с производства позиций;
- Оперативные сроки поставки под заказ (от 5 рабочих дней);
- Экспресс доставка в любую точку России;
- Техническая поддержка проекта, помощь в подборе аналогов, поставка прототипов;
- Система менеджмента качества сертифицирована по Международному стандарту ISO 9001;
- Лицензия ФСБ на осуществление работ с использованием сведений, составляющих государственную тайну;
- Поставка специализированных компонентов (Xilinx, Altera, Analog Devices, Intersil, Interpoint, Microsemi, Aeroflex, Peregrine, Syfer, Eurofarad, Texas Instrument, Miteq, Cobham, E2V, MA-COM, Hittite, Mini-Circuits, General Dynamics и др.);

Помимо этого, одним из направлений компании «ЭлектроПласт» является направление «Источники питания». Мы предлагаем Вам помощь Конструкторского отдела:

- Подбор оптимального решения, техническое обоснование при выборе компонента;
- Подбор аналогов;
- Консультации по применению компонента;
- Поставка образцов и прототипов;
- Техническая поддержка проекта;
- Защита от снятия компонента с производства.



#### Как с нами связаться

**Телефон:** 8 (812) 309 58 32 (многоканальный)

**Факс:** 8 (812) 320-02-42

**Электронная почта:** [org@eplast1.ru](mailto:org@eplast1.ru)

**Адрес:** 198099, г. Санкт-Петербург, ул. Калинина, дом 2, корпус 4, литера А.