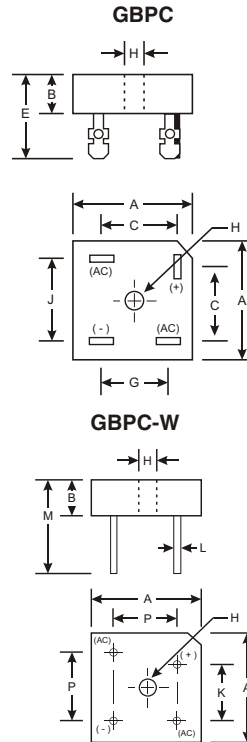


Features

- Glass Passivated Die Construction
- Low Reverse Leakage Current
- Low Power Loss, High Efficiency
- Surge Overload Rating to 400A Peak
- Metal Base for Maximum Heat Dissipation
- Case to Terminal Isolation Voltage 1500V
- UL Listed Under Recognized Component Index, File Number E94661
- Lead Free Finish, RoHS Compliant (Note 4)**

Mechanical Data

- Case: GBPC / GBPC-W
- Case Material: Molded Plastic with Heatsink Internally Mounted in the Bridge Encapsulation. UL Flammability Classification Rating 94V-0
- Moisture Sensitivity: Level 1 per J-STD-020C
- Terminals: Finish Silver. Plated Leads Solderable per MIL-STD-202, Method 208 **(e3)**
- Polarity: As Marked on Case
- Mounting: Through Hole for #10 Screw
- Mounting Torque: 8.0 Inch-pounds Maximum
- Ordering Information: See Last Page
- Marking: Type Number
- GBPC Weight: 20 grams (approximate)
- GBPC-W Weight: 14 grams (approximate)



GBPC / GBPC-W		
Dim	Min	Max
A	28.30	28.80
B	7.40	8.25
C	16.10	17.10
E	18.80	21.30
G	13.80	14.80
H	Hole for #10 screw	
	5.08	5.59
J	17.60	18.60
K	10.90	11.90
L	0.97	1.07
M	31.80	
P	17.60	18.60
All Dimensions in mm		

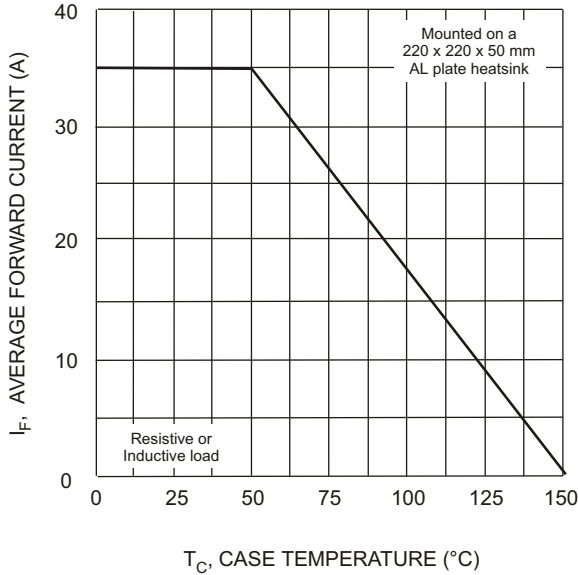
"W" Suffix Designates Wire Leads
No Suffix Designates Faston Terminals

Maximum Ratings and Electrical Characteristics @ T_A = 25 °C unless otherwise specified

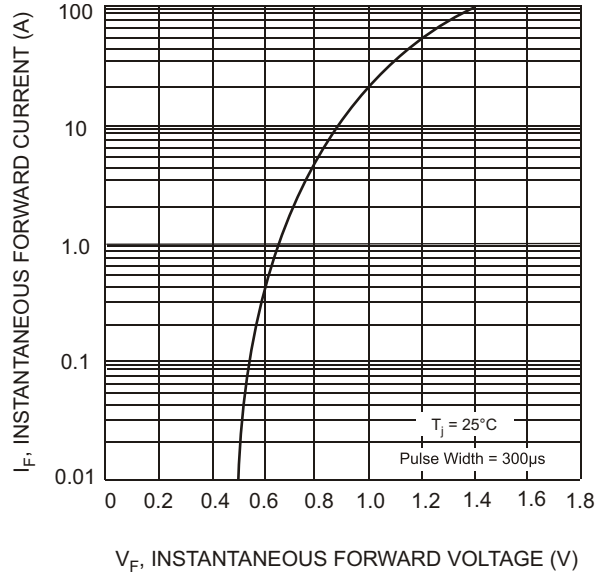
Single phase, 60Hz, resistive or inductive load.
For capacitive load, derate current by 20%.

Characteristic	Symbol	GBPC35005/W	GBPC3501/W	GBPC3502/W	GBPC3504/W	GBPC3506/W	GBPC3508/W	GBPC3510/W	Unit
Peak Repetitive Reverse Voltage Working Peak Reverse Voltage DC Blocking Voltage	V _{RRM} V _{RWM} V _R	50	100	200	400	600	800	1000	V
RMS Reverse Voltage	V _{R(RMS)}}	35	70	140	280	420	560	700	V
Average Rectified Output Current @ T _C = 50 °C	I _O	35							A
Non-Repetitive Peak Forward Surge Current 8.3ms single half sine-wave superimposed on rated load	I _{FSM}	400							A
Forward Voltage (per element) @ I _F = 17.5A	V _{FM}	1.1							V
Peak Reverse Current @ T _C = 25 °C at Rated DC Blocking Voltage @ T _C = 125 °C	I _R	5.0 500							A
I ² t Rating for Fusing (Note 1)	I ² t	660							A ² s
Typical Total Capacitance (Note 2)	C _T	300							pF
Typical Thermal Resistance per leg (Note 3)	R _{JC}	1.2							°C/W
Operating and Storage Temperature Range	T _j , T _{STG}	-65 to +150							°C

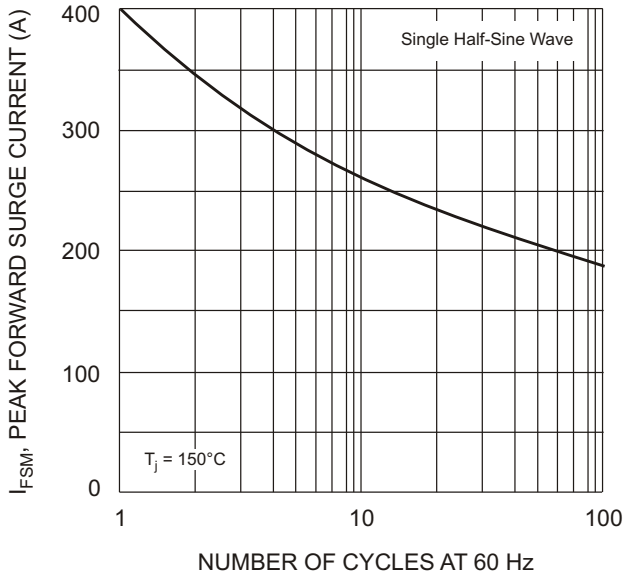
- Notes:
1. Non-repetitive, for t > 1.0ms and t < 8.3ms.
 2. Measured at 1.0MHz and applied reverse voltage of 4.0V DC.
 3. Thermal resistance junction to case mounted on heatsink.
 4. RoHS revision 13.2.2003. Glass and High Temperature Solder Exemptions Applied, see EU Directive Annex Notes 5 and 7.



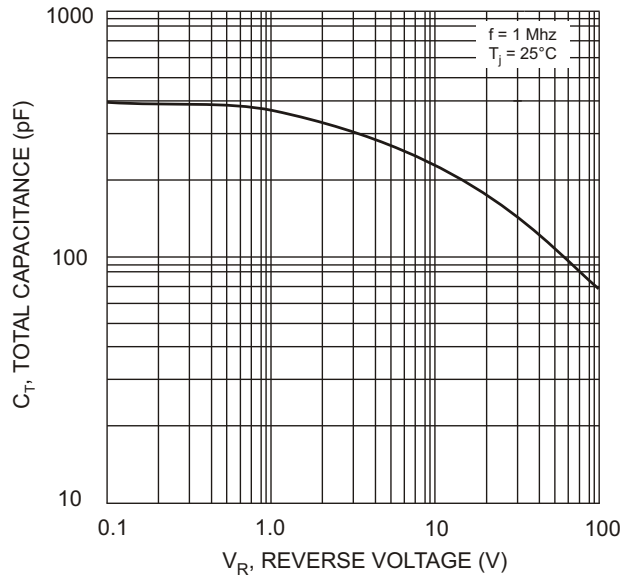
T_C , CASE TEMPERATURE (°C)
Fig. 1 Forward Current Derating Curve



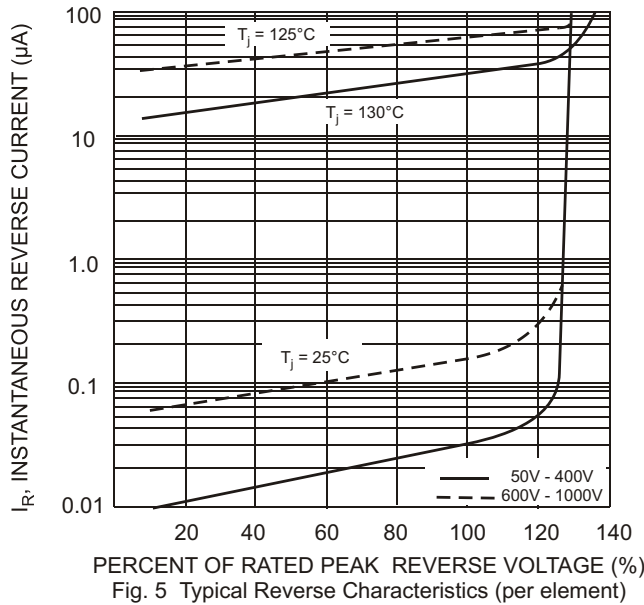
V_F , INSTANTANEOUS FORWARD VOLTAGE (V)
Fig. 2 Typical Forward Characteristics (per element)



NUMBER OF CYCLES AT 60 Hz
Fig. 3 Max Non-Repetitive Surge Current



V_R , REVERSE VOLTAGE (V)
Fig. 4 Typical Total Capacitance (per element)



PERCENT OF RATED PEAK REVERSE VOLTAGE (%)
Fig. 5 Typical Reverse Characteristics (per element)

Ordering Information (Note 5)

Device	Packaging	Shipping
GBPC35005	GBPC	100/Tray
GBPC3501	GBPC	100/Tray
GBPC3502	GBPC	100/Tray
GBPC3504	GBPC	100/Tray
GBPC3506	GBPC	100/Tray
GBPC3508	GBPC	100/Tray
GBPC3510	GBPC	100/Tray
GBPC35005W	GBPC-W	100/Tray
GBPC3501W	GBPC-W	100/Tray
GBPC3502W	GBPC-W	100/Tray
GBPC3504W	GBPC-W	100/Tray
GBPC3506W	GBPC-W	100/Tray
GBPC3508W	GBPC-W	100/Tray
GBPC3510W	GBPC-W	100/Tray

Notes: 5. For packaging details, visit our website at <http://www.diodes.com/datasheets/ap2008.pdf>.

IMPORTANT NOTICE

Diodes Incorporated and its subsidiaries reserve the right to make modifications, enhancements, improvements, corrections or other changes without further notice to any product herein. Diodes Incorporated does not assume any liability arising out of the application or use of any product described herein; neither does it convey any license under its patent rights, nor the rights of others. The user of products in such applications shall assume all risks of such use and will agree to hold Diodes Incorporated and all the companies whose products are represented on our website, harmless against all damages.

LIFE SUPPORT

Diodes Incorporated products are not authorized for use as critical components in life support devices or systems without the expressed written approval of the President of Diodes Incorporated.



Компания «ЭлектроПласт» предлагает заключение долгосрочных отношений при поставках импортных электронных компонентов на взаимовыгодных условиях!

Наши преимущества:

- Оперативные поставки широкого спектра электронных компонентов отечественного и импортного производства напрямую от производителей и с крупнейших мировых складов;
- Поставка более 17-ти миллионов наименований электронных компонентов;
- Поставка сложных, дефицитных, либо снятых с производства позиций;
- Оперативные сроки поставки под заказ (от 5 рабочих дней);
- Экспресс доставка в любую точку России;
- Техническая поддержка проекта, помощь в подборе аналогов, поставка прототипов;
- Система менеджмента качества сертифицирована по Международному стандарту ISO 9001;
- Лицензия ФСБ на осуществление работ с использованием сведений, составляющих государственную тайну;
- Поставка специализированных компонентов (Xilinx, Altera, Analog Devices, Intersil, Interpoint, Microsemi, Aeroflex, Peregrine, Syfer, Eurofarad, Texas Instrument, Miteq, Cobham, E2V, MA-COM, Hittite, Mini-Circuits, General Dynamics и др.);

Помимо этого, одним из направлений компании «ЭлектроПласт» является направление «Источники питания». Мы предлагаем Вам помощь Конструкторского отдела:

- Подбор оптимального решения, техническое обоснование при выборе компонента;
- Подбор аналогов;
- Консультации по применению компонента;
- Поставка образцов и прототипов;
- Техническая поддержка проекта;
- Защита от снятия компонента с производства.



Как с нами связаться

Телефон: 8 (812) 309 58 32 (многоканальный)

Факс: 8 (812) 320-02-42

Электронная почта: org@eplast1.ru

Адрес: 198099, г. Санкт-Петербург, ул. Калинина, дом 2, корпус 4, литера А.