



Surface Mount Wideband RF Transformers



- Cost effective surface mount wideband transformers
- 300 V interwinding isolation, 1/4 Watt RF input power
- 250 mA max current rating.

Core material Ferrite

Terminations RoHS compliant tin-silver-copper over tin over nickel over phos bronze. Other terminations available at additional cost.

Weight 250 – 270 mg

Ambient temperature –40°C to +85°C

Storage temperature Component: –40°C to +85°C.

Tape and reel packaging: –40°C to +80°C

Resistance to soldering heat Max three 40 second reflows at +260°C, parts cooled to room temperature between cycles

Moisture Sensitivity Level (MSL) 1 (unlimited floor life at <30°C / 85% relative humidity)

Failures in Time (FIT) / Mean Time Between Failures (MTBF)

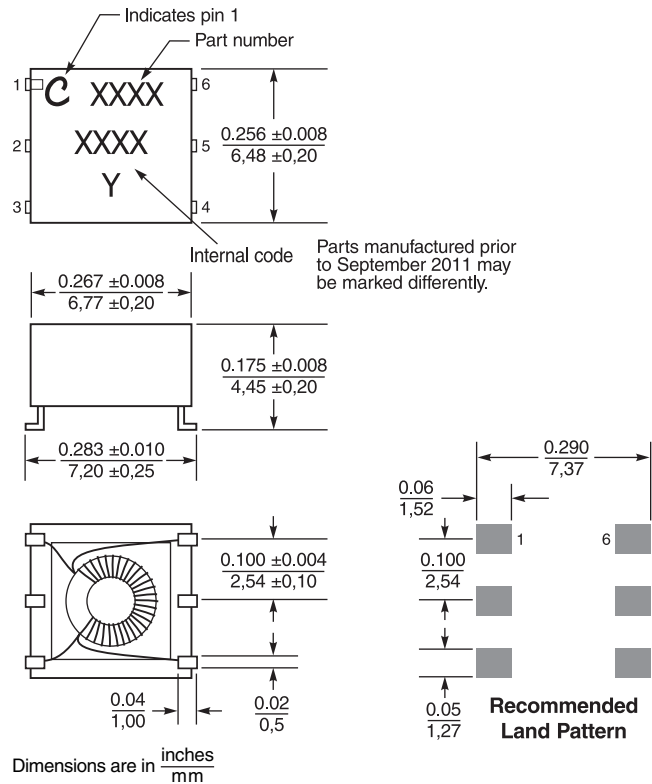
60 per billion hours / 16,666,667 hours, calculated per Telcordia SR-332

Packaging 250/7" reel; 1000/13" reel Plastic tape: 16 mm wide, 0.35 mm thick, 12 mm pocket spacing, 5.0 mm pocket depth

PCB washing Tested with pure water or alcohol only. For other solvents, see Doc787_PCB_Washing.pdf

Typical Frequency Response

Part number	3 dB (MHz)	2 dB (MHz)	1 dB (MHz)
PWB-1-AL_	0.08 – 450	0.13 – 325	0.30 – 190
PWB-1.5-AL_	0.03 – 300	0.035 – 250	0.06 – 150
PWB-2-AL_	0.05 – 200	0.06 – 160	0.10 – 100
PWB-4-AL_	0.15 – 500	0.24 – 300	0.60 – 140
PWB-16-AL_	0.05 – 80	0.06 – 75	0.11 – 30
PWB1010L_	0.0035 – 125	0.0045 – 100	0.007 – 80
PWB1010-1L_	0.03 – 250	0.04 – 225	0.06 – 200
PWB1015L_	0.07 – 225	0.10 – 200	0.20 – 125
PWB1040L_	0.15 – 400	0.25 – 350	0.80 – 250
PWB-1-BL_	0.13 – 425	0.18 – 325	0.32 – 190
PWB-1.5-BL_	0.50 – 250	0.80 – 175	1.50 – 120
PWB-2-BL_	0.20 – 400	0.225 – 275	0.50 – 150
PWB-4-BL_	0.14 – 700	0.20 – 400	0.40 – 150
PWB-16-BL_	0.075 – 90	0.11 – 75	0.20 – 65
PWB2010L_	0.0035 – 125	0.0045 – 100	0.007 – 80
PWB2010-1L_	0.03 – 250	0.04 – 225	0.06 – 200
PWB2040L_	0.15 – 400	0.25 – 350	0.80 – 250
PWB-1-CL_	0.10 – 300	0.13 – 200	0.20 – 150
PWB-1.5-CL_	0.15 – 200	0.225 – 150	0.35 – 100
PWB-2-CL_	0.13 – 285	0.20 – 175	0.325 – 125
PWB-4-CL_	0.14 – 500	0.20 – 230	0.40 – 110
PWB3010L_	0.0035 – 125	0.0045 – 100	0.007 – 80
PWB3010-1L_	0.03 – 250	0.04 – 225	0.06 – 200
PWB3015L_	0.07 – 225	0.10 – 200	0.20 – 125
PWB3040L_	0.15 – 400	0.25 – 350	0.80 – 250



www.coilcraft.com

US +1-847-639-6400 sales@coilcraft.com

UK +44-1236-730595 sales@coilcraft-europe.com

Taiwan +886-2-2264 3646 sales@coilcraft.com.tw

China +86-21-6218 8074 sales@coilcraft.com.cn

Singapore + 65-6484 8412 sales@coilcraft.com.sg

Document 591-1 Revised 09/01/11

© Coilcraft Inc. 2013

This product may not be used in medical or high risk applications without prior Coilcraft approval. Specification subject to change without notice. Please check web site for latest information.



Surface Mount Wideband RF Transformers

Type	Part number ¹	Impedance ratio ² pri:sec	Bandwidth (MHz)	Idc (mA)	Insertion loss max (dB)	Primary (pins 1-3)		Secondary (pins 6-4)	
						L min ³ (μH)	DCR max (Ohms)	L min ³ (μH)	DCR max (Ohms)
 Type A	PWB-1-AL_	1:1	0.08 - 450	250	0.60	40	0.070	40	0.070
	PWB-1.5-AL_	1:1.5	0.03 - 300	250	0.35	110	0.080	160	0.110
	PWB-2-AL_	1:2	0.05 - 200	250	0.25	75	0.088	150	0.120
	PWB-4-AL_	1:4	0.15 - 500	250	0.50	25	0.075	98	0.135
	PWB-16-AL_	1:16	0.05 - 80	250	0.35	75	0.260	1250	0.910
	PWB1010L_	1:1	0.0035 - 125	250	0.20	780	0.320	780	0.320
	PWB1010-1L_	1:1	0.03 - 250	250	0.20	95	0.200	95	0.200
	PWB1015L_	1:1.5	0.07 - 225	250	0.40	51	0.130	80	0.145
PWB1040L_	1:4	0.15 - 400	250	0.40	25	0.115	95	0.160	
 Type B	PWB-1-BL_	1:1	0.13 - 425	250	0.40	22	0.070	22	0.070
	PWB-1.5-BL_	1:1.5	0.50 - 250	250	0.40	140	0.100	200	0.120
	PWB-2-BL_	1:2	0.20 - 400	250	0.35	75	0.088	150	0.130
	PWB-4-BL_	1:4	0.14 - 700	250	0.50	25	0.075	98	0.135
	PWB-16-BL_	1:16	0.075 - 90	250	0.30	75	0.260	1250	0.910
	PWB2010L_	1:1	0.0035 - 125	250	0.20	780	0.320	780	0.320
	PWB2010-1L_	1:1	0.03 - 250	250	0.20	95	0.200	95	0.200
	PWB2040L_	1:4	0.15 - 400	250	0.40	25	0.115	95	0.160
 Type C	PWB-1-CL_	1:1	0.10 - 300	250	0.60	22	0.070	22	0.070
	PWB-1.5-CL_	1:1.5	0.15 - 200	250	0.30	140	0.110	200	0.120
	PWB-2-CL_	1:2	0.13 - 285	250	0.30	75	0.105	150	0.130
	PWB-4-CL_	1:4	0.14 - 500	250	0.50	25	0.075	98	0.135
	PWB3010L_	1:1	0.0035 - 125	250	0.20	780	0.320	780	0.320
	PWB3010-1L_	1:1	0.03 - 250	250	0.20	95	0.200	95	0.200
	PWB3015L_	1:1.5	0.07 - 225	250	0.40	51	0.130	80	0.145
	PWB3040L_	1:4	0.15 - 400	250	0.40	25	0.115	95	0.160

1. When ordering, please specify **termination** and **packaging** codes:

PWB-3010-1LD

Termination: L = RoHS compliant tin-silver-copper over tin over nickel over phos bronze.
Special order: S = non-RoHS tin-lead (63/37).

Packaging: C = 7" machine ready reel. EIA-481 embossed plastic tape, 250 parts per full reel.

B = Less than full reel. In tape, but not machine ready. To have a leader and trailer added (\$25 charge), use code letter C instead.

D = 13" machine ready reel. EIA-481 embossed plastic tape. Factory order only, not stocked (1000 parts per full reel).

2. Impedance ratio is for the full primary winding to the full secondary winding.

3. Inductance tested at 130 kHz, 0.1 Vrms, 0 Adc.

4. Electrical specifications at 25°C. Measurements are referenced to 50 Ohms.

Refer to Doc 362 "Soldering Surface Mount Components" before soldering.



www.coilcraft.com

US +1-847-639-6400 sales@coilcraft.com
 UK +44-1236-730595 sales@coilcraft-europe.com
 Taiwan +886-2-2264 3646 sales@coilcraft.com.tw
 China +86-21-6218 8074 sales@coilcraft.com.cn
 Singapore + 65-6484 8412 sales@coilcraft.com.sg

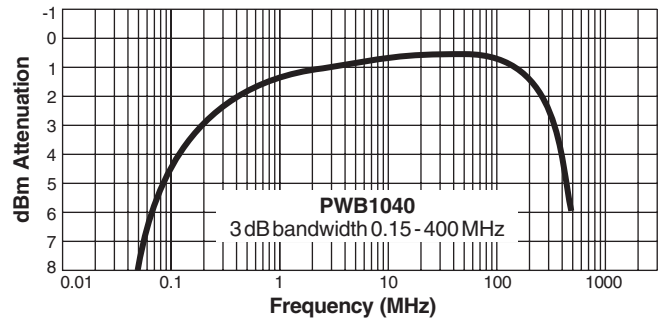
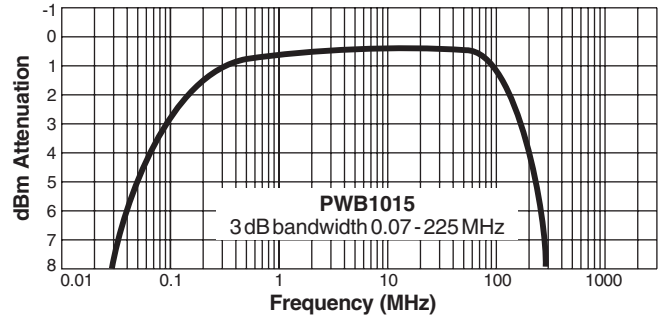
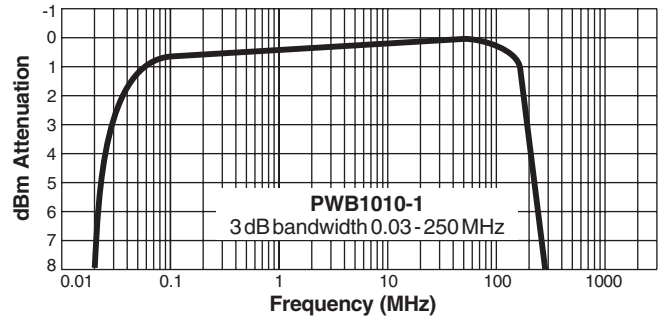
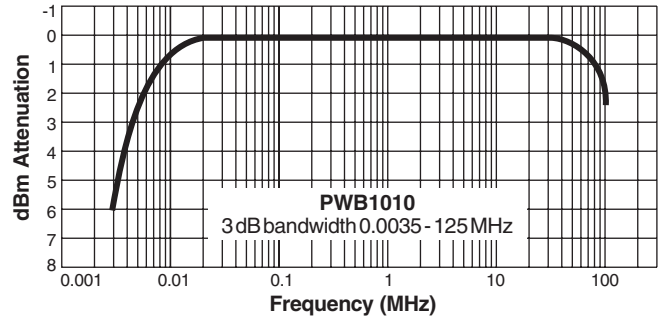
Document 591-2 Revised 09/01/11

© Coilcraft Inc. 2013

This product may not be used in medical or high risk applications without prior Coilcraft approval. Specification subject to change without notice. Please check web site for latest information.



Type A Transformers



Attenuation measured on a network analyzer (re: 50 Ohms)

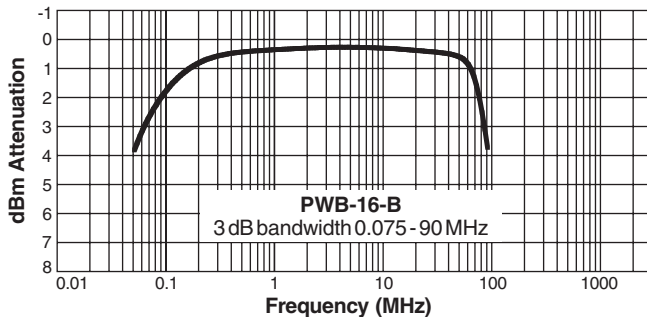


US +1-847-639-6400 sales@coilcraft.com
UK +44-1236-730595 sales@coilcraft-europe.com
Taiwan +886-2-2264 3646 sales@coilcraft.com.tw
China +86-21-6218 8074 sales@coilcraft.com.cn
Singapore + 65-6484 8412 sales@coilcraft.com.sg

Document 591-3 Revised 09/01/11
 © Coilcraft Inc. 2013
 This product may not be used in medical or high risk applications without prior Coilcraft approval. Specification subject to change without notice. Please check web site for latest information.



Type B Transformers



Attenuation measured on a network analyzer (re: 50 Ohms)



US +1-847-639-6400 sales@coilcraft.com
UK +44-1236-730595 sales@coilcraft-europe.com
Taiwan +886-2-2264 3646 sales@coilcraft.com.tw
China +86-21-6218 8074 sales@coilcraft.com.cn
Singapore + 65-6484 8412 sales@coilcraft.com.sg

Document 591-4 Revised 09/01/11
 © Coilcraft Inc. 2013
 This product may not be used in medical or high risk applications without prior Coilcraft approval. Specification subject to change without notice. Please check web site for latest information.



Type C Transformers



Attenuation measured on a network analyzer (re: 50 Ohms)



US +1-847-639-6400 sales@coilcraft.com
UK +44-1236-730595 sales@coilcraft-europe.com
Taiwan +886-2-2264 3646 sales@coilcraft.com.tw
China +86-21-6218 8074 sales@coilcraft.com.cn
Singapore + 65-6484 8412 sales@coilcraft.com.sg

Document 591-5 Revised 09/01/11
 © Coilcraft Inc. 2013
 This product may not be used in medical or high risk applications without prior Coilcraft approval. Specification subject to change without notice. Please check web site for latest information.



Компания «ЭлектроПласт» предлагает заключение долгосрочных отношений при поставках импортных электронных компонентов на взаимовыгодных условиях!

Наши преимущества:

- Оперативные поставки широкого спектра электронных компонентов отечественного и импортного производства напрямую от производителей и с крупнейших мировых складов;
- Поставка более 17-ти миллионов наименований электронных компонентов;
- Поставка сложных, дефицитных, либо снятых с производства позиций;
- Оперативные сроки поставки под заказ (от 5 рабочих дней);
- Экспресс доставка в любую точку России;
- Техническая поддержка проекта, помощь в подборе аналогов, поставка прототипов;
- Система менеджмента качества сертифицирована по Международному стандарту ISO 9001;
- Лицензия ФСБ на осуществление работ с использованием сведений, составляющих государственную тайну;
- Поставка специализированных компонентов (Xilinx, Altera, Analog Devices, Intersil, Interpoint, Microsemi, Aeroflex, Peregrine, Syfer, Eurofarad, Texas Instrument, Miteq, Cobham, E2V, MA-COM, Hittite, Mini-Circuits, General Dynamics и др.);

Помимо этого, одним из направлений компании «ЭлектроПласт» является направление «Источники питания». Мы предлагаем Вам помощь Конструкторского отдела:

- Подбор оптимального решения, техническое обоснование при выборе компонента;
- Подбор аналогов;
- Консультации по применению компонента;
- Поставка образцов и прототипов;
- Техническая поддержка проекта;
- Защита от снятия компонента с производства.



Как с нами связаться

Телефон: 8 (812) 309 58 32 (многоканальный)

Факс: 8 (812) 320-02-42

Электронная почта: org@eplast1.ru

Адрес: 198099, г. Санкт-Петербург, ул. Калинина, дом 2, корпус 4, литера А.