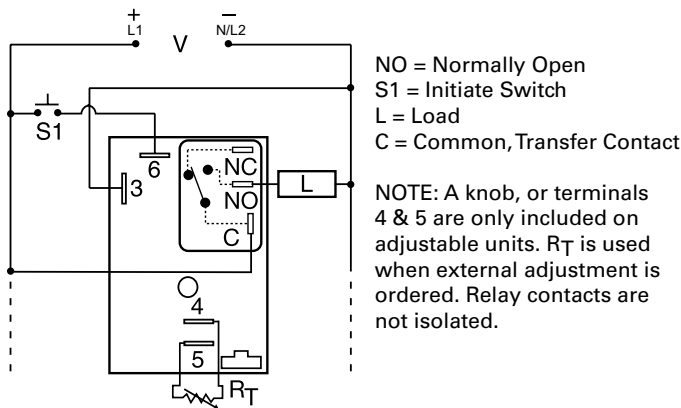


HRDS SERIES

Single Shot Timer



Wiring Diagram



Ordering Information

MODEL	INPUT VOLTAGE	ADJUSTMENT	TIME DELAY
HRDS120	12VDC	Onboard	0.1 - 10s
HRDS313M	24VDC	Fixed	3m
HRDS321	24VDC	Onboard	1 - 100s
HRDS421	120VAC	Onboard	1 - 100s
HRDS430	120VAC	External	0.1 - 10s

If you don't find the part you need, call us for a custom product 800-843-8848

Description

The HRDS Series combines an electromechanical relay output with microcontroller timing circuitry. It offers 12 to 230V operation in five options and factory fixed, onboard or external adjustable time delays with a repeat accuracy of $\pm 0.5\%$. The output contact rating allows for direct operation of heavy loads, such as compressors, pumps, blower motors, heaters, etc. This series is ideal for OEM applications where cost is a factor.

Operation (Single Shot)

Input voltage must be applied before and during timing. Upon momentary or maintained closure of the initiate switch, the output relay energizes for a measured interval of time. At the end of the delay, the output de-energizes. Opening or reclosing the initiate switch during timing has no effect on the time delay. The output will energize if the initiate switch is closed when input voltage is applied.

Reset: Reset occurs when the time delay is complete and the initiate switch is opened. Loss of input voltage resets the time delay and output.

Features & Benefits

FEATURES	BENEFITS
Microcontroller based	Repeat Accuracy $\pm 0.5\%$
Compact, low cost design	Allows flexibility for OEM applications
Isolated, 30A, SPDT, NO output contacts	Allows direct operation of heavy loads: compressors, pumps, blower motors, heaters.
Encapsulated	Protects against shock, vibration, and humidity

Accessories



P1004-95, P1004-95-X Versa-Pot

Panel mountable, industrial potentiometer recommended for remote time delay adjustment.



P1023-6 Mounting bracket

The 90° orientation of mounting slots makes installation/removal of modules quick and easy.



P0700-7 Versa-Knob

Designed for 0.25 in. (6.35 mm) shaft of Versa-Pot. Semi-gloss industrial black finish.



P1015-13 (AWG 10/12), P1015-64 (AWG 14/16) Female Quick Connect

These 0.25 in. (6.35 mm) female terminals are constructed with an insulator barrel to provide strain relief.



P1015-18 Quick Connect to Screw Adapter


Screw adapter terminal designed for use with all modules with 0.25 in. (6.35 mm) male quick connect terminals.

HRDS SERIES

Accessories



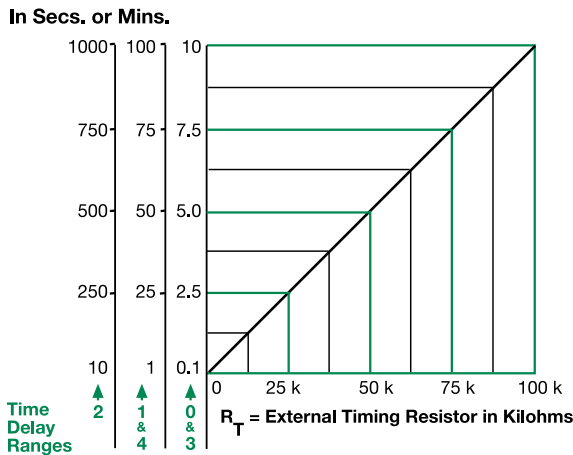
C103PM (AL) DIN Rail
35 mm aluminum DIN rail available in a 36 in. (91.4 cm) length.



P1023-20 DIN Rail Adapter
Allows module to be mounted on a 35 mm DIN type rail with two #10 screws.

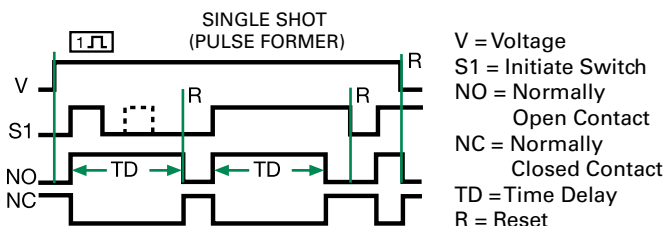
*8-pin models UL listed when used in combination with P1011-6 socket only.

External Resistance vs. Time Delay



This chart applies to externally adjustable part numbers. The time delay is adjustable over the time delay range selected by varying the resistance across the R_T terminals; as the resistance increases the time delay increases. When selecting an external R_T , add the tolerances of the timer and the R_T for the full time range adjustment.
Examples: 1 to 50 S adjustable time delay, select time delay range 1 and a 50 K ohm R_T . For 1 to 100 S use a 100 K ohm R_T .

Function Diagram



Specifications

Time Delay

Type Microcontroller circuitry
Range 0.1s - 100m in 5 adjustable ranges or fixed
Repeat Accuracy $\pm 0.5\%$ or 20 ms, whichever is greater

Tolerance $\pm 1\%$, $\pm 5\%$
Reset Time ≤ 150 ms
Initiate Time ≤ 20 ms

Time Delay vs Temp. & Voltage $\pm 2\%$

Input

Voltage 12 or 24VDC; 24, 120, or 230VAC

Tolerance
12VDC & 24VDC -15% - 20%
24 to 230VAC -20% - 10%

AC Line Frequency 50/60 Hz
Power Consumption AC ≤ 4 VA; DC ≤ 2 W

Output

Type Electromechanical relay

Form SPDT, non-isolated

Ratings	SPDT-NO	SPDT-NC
General Purpose 125/240VAC	30A	15A
Resistive 125/240VAC	30A	15A
28VDC	20A	10A
Motor Load 125VAC	1 hp*	1/4 hp**
240VAC	2 hp**	1 hp**

Life Mechanical - 1×10^6 ;
Electrical - 1×10^5 , $*3 \times 10^4$, $**6,000$

Protection

Surge IEEE C62.41-1991 Level A

Circuitry Encapsulated

Dielectric Breakdown ≥ 2000 V RMS terminals to mounting surface

Insulation Resistance ≥ 100 M Ω

Polarity DC units are reverse polarity protected

Mechanical

Mounting Surface mount with one #10 (M5 x 0.8) screw

Dimensions **H** 76.7 mm (3"); **W** 51.3 mm (2");

D 38.1 mm (1.5")

Termination 0.25 in. (6.35 mm) male quick connect terminals

Environmental

Operating/Storage

Temperature -40° to 60°C/-40° to 85°C

Humidity 95% relative, non-condensing

Weight ≈ 3.9 oz (111 g)



Компания «ЭлектроПласт» предлагает заключение долгосрочных отношений при поставках импортных электронных компонентов на взаимовыгодных условиях!

Наши преимущества:

- Оперативные поставки широкого спектра электронных компонентов отечественного и импортного производства напрямую от производителей и с крупнейших мировых складов;
- Поставка более 17-ти миллионов наименований электронных компонентов;
- Поставка сложных, дефицитных, либо снятых с производства позиций;
- Оперативные сроки поставки под заказ (от 5 рабочих дней);
- Экспресс доставка в любую точку России;
- Техническая поддержка проекта, помощь в подборе аналогов, поставка прототипов;
- Система менеджмента качества сертифицирована по Международному стандарту ISO 9001;
- Лицензия ФСБ на осуществление работ с использованием сведений, составляющих государственную тайну;
- Поставка специализированных компонентов (Xilinx, Altera, Analog Devices, Intersil, Interpoint, Microsemi, Aeroflex, Peregrine, Syfer, Eurofarad, Texas Instrument, Miteq, Cobham, E2V, MA-COM, Hittite, Mini-Circuits, General Dynamics и др.);

Помимо этого, одним из направлений компании «ЭлектроПласт» является направление «Источники питания». Мы предлагаем Вам помощь Конструкторского отдела:

- Подбор оптимального решения, техническое обоснование при выборе компонента;
- Подбор аналогов;
- Консультации по применению компонента;
- Поставка образцов и прототипов;
- Техническая поддержка проекта;
- Защита от снятия компонента с производства.



Как с нами связаться

Телефон: 8 (812) 309 58 32 (многоканальный)

Факс: 8 (812) 320-02-42

Электронная почта: org@eplast1.ru

Адрес: 198099, г. Санкт-Петербург, ул. Калинина, дом 2, корпус 4, литера А.