

### Innovative and Powerful Features!

- ◆ Rugged metal case for harsh industrial environments
- ◆ Shock and vibration proof
- ◆ Worldwide Safety approval package.
- ◆ ATEX certification and IECEx test report (opt. EX)
- ◆ Model TSP 090-124N meets NEC class 2
- ◆ Industrial operating temperature range: -25°C to +70°C
- ◆ Adjustable output voltage
- ◆ Protection against short-circuit, overvoltage and over-temperature
- ◆ Power OK signal, Remote On/Off
- ◆ Wall mounting (opt.)
- ◆ 3-year product warranty

### Function Modules (see page 5)



The TSP series comprises high performance DIN-rail mount power supplies designed for reliable operation under difficult factory floor conditions. High immunity against electrical disturbances and rugged metal casing make these modules the best choice to power sensitive loads in industrial process control systems, machine tools or other demanding industrial applications. They provide a DC-OK signal and external shut down function. Detachable screw terminal blocks make the connection easy.

This power supply line is accompanied by a wide range of function modules for reliable system solutions:

**Redundancy modules** for true current sharing in parallel operation and for redundant systems.

**Battery controller modules** to configure high reliable UPS systems for 12, 24 and 48 VDC. Selection of battery packs available.

**Buffer modules** for protection against short time AC power loss. Maintenance free! No batteries required.

| Models       |                        |                            |                             |
|--------------|------------------------|----------------------------|-----------------------------|
| Order Code   | Output Power<br>(Pmax) | **Output Voltage<br>(Vnom) | ***Output Current<br>(Imax) |
| TSP 070-112* | 72 W                   | 12 VDC                     | 6.0 A                       |
| TSP 090-124* | 90 W                   | 24 VDC                     | 3.75 A                      |
| TSP 090-124N | 90 W                   | 24 VDC                     | 3.75 A                      |
| TSP 090-148* | 96 W                   | 48 VDC                     | 2.0 A                       |
| TSP 140-112* | 144 W                  | 12 VDC                     | 12.0 A                      |
| TSP 180-124* | 180 W                  | 24 VDC                     | 7.5 A                       |
| TSP 180-148* | 192 W                  | 48 VDC                     | 4.0 A                       |
| TSP 360-124* | 360 W                  | 24 VDC                     | 15.0 A                      |
| TSP 360-148* |                        | 48 VDC                     | 7.5 A                       |
| TSP 600-124* | 600 W                  | 24 VDC                     | 25.0 A                      |
| TSP 600-136  |                        | 36 VDC                     | 16.5 A                      |
| TSP 600-148* |                        | 48 VDC                     | 12.5 A                      |

\* For ATEX / IECEx compliant model add appendix -EX to order code.

\*\* Output voltage adjustable 12-14 VDC, 24-28 VDC and 48-56VDC

\*\*\* Max. current at nominal output voltage and operating temperature up to 40 °C max.



### Input Specifications

|   |  |  |
|---|--|--|
| Input voltage range                           | – TSP 070/090<br>– other models:<br>– output current derating at operation below 100 VAC | 85 – 264 VAC universal input<br>85 – 132 / 187 – 264 VAC autoselect<br>see graph B, page 4 |
| Input voltage frequency                       |  | 47 – 63 Hz   |
| Harmonic limits                               |  | EN 61000-3-2, Class A (for limited output power)   |
| Holdup time                                   | 230 VAC<br>115 VAC   | 20 ms<br>10 ms at full load, 20 ms at 66% load   |
| Inrush current                                | – TSP 070/090<br>– TSP 140/180<br>– TSP 360<br>– TSP 600                                 | 115 VAC<br>230 VAC<br>< 12 A<br>< 13 A<br>< 16 A<br>< 25 A                                 |
| Recommended circuit breaker, characteristic B | – TSP 070/090/140/180<br>– TSP 360<br>– TSP 600  | 6.0 – 16.0 A<br>10.0 – 16.0 A<br>16.0 – 25.0 A   |
| Efficiency                                    |  | 87 % typ.  |

### Output Specifications

|                                     |  |   |   |
|-------------------------------------|--|---|---|
| Output voltage adj. range           | – 12 VDC models:<br>– 24 VDC models:<br>– 36 VDC model:<br>– 48 VDC models:                                    | 12 – 14 VDC<br>24 – 28 VDC<br>36 – 42 VDC<br>48 – 56 VDC  | At output voltage higher than nominal output voltage max. output current has to be reduced accordingly, in order not to exceed max. output power. |
| Regulation                          | – Input variation<br>– Load variation (10–100 %)   | 0.5 % max.<br>0.5 % max.  |   |
| Ripple and Noise (20MHz bandwidth)  |  | 100 mV pk-pk typ. (200 mV pk-pk max. at I <sub>max</sub> )  |   |
| Electronic short circuit protection |  | current limitation at I <sub>max</sub> .<br>constant current, automatic recovery  |   |
| Output overvoltage protection       | – 12 VDC models:<br>– 24 VDC models:<br>– 36 VDC model:<br>– 48 VDC models:                                    | 20 V<br>35 V<br>43 V<br>60 V  |   |
| Overload protection                 |  | electronic overload protection  |   |
| Overtemperature protection          |  | switch off at overtemperature, automatic restart  |   |
| Power back immunity                 | – 12 VDC models:<br>– 24 VDC models:<br>– 36 VDC model:<br>– 48 VDC models:                                    | 16 V<br>35 V<br>48 V<br>63 V  |   |
| Status indicator                    |  | dual color LED (green: DC ok, red: DC off)  |   |
| Power OK signal                     | – trigger threshold:<br><br>– active output signal:<br>(reference to –V <sub>out</sub> )<br><br>– relay output | – 12 VDC models: 9 – 11 V<br>– 24 VDC models: 18 – 22 V<br>– 36 VDC model: 27 – 34 V<br>– 48 VDC models: 36 – 46 V<br>– 12 VDC models: 11.0 V ±1.0 V<br>– 24 VDC models: 22.0 V ±2.0V / 20 mA max.<br>– 36 VDC model: 34.0 V ±2.0 V / 20 mA max.<br>– 48 VDC models: 44.0 V ±4.0 V / 15 mA max. | (20 mA max. for TSP 070, 40 mA max. for TSP 140)<br>(10 mA max. for TSP 090, 20mA max. for others)  |
|                                     |  | DC OK = contact closed<br>rated: 30 VDC/1.0 A for 12/24 VDC models<br>rated: 30 VDC/2.0 A for 36 VDC model<br>rated: 48 VDC/0.5 A for 48 VDC models   |   |

**General Specifications**

|   |   |   |
|---|---|---|
| Max. capacitive load                                      |   | unlimited   |
| Temperature range   | – Operating   | –25°C to +70°C max.<br>(for derating see graph A on page 4)   |
|   | – Storage   | –25°C to +85°C  |
| Cooling   |   | convection cooling, no internal fan   |
| Humidity (non condensing)                                 |   | 95 % rel. H max.  |
| Pollution degree  |   | 2   |
| Temperature coefficient                                   |   | 0.02 %/K  |
| Reliability, calculated MTBF (at +25°C acc. to IEC 61709) | – TSP 070/090   | >1.8 Mio h  |
|   | – TSP 140   | >1.2 Mio h  |
|   | – TSP 180/360/600   | >0.9 Mio h  |
| Remote On/Off   |   | by ext. contact.<br>DC on: -S contact open<br>DC off: -S connectetd via 1Kohm to -Vout  |
| Isolation   |   | according to IEC/EN 60950-1, UL 60950-1, UL 508   |
| Safety standards  | – Information technology equipment<br>– Industrial control equipment<br>– Electrical equipment for machines<br>– Electronic equipment for power installation<br>– Safety transformers for SMPS<br>– Limited power source (model TSP 090-124N)<br>– Control equipment for hazardous location | IEC/EN 60950-1, UL 60950-1, CSA-C22.2 No. 60950-1-03<br>UL 508, CSA-C22.2 No. 107<br>EN 60204<br>EN 50178<br>EN 61558-2-16<br>EN 60950 sect. 2.5 and NEC Class 2<br>UL 60079-15<br>(Class I, Division 2, Groups A,B,C,D AEx n C II C T4 U)<br>IEC/EN 60079-15 (Class I, Zone 2, EEx nC II C T4 U),<br> II3G EEx nAC IIC T4 (T3 with limited power)   |
| Safety approvals and certifications                       | – CB report<br>– UL approvals<br>– CSA certification<br><br>–  II3G ATEX 94/9/EC<br>– BG certification   | for IEC/EN 60950-1<br><a href="http://www.tracopower.com/products/tsp-cb.pdf">www.tracopower.com/products/tsp-cb.pdf</a><br>UL 60950-1 rec. File: e181381, UL 508C listed File: e210002<br><a href="http://www.ul.com">www.ul.com</a> -> certifications<br>(file no. 219759) for UL 60950-1, UL 508, UL 60079-15-02,<br>ANSI/ISA 12.12.01, CSA-22.2 No. 60950-1-03,<br>CSA C22.2 No. 107, CSA 60079-15-02<br><a href="http://www.tracopower.com/products/tsp-csa.pdf">www.tracopower.com/products/tsp-csa.pdf</a><br>certificate no. EPS 12 ATEX 1 424 X (option -EX only)<br><a href="http://www.tracopower.com/products/tsp-atex.pdf">www.tracopower.com/products/tsp-atex.pdf</a><br>EN 60950-1, EN 60204-1, EN 61558-2-16, EN 50178<br><a href="http://www.tracopower.com/products/tsp-bg.pdf">www.tracopower.com/products/tsp-bg.pdf</a> |
| Class of protection                                       |   | safety class I (IEC 536)  |
| Degree of protection                                      |   | IP 20 (IEC/EN 60529)  |
| Electromagnetic compatibility (EMC), Emissions            | – Conducted RI suppression on input<br>– Radiated RI suppression  | EN 61000-6-3, EN 61204-3<br>EN 55011 class B, EN 55022 class B,<br>EN 55011 class B, EN 55022 class B,  |
| Electromagnetic compatibility (EMC), Immunity             | – Electrostatic discharge (ESD)<br>– Radiated RF field immunity<br>– Electrical fast transient / burst immunity<br>– Surge immunity<br>– Immunity to conducted RF disturbances<br>– Power frequency field immunity<br>– Mains voltage dips and interruptions<br>– Voltage sag immunity      | EN 61000-6-2, EN 61204-3<br>IEC / EN 61000-4-2 4 kV / 8 kV criteria B<br>IEC / EN 61000-4-3 10 V / m criteria A<br>IEC / EN 61000-4-4 2 kV criteria B<br>IEC / EN 61000-4-5 1 kV / 2 kV criteria B<br>IEC / EN 61000-4-6 10 V criteria A<br>IEC / EN 61000-4-8 30 A / m criteria A<br>IEC / EN 61000-4-11 criteria B/C<br>SEMI F47<br><a href="http://www.tracopower.com/products/TSP_SemiF47.pdf">www.tracopower.com/products/TSP_SemiF47.pdf</a>  |

**General Specifications**

|                           |  |   |
|---------------------------|--|---|
| Environment               | – Vibration acc. IEC 60068-2-6;<br>– Shock acc. IEC 60068-2-27 | 3 axis, sine sweep, 10 – 55 Hz, 1 g, 1 oct/min<br>3 axis, 15 g half sine, 11 ms   |
| Enclosure material        |  | aluminium (chassis) / stainless steel (cover)   |
| Mounting                  | – DIN-rail mounting<br><br>– Wall mounting (option)            | for DIN-rails as per EN 50022-35x15/7.5<br>(snap-on with self-locking spring)<br>with <b>wall mounting bracket</b> - see page 9                                     |
| Connection                |  | detachable screw terminals (plugs included)<br>2 terminals per output   |
| Remote On/Off connection  | – 2 pin molex male terminal KK series                          | mating connector information (cable not included)<br><a href="http://www.tracopower.com/products/tsp-rc-cable.pdf">www.tracopower.com/products/tsp-rc-cable.pdf</a> |
| Installation instructions |  | <a href="http://www.tracopower.com/products/tsp-inst.pdf">www.tracopower.com/products/tsp-inst.pdf</a>  |

**Output Power Derating**




All specifications valid at nominal input voltage, full load and +25°C after warm-up time unless otherwise stated.

**Function Modules Overview**

**Redundancy Module:**

With this module and two power supplies of the TSP series a highly reliable, true redundant power system can be configured without any additional components. This module provides:

- Operation with true current sharing
- Alarm outputs and redundancy OK signal
- Hot swappable inputs can be loaded up to 1.5A each (resp. 2.5A with model TSP-REM600)



| Models     |                     |              |
|------------|---------------------|--------------|
| Order Code | Output Voltage adj. | Output Power |
| TSP-REM360 | 24 VDC              | 360 W        |
| TSP-REM600 | (24 – 27 VDC)       | 600 W        |

TSP-REM datasheet: [www.tracopower.com/products/tsp-rem.pdf](http://www.tracopower.com/products/tsp-rem.pdf)

**Battery Controller Modules + Batteries:**

This module provides a professional battery controller to charge and monitor an external lead-acid battery. Together with a power supply of the TSP series and a battery pack a perfect DC-UPS system can be configured. This module provides:

- Battery protection for over voltage, deep discharge, short circuit and reverse connection
- Remote On/Off for battery and power supply
- Alarm outputs for input, output and battery condition
- Controlled end of charge voltage by temperature sensor
- Redundant inputs for two independent sources (**TSP-BCM360 only**)



| Models     |                |              |
|------------|----------------|--------------|
| Order Code | Output Voltage | Output Power |
| TSP-BCM12  | 12 VDC         | 180 W        |
| TSP-BCM24  | 24 VDC         | 360 W        |
| TSP-BCM24A |                | 600 W        |
| TSP-BCM48  | 48 VDC         | 360 W        |
| TSP-BCM48A |                | 600 W        |
| TSP-BCM360 | 24/48 VDC      | 360 W        |


TSP-BCM datasheet: [www.tracopower.com/products/tsp-bcm.pdf](http://www.tracopower.com/products/tsp-bcm.pdf)

TSP-BCM360 datasheet: [www.tracopower.com/products/tsp-bcm360.pdf](http://www.tracopower.com/products/tsp-bcm360.pdf)

**Buffer Module:**

This module will maintain the output voltage of a 24VDC power supply during typical mains faults, short time blackouts or voltage dips of up to ten full 50Hz cycles. During this buffer period no deterioration of the 24VDC output voltage will occur. This module provides:

- Capacitor bank for energy storage, no battery needed!
- Maintenance free, long lifetime, high performance also at low temperature.
- Guaranteed Hold-up-time 200ms/25A to 4s/1.2A max.
- Output 24 to 28VDC, 600W max.
- Active ready and inhibit signals



| Models     |                |              |
|------------|----------------|--------------|
| Order Code | Output Voltage | Output Power |
| TSP-BFM24  | 24 – 28VDC     | 600 W        |

TSP-BFM datasheet: [www.tracopower.com/products/tsp-bfm.pdf](http://www.tracopower.com/products/tsp-bfm.pdf)

**Outline Dimensions**

**Models:**  
TSP 070/090

**Function Modules:**  
TSP-REM360  
TSP-BCM12  
TSP-BCM24  
TSP-BCM48



**Models:**  
TSP 140/180

**Function Modules:**  
TSP-REM600  
TSP-BCM24A  
TSP-BCM48A  
TSP-BCMU360  
TSP-BFM24



Dimensions in [mm], ( ) = inch  
Tolerances: ±0.5 mm (±0.02)

**Outline Dimensions**

Models:  
TSP 360



**Weight:** 1.1kg (2.4lb)

Dimensions in [mm], ( ) = inch  
Tolerances:  $\pm 0.5$  mm ( $\pm 0.02$ )

**Outline Dimensions**

Models:  
TSP 600



**Weight: 2.8kg (6.0lb)**

Dimensions in [mm], ( ) = inch  
Tolerances:  $\pm 0.5$  mm ( $\pm 0.02$ )



**TSP-WMK Wall Mounting Bracket**

| Ordercode of Kit | For Models                         | Content of Kit |
|------------------|------------------------------------|----------------|
| TSP-WMK03        | TSP 070, TSP 090, TSP 140, TSP 180 | 1 bracket      |
| TSP-WMK02        | TSP 360, TSP 600                   | 2 brackets     |

**TSP-WMK03**



**TSP-WMK02**



Dimensions in [mm], ( ) = Inch  
Tolerances: ±0.5 mm (±0.02)

Specifications can be changed without notice! Make sure you are using the latest documentation, downloadable at [www.tracopower.com](http://www.tracopower.com)



Компания «ЭлектроПласт» предлагает заключение долгосрочных отношений при поставках импортных электронных компонентов на взаимовыгодных условиях!

Наши преимущества:

- Оперативные поставки широкого спектра электронных компонентов отечественного и импортного производства напрямую от производителей и с крупнейших мировых складов;
- Поставка более 17-ти миллионов наименований электронных компонентов;
- Поставка сложных, дефицитных, либо снятых с производства позиций;
- Оперативные сроки поставки под заказ (от 5 рабочих дней);
- Экспресс доставка в любую точку России;
- Техническая поддержка проекта, помощь в подборе аналогов, поставка прототипов;
- Система менеджмента качества сертифицирована по Международному стандарту ISO 9001;
- Лицензия ФСБ на осуществление работ с использованием сведений, составляющих государственную тайну;
- Поставка специализированных компонентов (Xilinx, Altera, Analog Devices, Intersil, Interpoint, Microsemi, Aeroflex, Peregrine, Syfer, Eurofarad, Texas Instrument, Miteq, Cobham, E2V, MA-COM, Hittite, Mini-Circuits, General Dynamics и др.);

Помимо этого, одним из направлений компании «ЭлектроПласт» является направление «Источники питания». Мы предлагаем Вам помощь Конструкторского отдела:

- Подбор оптимального решения, техническое обоснование при выборе компонента;
- Подбор аналогов;
- Консультации по применению компонента;
- Поставка образцов и прототипов;
- Техническая поддержка проекта;
- Защита от снятия компонента с производства.



#### Как с нами связаться

**Телефон:** 8 (812) 309 58 32 (многоканальный)

**Факс:** 8 (812) 320-02-42

**Электронная почта:** [org@eplast1.ru](mailto:org@eplast1.ru)

**Адрес:** 198099, г. Санкт-Петербург, ул. Калинина, дом 2, корпус 4, литера А.