

Surface Mount Fuse with Holder, 12 x 5.2 mm, Time-Lag T, 125 VAC, 125 VDC



UL 248-14 · 125 VAC · 125 VDC · Time-Lag T

See below:
[Approvals and Compliances](#)

Description

- Directly solderable on printed circuit boards
- OMZ 125 = OMT 125 + OMH 125


References

[Packaging Details](#)

Weblinks

[pdf data sheet](#), [html datasheet](#), [General Product Information](#), [Packaging details](#), [Distributor-Stock-Check](#), [Detailed request for product](#)

Technical Data

Rated Voltage	125 VAC, 125 VDC
Rated current	0.25 - 5 A
Breaking Capacity	100 A
Characteristic	Time-Lag T
Mounting	PCB,SMT
Admissible Ambient Air Temp.	-40 °C to 85 °C
Climatic Category	40/085/21 acc. to IEC 60068-1
Material: Housing	Thermoplastic, UL 94V-0
Material: Terminals	Tin-Plated Copper
Unit Weight	0.47 g
Storage Conditions	0 °C to 60 °C, max. 70% r.h.
Product Marking	 , Type, Rated current, Certification marks

Soldering Methods	Reflow Soldering Profile
Solderability	245 °C / 3 sec acc. to IEC 60068-2-58, Test Td
Resistance to Soldering Heat	260 °C / 10 sec acc. to IEC 60068-2-58, Test Td
Moisture Sensitivity Level	MSL 1, J-STD-020



Approvals and Compliances

Detailed information on product approvals, code requirements, usage instructions and detailed test conditions can be looked up in [Details about Approvals](#)

SCHURTER products are designed for use in industrial environments. They have approvals from independent testing bodies according to national and international standards. Products with specific characteristics and requirements such as required in the automotive sector according to IATF 16949, medical technology according to ISO 13485 or in the aerospace industry can be offered exclusively with customer-specific, individual agreements by SCHURTER.

Product standards

Product standards that are referenced

Organization	Design	Standard	Description
	Designed according to	UL 248-14	Low voltage fuses - Part 14: Additional fuses
	Designed according to	CSA22.2 No. 248.14	Low-Voltage Fuses - Part 14: Supplemental Fuses





Application standards

Application standards where the product can be used

Organization	Design	Standard	Description
	Designed for applications acc.	IEC/UL 62368-1	IEC 62368-1 includes the basic requirements for safety of audio, video, information technology and office equipment.

Compliances

The product complies with following Guide Lines

Identification	Details	Initiator	Description
	CE declaration of conformity	SCHURTER AG	The CE marking declares that the product complies with the applicable requirements laid down in the harmonisation of Community legislation on its affixing in accordance with EU Regulation 765/2008.
	RoHS	SCHURTER AG	Directive RoHS 2011/65/EU, Amendment (EU) 2015/863
	China RoHS	SCHURTER AG	The law SJ / T 11363-2006 (China RoHS) has been in force since 1 March 2007. It is similar to the EU directive RoHS.
	REACH	SCHURTER AG	On 1 June 2007, Regulation (EC) No 1907/2006 on the Registration, Evaluation, Authorization and Restriction of Chemicals 1 (abbreviated as "REACH") entered into force.

Dimension [mm]

12 mm

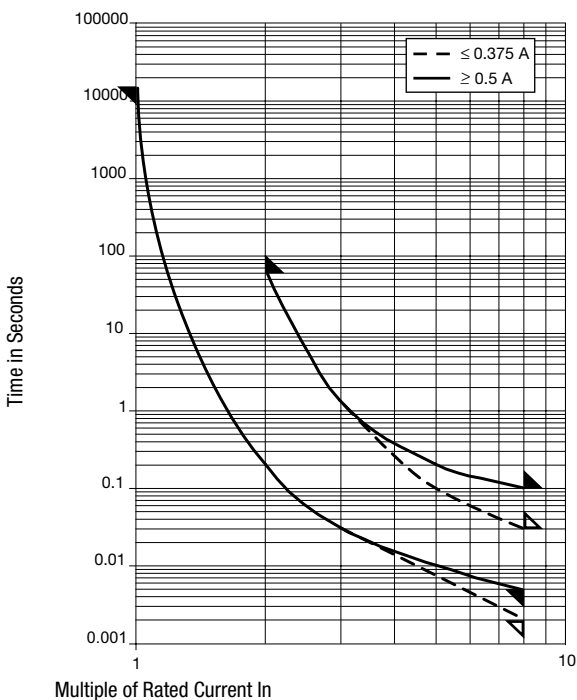


Soldering pads

Pre-Arcing Time

Rated Current I_n	1.0 x I_n min.	2.0 x I_n max.	8.0 x I_n min.	8.0 x I_n max.
0.25 A - 0.375 A	4 h	60 s	2 ms	10 ms
0.5 A - 6.3 A	4 h	60 s	5 ms	100 ms

Time-Current-Curves



All Variants

Fuse	Holder	Rated Current [A]	Rated Voltage [VAC]	Rated Voltage [VDC]	Breaking Capacity	Voltage Drop 1.0 I _n typ. [mV]	Power Dissipation 1.0 I _n typ. [mW]	Melting I ² t 8.0 I _n typ. [A ² s]	Order Number
●	●	0.25	125	125	1)	142	35.5	0.02	3404.2320.11
●	●	0.25	125	125	1)	142	35.5	0.02	3404.2320.22
●	●	0.25	125	125	1)	142	35.5	0.02	3404.2320.23
●	●	0.375	125	125	1)	123	46.1	0.054	3404.2321.11
●	●	0.375	125	125	1)	123	46.1	0.054	3404.2321.22
●	●	0.375	125	125	1)	123	46.1	0.054	3404.2321.23
●	●	0.5	125	125	1)	95	47.5	0.16	3404.2322.11
●	●	0.5	125	125	1)	95	47.5	0.16	3404.2322.22
●	●	0.5	125	125	1)	95	47.5	0.16	3404.2322.23
●	●	0.75	125	125	1)	92	69	0.43	3404.2323.11
●	●	0.75	125	125	1)	92	69	0.43	3404.2323.22
●	●	0.75	125	125	1)	92	69	0.43	3404.2323.23
●	●	1	125	125	1)	88	88	0.77	3404.2324.11
●	●	1	125	125	1)	88	88	0.77	3404.2324.22
●	●	1	125	125	1)	88	88	0.77	3404.2324.23
●	●	1.5	125	125	1)	82	123	1.73	3404.2325.11
●	●	1.5	125	125	1)	82	123	1.73	3404.2325.22
●	●	1.5	125	125	1)	82	123	1.73	3404.2325.23
●	●	2	125	125	1)	75	150	3.58	3404.2326.11
●	●	2	125	125	1)	75	150	3.58	3404.2326.22
●	●	2	125	125	1)	75	150	3.58	3404.2326.23
●	●	2.5	125	125	1)	137	343	5.6	3404.2327.11
●	●	2.5	125	125	1)	137	343	5.6	3404.2327.22
●	●	2.5	125	125	1)	137	343	5.6	3404.2327.23
●	●	3	125	125	1)	128	384	8.06	3404.2328.11
●	●	3	125	125	1)	128	384	8.06	3404.2328.22
●	●	3	125	125	1)	128	384	8.06	3404.2328.23
●	●	3.5	125	125	1)	119	417	11.76	3404.2329.11
●	●	3.5	125	125	1)	119	417	11.76	3404.2329.22
●	●	3.5	125	125	1)	119	417	11.76	3404.2329.23
●	●	4	125	125	1)	77	308	12.3	3404.2330.11
●	●	4	125	125	1)	77	308	12.3	3404.2330.22
●	●	4	125	125	1)	77	308	12.3	3404.2330.23
●	●	5	125	125	1)	79	395	20.8	3404.2331.11
●	●	5	125	125	1)	79	395	20.8	3404.2331.22
●	●	5	125	125	1)	79	395	20.8	3404.2331.23

Availability for all products can be searched real-time: <https://www.schurter.com/en/Stock-Check/Stock-Check-SCHURTER>

1) 100 A @ 125 VAC , p.f. ≥ 0.95 / 100 A @ 125 VDC

Packaging Unit		
	.xx = .11	Plastic Bag (100 pcs.)
	.xx = .22	Blister Tape 33 cm Reel (750 pcs.)
	.xx = .23	Blister Tape 38 cm Reel (1500 pcs.)



Компания «ЭлектроПласт» предлагает заключение долгосрочных отношений при поставках импортных электронных компонентов на взаимовыгодных условиях!

Наши преимущества:

- Оперативные поставки широкого спектра электронных компонентов отечественного и импортного производства напрямую от производителей и с крупнейших мировых складов;
- Поставка более 17-ти миллионов наименований электронных компонентов;
- Поставка сложных, дефицитных, либо снятых с производства позиций;
- Оперативные сроки поставки под заказ (от 5 рабочих дней);
- Экспресс доставка в любую точку России;
- Техническая поддержка проекта, помощь в подборе аналогов, поставка прототипов;
- Система менеджмента качества сертифицирована по Международному стандарту ISO 9001;
- Лицензия ФСБ на осуществление работ с использованием сведений, составляющих государственную тайну;
- Поставка специализированных компонентов (Xilinx, Altera, Analog Devices, Intersil, Interpoint, Microsemi, Aeroflex, Peregrine, Syfer, Eurofarad, Texas Instrument, Miteq, Cobham, E2V, MA-COM, Hittite, Mini-Circuits, General Dynamics и др.);

Помимо этого, одним из направлений компании «ЭлектроПласт» является направление «Источники питания». Мы предлагаем Вам помощь Конструкторского отдела:

- Подбор оптимального решения, техническое обоснование при выборе компонента;
- Подбор аналогов;
- Консультации по применению компонента;
- Поставка образцов и прототипов;
- Техническая поддержка проекта;
- Защита от снятия компонента с производства.



Как с нами связаться

Телефон: 8 (812) 309 58 32 (многоканальный)

Факс: 8 (812) 320-02-42

Электронная почта: org@eplast1.ru

Адрес: 198099, г. Санкт-Петербург, ул. Калинина, дом 2, корпус 4, литера А.