

Surface Mount Fuse with Holder, 12 x 5.2 mm, Time-Lag T, 125 VAC, 125 VDC



UL 248-14 · 125 VAC · 125 VDC · Time-Lag T

See below:


[Approvals and Compliances](#)**Description**

- Directly solderable on printed circuit boards
- OMZ 125 = OMT 125 + OMH 125

**References**[Packaging Details](#)**Weblinks**

[pdf data sheet](#), [html datasheet](#), [General Product Information](#), [Packaging details](#), [Distributor-Stock-Check](#), [Detailed request for product](#)

**Technical Data**

|                              |  |
|------------------------------|--|
| Rated Voltage                | 125 VAC, 125 VDC   |
| Rated current                | 0.25 - 5 A   |
| Breaking Capacity            | 100 A  |
| Characteristic               | Time-Lag T   |
| Mounting                     | PCB,SMT  |
| Admissible Ambient Air Temp. | -40 °C to 85 °C  |
| Climatic Category            | 40/085/21 acc. to IEC 60068-1  |
| Material: Housing            | Thermoplastic, UL 94V-0  |
| Material: Terminals          | Tin-Plated Copper  |
| Unit Weight                  | 0.47 g   |
| Storage Conditions           | 0 °C to 60 °C, max. 70% r.h.   |
| Product Marking              |  Type, Rated current, Certification marks |

|                              |   |
|------------------------------|---|
| Soldering Methods            | Reflow<br><a href="#">Soldering Profile</a>     |
| Solderability                | 245 °C / 3 sec acc. to IEC 60068-2-58, Test Td  |
| Resistance to Soldering Heat | 260 °C / 10 sec acc. to IEC 60068-2-58, Test Td |
| Moisture Sensitivity Level   | MSL 1, J-STD-020                                |



**Approvals and Compliances**

Detailed information on product approvals, code requirements, usage instructions and detailed test conditions can be looked up in [Details about Approvals](#)

SCHURTER products are designed for use in industrial environments. They have approvals from independent testing bodies according to national and international standards. Products with specific characteristics and requirements such as required in the automotive sector according to IATF 16949, medical technology according to ISO 13485 or in the aerospace industry can be offered exclusively with customer-specific, individual agreements by SCHURTER.


**Product standards**

Product standards that are referenced

| Organization  | Design                | Standard           | Description                                     |
|---|-----------------------|--------------------|---|
|  | Designed according to | UL 248-14          | Low voltage fuses - Part 14: Additional fuses   |
|  | Designed according to | CSA22.2 No. 248.14 | Low-Voltage Fuses - Part 14: Supplemental Fuses |

**Application standards**

Application standards where the product can be used

| Organization  | Design                         | Standard       | Description  |
|---|--------------------------------|----------------|--|
|  | Designed for applications acc. | IEC/UL 62368-1 | IEC 62368-1 includes the basic requirements for safety of audio, video, information technology and office equipment. |

## Compliances

The product complies with following Guide Lines

| Identification   | Details                                      | Initiator   | Description   |
|--|--|-------------|---|
|  | <a href="#">CE declaration of conformity</a> | SCHURTER AG | The CE marking declares that the product complies with the applicable requirements laid down in the harmonisation of Community legislation on its affixing in accordance with EU Regulation 765/2008. |
|  | RoHS   | SCHURTER AG | Directive RoHS 2011/65/EU, Amendment (EU) 2015/863  |
|  | China RoHS                                   | SCHURTER AG | The law SJ / T 11363-2006 (China RoHS) has been in force since 1 March 2007. It is similar to the EU directive RoHS.  |
|  | REACH  | SCHURTER AG | On 1 June 2007, Regulation (EC) No 1907/2006 on the Registration, Evaluation, Authorization and Restriction of Chemicals 1 (abbreviated as "REACH") entered into force.                               |

## Dimension [mm]

12 mm

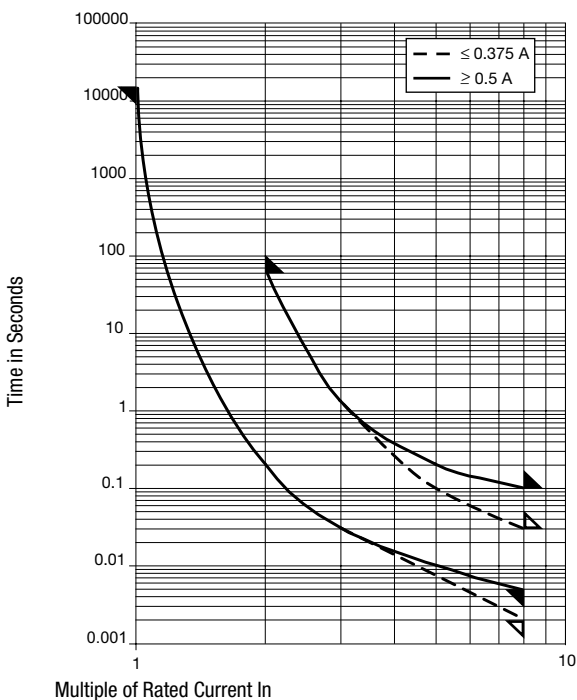


Soldering pads

## Pre-Arcing Time

| Rated Current $I_n$ | 1.0 x $I_n$ min. | 2.0 x $I_n$ max. | 8.0 x $I_n$ min. | 8.0 x $I_n$ max. |
|---------------------|------------------|------------------|------------------|------------------|
| 0.25 A - 0.375 A    | 4 h              | 60 s             | 2 ms             | 10 ms            |
| 0.5 A - 6.3 A       | 4 h              | 60 s             | 5 ms             | 100 ms           |

## Time-Current-Curves



All Variants

| Fuse | Holder | Rated Current [A] | Rated Voltage [VAC] | Rated Voltage [VDC] | Breaking Capacity | Voltage Drop 1.0 I <sub>n</sub> typ. [mV] | Power Dissipation 1.0 I <sub>n</sub> typ. [mW] | Melting I <sup>2</sup> t 8.0 I <sub>n</sub> typ. [A <sup>2</sup> s] | Order Number |
|------|--------|-------------------|---------------------|---------------------|-------------------|---|--|---|--------------|
| ●    | ●      | 0.25              | 125                 | 125                 | 1)                | 142                                       | 35.5   | 0.02  | 3404.2320.11 |
| ●    | ●      | 0.25              | 125                 | 125                 | 1)                | 142                                       | 35.5   | 0.02  | 3404.2320.22 |
| ●    | ●      | 0.25              | 125                 | 125                 | 1)                | 142                                       | 35.5   | 0.02  | 3404.2320.23 |
| ●    | ●      | 0.375             | 125                 | 125                 | 1)                | 123                                       | 46.1   | 0.054   | 3404.2321.11 |
| ●    | ●      | 0.375             | 125                 | 125                 | 1)                | 123                                       | 46.1   | 0.054   | 3404.2321.22 |
| ●    | ●      | 0.375             | 125                 | 125                 | 1)                | 123                                       | 46.1   | 0.054   | 3404.2321.23 |
| ●    | ●      | 0.5               | 125                 | 125                 | 1)                | 95  | 47.5   | 0.16  | 3404.2322.11 |
| ●    | ●      | 0.5               | 125                 | 125                 | 1)                | 95  | 47.5   | 0.16  | 3404.2322.22 |
| ●    | ●      | 0.5               | 125                 | 125                 | 1)                | 95  | 47.5   | 0.16  | 3404.2322.23 |
| ●    | ●      | 0.75              | 125                 | 125                 | 1)                | 92  | 69   | 0.43  | 3404.2323.11 |
| ●    | ●      | 0.75              | 125                 | 125                 | 1)                | 92  | 69   | 0.43  | 3404.2323.22 |
| ●    | ●      | 0.75              | 125                 | 125                 | 1)                | 92  | 69   | 0.43  | 3404.2323.23 |
| ●    | ●      | 1                 | 125                 | 125                 | 1)                | 88  | 88   | 0.77  | 3404.2324.11 |
| ●    | ●      | 1                 | 125                 | 125                 | 1)                | 88  | 88   | 0.77  | 3404.2324.22 |
| ●    | ●      | 1                 | 125                 | 125                 | 1)                | 88  | 88   | 0.77  | 3404.2324.23 |
| ●    | ●      | 1.5               | 125                 | 125                 | 1)                | 82  | 123  | 1.73  | 3404.2325.11 |
| ●    | ●      | 1.5               | 125                 | 125                 | 1)                | 82  | 123  | 1.73  | 3404.2325.22 |
| ●    | ●      | 1.5               | 125                 | 125                 | 1)                | 82  | 123  | 1.73  | 3404.2325.23 |
| ●    | ●      | 2                 | 125                 | 125                 | 1)                | 75  | 150  | 3.58  | 3404.2326.11 |
| ●    | ●      | 2                 | 125                 | 125                 | 1)                | 75  | 150  | 3.58  | 3404.2326.22 |
| ●    | ●      | 2                 | 125                 | 125                 | 1)                | 75  | 150  | 3.58  | 3404.2326.23 |
| ●    | ●      | 2.5               | 125                 | 125                 | 1)                | 137                                       | 343  | 5.6   | 3404.2327.11 |
| ●    | ●      | 2.5               | 125                 | 125                 | 1)                | 137                                       | 343  | 5.6   | 3404.2327.22 |
| ●    | ●      | 2.5               | 125                 | 125                 | 1)                | 137                                       | 343  | 5.6   | 3404.2327.23 |
| ●    | ●      | 3                 | 125                 | 125                 | 1)                | 128                                       | 384  | 8.06  | 3404.2328.11 |
| ●    | ●      | 3                 | 125                 | 125                 | 1)                | 128                                       | 384  | 8.06  | 3404.2328.22 |
| ●    | ●      | 3                 | 125                 | 125                 | 1)                | 128                                       | 384  | 8.06  | 3404.2328.23 |
| ●    | ●      | 3.5               | 125                 | 125                 | 1)                | 119                                       | 417  | 11.76   | 3404.2329.11 |
| ●    | ●      | 3.5               | 125                 | 125                 | 1)                | 119                                       | 417  | 11.76   | 3404.2329.22 |
| ●    | ●      | 3.5               | 125                 | 125                 | 1)                | 119                                       | 417  | 11.76   | 3404.2329.23 |
| ●    | ●      | 4                 | 125                 | 125                 | 1)                | 77  | 308  | 12.3  | 3404.2330.11 |
| ●    | ●      | 4                 | 125                 | 125                 | 1)                | 77  | 308  | 12.3  | 3404.2330.22 |
| ●    | ●      | 4                 | 125                 | 125                 | 1)                | 77  | 308  | 12.3  | 3404.2330.23 |
| ●    | ●      | 5                 | 125                 | 125                 | 1)                | 79  | 395  | 20.8  | 3404.2331.11 |
| ●    | ●      | 5                 | 125                 | 125                 | 1)                | 79  | 395  | 20.8  | 3404.2331.22 |
| ●    | ●      | 5                 | 125                 | 125                 | 1)                | 79  | 395  | 20.8  | 3404.2331.23 |

Availability for all products can be searched real-time: <https://www.schurter.com/en/Stock-Check/Stock-Check-SCHURTER>

1) 100 A @ 125 VAC , p.f. ≥ 0.95 / 100 A @ 125 VDC

| Packaging Unit |           |                                     |
|----------------|-----------|-------------------------------------|
|                | .xx = .11 | Plastic Bag (100 pcs.)              |
|                | .xx = .22 | Blister Tape 33 cm Reel (750 pcs.)  |
|                | .xx = .23 | Blister Tape 38 cm Reel (1500 pcs.) |



Компания «ЭлектроПласт» предлагает заключение долгосрочных отношений при поставках импортных электронных компонентов на взаимовыгодных условиях!

Наши преимущества:

- Оперативные поставки широкого спектра электронных компонентов отечественного и импортного производства напрямую от производителей и с крупнейших мировых складов;
- Поставка более 17-ти миллионов наименований электронных компонентов;
- Поставка сложных, дефицитных, либо снятых с производства позиций;
- Оперативные сроки поставки под заказ (от 5 рабочих дней);
- Экспресс доставка в любую точку России;
- Техническая поддержка проекта, помощь в подборе аналогов, поставка прототипов;
- Система менеджмента качества сертифицирована по Международному стандарту ISO 9001;
- Лицензия ФСБ на осуществление работ с использованием сведений, составляющих государственную тайну;
- Поставка специализированных компонентов (Xilinx, Altera, Analog Devices, Intersil, Interpoint, Microsemi, Aeroflex, Peregrine, Syfer, Eurofarad, Texas Instrument, Miteq, Cobham, E2V, MA-COM, Hittite, Mini-Circuits, General Dynamics и др.);

Помимо этого, одним из направлений компании «ЭлектроПласт» является направление «Источники питания». Мы предлагаем Вам помощь Конструкторского отдела:

- Подбор оптимального решения, техническое обоснование при выборе компонента;
- Подбор аналогов;
- Консультации по применению компонента;
- Поставка образцов и прототипов;
- Техническая поддержка проекта;
- Защита от снятия компонента с производства.



#### Как с нами связаться

**Телефон:** 8 (812) 309 58 32 (многоканальный)

**Факс:** 8 (812) 320-02-42

**Электронная почта:** [org@eplast1.ru](mailto:org@eplast1.ru)

**Адрес:** 198099, г. Санкт-Петербург, ул. Калинина, дом 2, корпус 4, литера А.