

MICRO SWITCH™ V-Basic Switch Standard V15 Series

Electromechanical Basic Switch



DESCRIPTION

Honeywell's MICRO SWITCH™ V-Basic Switch Standard, V15 Series, is an electromechanical switch designed for enhanced reliability at a great value. This switch is often ideal for “low-cost-of-failure” – where the cost to replace the switch or to service any failure related to the switch is minimal. The V15 is designed for applications requiring ≥ 100 g of operating force and electrical ratings ranging from 16A to 26A.

The V15 Series switch offers a wide range of standard offerings, including a choice of actuators, electrical ratings, operating forces, and circuitry, and holds global approvals (ENEC, CQC, UL, cUL).

FEATURES

- Broad range of electrical loads
- Straight, roller, simulated roller, and special actuators
- Special terminations available upon request
- Precision operation and application versatility
- Wide temperature range
- Global approvals (ENEC, CQC, UL, cUL)

POTENTIAL APPLICATIONS

- Appliance
- Gaming
- Vending machines
- Water heaters
- Industrial controls

BENEFITS

- Compatible with many applications due to the switches design flexibility, broad range of electrical loads, and actuators
- Accepts insulated connections, most quick connect openings
- Reliability, repeatability within range of conditions

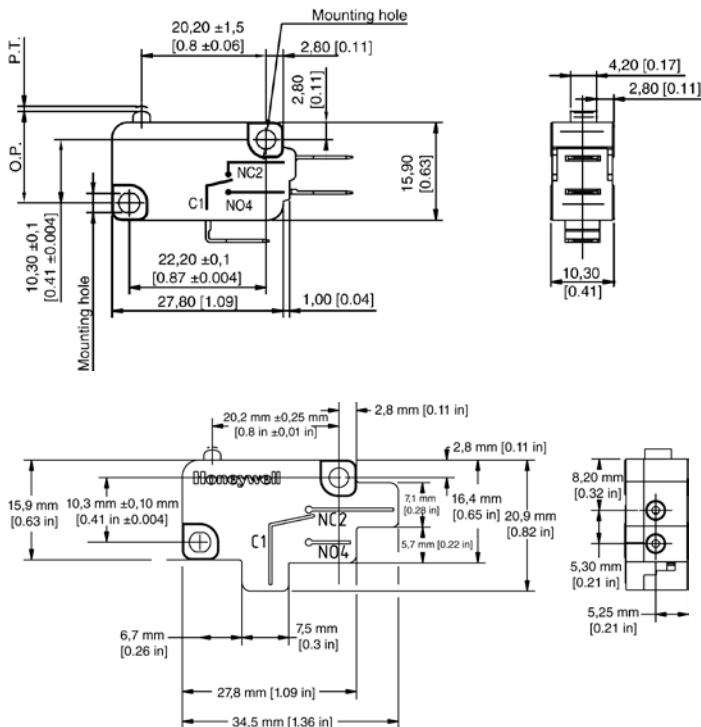
MICRO SWITCH™ V-Basic Switch Standard V15 Series

Specifications	
Insulation resistance	≥ 100 mOhm (500 Vdc)
Dielectric strength	1000 Vac (50 Hz/60 Hz, 1 min.)
Contact resistance	100 milliOhm max.
Operating frequency - electrical	10 to 30 operations per minute
Operating frequency – mechanical	300 operations per minute max.
Operating speed	0,1mm - 1m/sec.
Service life mechanical	5 million cycles (operating force ≤ 200 g); 1 million cycles (operating force > 200 g)
Service life electrical	6000 or 50000 operations minimum
Storage temperature	-25 °C to 100 °C [-13 °F to 212 °F]
Storage humidity	85 % RH max.
Micro disconnection (μ)	< 3 mm contact gap
Agency approvals	ENEC, CQC, UL, cUL

ELECTRICAL CHARACTERISTICS

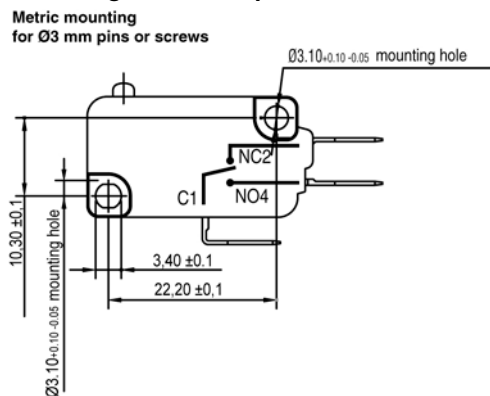
Electrical rating	
11	ENEC/CQC ; 11(3) A, 125/150 Vac UL/cUL ; 11(3) A, 125/150 Vac
16	ENEC/CQC ; 16(4) A, 250 Vac (50000 cycles) UL/cUL ; 16½ HP, 125 Vac/250 Vac (6000 cycles)
22	ENEC/CQC: 22(8) A, 250 Vac (10000 cycles) UL/cUL: 22 A 1HP, 125 Vac/250Vac (6000 cycles)
26	ENEC: 26(10) A, 250 Vac (25000 cycles)

DIMENSIONS

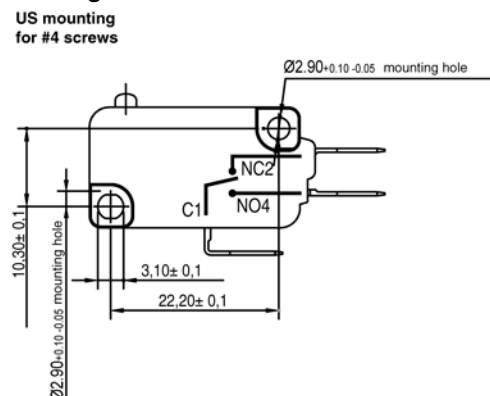


MOUNTING HOLE DIMENSIONS

Metric mounting for Ø3 mm pins or screws



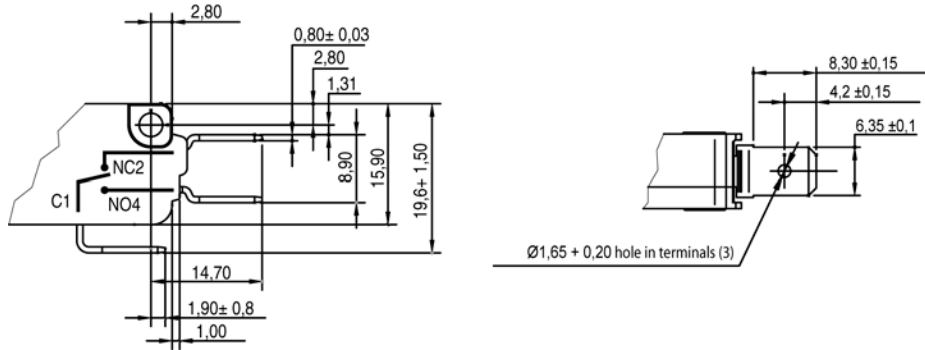
USA mounting for #4 screws



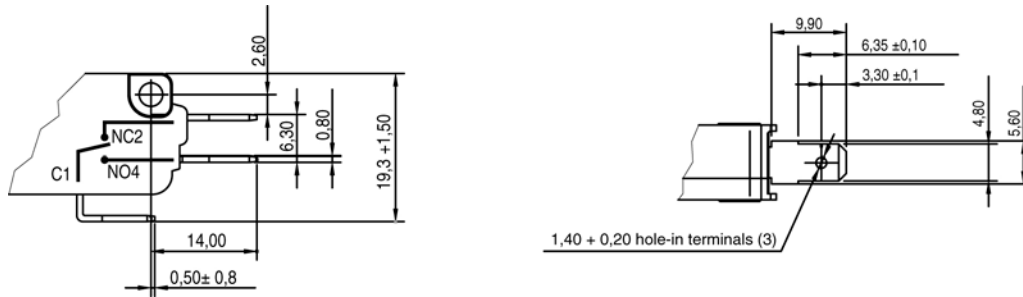
Electromechanical Basic Switches

CONNECTION DIMENSIONS

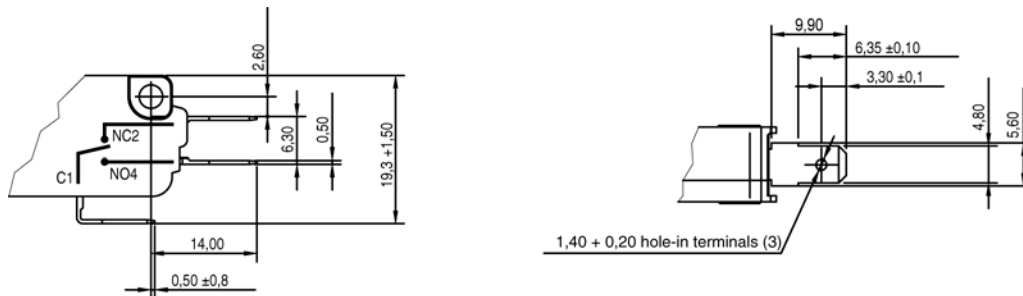
C-style quick connect - 6,35 mm wide x 0,8 mm thick



D-style quick connect - 4,80 mm wide x 0,8 mm thick



E-style quick connect - 4,80 mm wide x 0,5 mm thick



MICRO SWITCH™ V-Basic Switch Standard V15 Series

STANDARD LEVER OPTIONS

Lever code/Description	Outline dimensions
A01/Straight short lever	<p>Technical drawing of the A01/Straight short lever. The drawing shows a side view of the lever with dimensions: PT (total height), OP (operating height), 20,20 ±1,5 (total length), and 8,10 (distance from pivot to contact).</p>
A02/Standard straight lever	<p>Technical drawing of the A02/Standard straight lever. The drawing shows a side view of the lever with dimensions: PT (total height), OP (operating height), 35,6 ±1,5 (total length), 20,20 ±1,5 (distance from pivot to contact), and 8,10 (distance from pivot to contact).</p>
A03/Long straight lever	<p>Technical drawing of the A03/Long straight lever. The drawing shows a side view of the lever with dimensions: PT (total height), OP (operating height), 59,5 ±1,5 (total length), 20,20 ±1,5 (distance from pivot to contact), and 8,10 (distance from pivot to contact).</p>
A04/Simulated roller lever	<p>Technical drawing of the A04/Simulated roller lever. The drawing shows a side view of the lever with dimensions: PT (total height), OP (operating height), 3,00 (roller height), R3,20 (roller radius), 32,60 ±1,5 (total length), and 8,10 (distance from pivot to contact).</p>
A05/Short roller lever	<p>Technical drawing of the A05/Short roller lever. The drawing shows a side view of the lever with dimensions: PT (total height), OP (operating height), Roller: 5,0 dia. x 4,2 (roller specification), 20,60 ±1,5 (total length), and 8,10 (distance from pivot to contact).</p>
A06/Roller lever	<p>Technical drawing of the A06/Roller lever. The drawing shows a side view of the lever with dimensions: PT (total height), OP (operating height), Roller: 5,0 dia. x 4,2 (roller specification), 34,00 ±1,5 (total length), 20,20 ±1,5 (distance from pivot to contact), and 8,10 (distance from pivot to contact).</p>

Electromechanical Basic Switches

NOMENCLATURE TREE

V15	T	16	C	Z	200	A	01	XX	K
Switch type	Temp. grade °C	Electrical rating	Terminal style	Circuit code	Operating force at pin plunger, max.	Lever position	Lever type	Special designator	Mounting holes
MICRO SWITCH™ V-Basic Switch Standard (V15 Series)	T T125	11 ENEC/CQC: 11(3) A, 125/150 Vac 25T85 µ 5E4 UL/cUL: 11(3) A, 125/150 Vac 25T85 µ 5E4	C Quick connect 6,35 mm x 0,80 mm [0.250 in x 0.032 in]	Z SPDT	100 100 gf 0.98 N	No lever pin plunger	No lever pin plunger	A special designator letter is used only when Terminal Type is "X" or Actuator/Lever Type is "99" to specify that the terminals or the actuator of the switch is special. Review Product Specification to determine the exact differences.	Metric Ø3,1 mm
	H T150	16 ENEC/CQC: 16(4)A 250 Vac UL/cUL: 16 1/2HP 125/250 Vac	D Quick connect 4,80 mm x 0,8 mm [0.187 in x 0.032 in]	P SPST-NO	200 200 gf 1.96N	A Far from pin plunger	01 Short straight lever		USA Ø2,9 mm
	S T85	22 ENEC/CQC: 22(8) A, 250 Vac UL/cUL: 22 A 1HP, 125/250 Vac	E Quick connect 4,80 mm x 0,5 mm [0.187 in x 0.020 in]	C SPST-NC	300 300 gf 2.94 N	B Near pin plunger	02 Std. straight lever		
		26 ENEC: 26(10) A, 250 Vac	H Push-in terminals		400 400 gf 3.92 N		03 Long straight lever		
							04 Simulated roller lever		
							05 Roller lever		
							06 Long roller lever		
							99 Special lever		

Disclaimer: Not all configurations are immediately available.

ORDER GUIDE

The MICRO SWITCH™ V-Basic Switch Standard, V15 Series, provides customers with the flexibility to request quotes FOB Hong Kong or FOB Freeport. In addition, drop shipments can be arranged to any location in Asia Pacific.

- FOB Freeport orders will be entered using ICOM. Lead time 8 weeks.
- FOB New House orders will be entered using SAP. Lead time 8 weeks.
- FOB Hong Kong or drop shipments a special order request form will need to be submitted please contact your application engineer or product manager for details.

MICRO SWITCH™ V-Basic Switch Standard V15 Series

This Honeywell datasheet supports the following MICRO SWITCH™ V15 V-Basic Standard Basic Switch Listings

V15H16-CP100	V15H16-CZ400B02	V15H22-CZ100A02-K	V15T16-CC200	V15T16-DZ100A04
V15H16-CP100A02	V15H16-CZ400B02-K	V15H22-CZ100A03	V15T16-CC200-K	V15T16-DZ100A05
V15H16-CP100A02-K	V15H16-CZ400-K	V15H22-CZ100A03-K	V15T16-CC300A01-K	V15T16-DZ100A06
V15H16-CP200	V15H16-EP100	V15H22-CZ100A05	V15T16-CC300A05-K	V15T16-DZ200A02
V15H16-CP200B03	V15H16-EP100A05	V15H22-CZ100A05-K	V15T16-CC300-K	V15T16E2C300-70D-K
V15H16-CP200B03-K	V15H16-EP100A05-K	V15H22-CZ100A06	V15T16-CC300-K	V15T16-EC200
V15H16-CP400	V15H16-EP200	V15H22-CZ100A06-K	V15T16-CP100-01	V15T16-EC400-K
V15H16-CP400B04	V15H16-EP200B06	V15H22-CZ100-K	V15T16-CP100-K	V15T16-EP100-K
V15H16-CP400B04-K	V15H16-EP200B06-K	V15H22-CZ200B04-K	V15T16-CP200	V15T16-EP200-K
V15H16-CP400-K	V15H16-EP400	V15H22-CZ300A02-K	V15T16-CP200-K	V15T16-EZ100-K
V15H16-CZ100	V15H16-EP400A03	V15H22-CZ300A03-K	V15T16-CZ100A02	V15T16-EZ200A01-K
V15H16-CZ100A02	V15H16-EP400A03-K	V15H22-CZ300A05-K	V15T16-CZ100A02-K	V15T16-EZ200A02-K
V15H16-CZ100A02-K	V15H16-EP400-K	V15H22-CZ300A06-K	V15T16-CZ100A03	V15T16-EZ200A03-K
V15H16-CZ100A03	V15H16-EZ100	V15H22-CZ300-K	V15T16-CZ100A03-K	V15T16-EZ200A04-K
V15H16-CZ100A03-K	V15H16-EZ100A01	V15H22-CZ400B06-K	V15T16-CZ100A05	V15T16-EZ200A05-K
V15H16-CZ100A05	V15H16-EZ100A01-K	V15H22-CZ400-K	V15T16-CZ100A05-K	V15T16-EZ200A06-K
V15H16-CZ100A05-K	V15H16-EZ200	V15S05-CZ100A05	V15T16-CZ100A06	V15T16-EZ200-K
V15H16-CZ100A06	V15H16-EZ200B02	V15S05-CZ100A05-01	V15T16-CZ100A06-K	V15T16-SZ200
V15H16-CZ100A06-K	V15H16-EZ200B02-K	V15S05-EZ100-01	V15T16-CZ100-K	V15T22-CC200
V15H16-CZ100-K	V15H16-EZ400	V15S05-EZ100A05	V15T16-CZ200	V15T22-CP100-K
V15H16-CZ200	V15H16-EZ400A01	V15S05-EZ100-K	V15T16-CZ200-K	V15T22-CP200-K
V15H16-CZ200B04	V15H16-EZ400A01-K	V15S05-EZ100-K01	V15T16-CZ300	V15T22-CZ100-K
V15H16-CZ200B04-K	V15H16-EZ400-K	V15S05-EZ200-01	V15T16-CZ300A02-K	V15T22-CZ200
V15H16-CZ300A02-K	V15H22-CP100A02-K	V15S11-HZ200	V15T16-CZ300A03-K	V15T22-CZ200-K
V15H16-CZ300A03-K	V15H22-CP200B03-K	V15T16-CC100A01	V15T16-CZ300A05-K	V15T22-EC200
V15H16-CZ300A05-K	V15H22-CP400B03-K	V15T16-CC100A01-K	V15T16-CZ300A06-K	V15T26-CC200-K
V15H16-CZ300A06-K	V15H22-CP400-K	V15T16-CC100A05	V15T16-CZ300-K	V15T26-CP200-K
V15H16-CZ300-K	V15H22-CZ100	V15T16-CC100A05-K	V15T16-CZ400	V15T26-CZ300-K
V15H16-CZ400	V15H22-CZ100A02	V15T16-CC100-K	V15T16-DZ100A02	
			V15T16-DZ100A03	

WARNING

PERSONAL INJURY

DO NOT USE these products as safety or emergency stop devices or in any other application where failure of the product could result in personal injury.

Failure to comply with these instructions could result in death or serious injury.

WARNING

MISUSE OF DOCUMENTATION

- The information presented in this product sheet is for reference only. Do not use this document as a product installation guide.
- Complete installation, operation, and maintenance information is provided in the instructions supplied with each product.

Failure to comply with these instructions could result in death or serious injury.

WARRANTY/REMEDY

Honeywell warrants goods of its manufacture as being free of defective materials and faulty workmanship. Honeywell's standard product warranty applies unless agreed to otherwise by Honeywell in writing; please refer to your order acknowledgement or consult your local sales office for specific warranty details. If warranted goods are returned to Honeywell during the period of coverage, Honeywell will repair or replace, at its option, without charge those items it finds defective. **The foregoing is buyer's sole remedy and is in lieu of all other warranties, expressed or implied, including those of merchantability and fitness for a particular purpose. In no event shall Honeywell be liable for consequential, special, or indirect damages.**

While we provide application assistance personally, through our literature and the Honeywell web site, it is up to the customer to determine the suitability of the product in the application.

Specifications may change without notice. The information we supply is believed to be accurate and reliable as of this printing. However, we assume no responsibility for its use.

SALES AND SERVICE

Honeywell serves its customers through a worldwide network of sales offices, representatives and distributors. For application assistance, current specifications, pricing or name of the nearest Authorized Distributor, contact your local sales office or:

E-mail: info.sc@honeywell.com

Internet: sensing.honeywell.com

Phone and Fax:

Asia Pacific	+65 6355-2828
	+65 6445-3033 Fax
Europe	+44 (0) 1698 481481
	+44 (0) 1698 481676 Fax
Latin America	+1-305-805-8188
	+1-305-883-8257 Fax
USA/Canada	+1-800-537-6945
	+1-815-235-6847
	+1-815-235-6545 Fax

Sensing and Control
Honeywell
1985 Douglas Drive North
Golden Valley, MN 55422
sensing.honeywell.com

Honeywell



Компания «ЭлектроПласт» предлагает заключение долгосрочных отношений при поставках импортных электронных компонентов на взаимовыгодных условиях!

Наши преимущества:

- Оперативные поставки широкого спектра электронных компонентов отечественного и импортного производства напрямую от производителей и с крупнейших мировых складов;
- Поставка более 17-ти миллионов наименований электронных компонентов;
- Поставка сложных, дефицитных, либо снятых с производства позиций;
- Оперативные сроки поставки под заказ (от 5 рабочих дней);
- Экспресс доставка в любую точку России;
- Техническая поддержка проекта, помощь в подборе аналогов, поставка прототипов;
- Система менеджмента качества сертифицирована по Международному стандарту ISO 9001;
- Лицензия ФСБ на осуществление работ с использованием сведений, составляющих государственную тайну;
- Поставка специализированных компонентов (Xilinx, Altera, Analog Devices, Intersil, Interpoint, Microsemi, Aeroflex, Peregrine, Syfer, Eurofarad, Texas Instrument, Miteq, Cobham, E2V, MA-COM, Hittite, Mini-Circuits, General Dynamics и др.);

Помимо этого, одним из направлений компании «ЭлектроПласт» является направление «Источники питания». Мы предлагаем Вам помощь Конструкторского отдела:

- Подбор оптимального решения, техническое обоснование при выборе компонента;
- Подбор аналогов;
- Консультации по применению компонента;
- Поставка образцов и прототипов;
- Техническая поддержка проекта;
- Защита от снятия компонента с производства.



Как с нами связаться

Телефон: 8 (812) 309 58 32 (многоканальный)

Факс: 8 (812) 320-02-42

Электронная почта: org@eplast1.ru

Адрес: 198099, г. Санкт-Петербург, ул. Калинина, дом 2, корпус 4, литера А.