JE12 HIGH POWER LATCHING RELAY

Features

- UC3 compliant in accordance with IEC 62055-31
- Strong resistance ability to short circuit current at 3600A (30 times more than rated load current)
- 120A switching capability
- Heavy load up to 33.24kVA
- 4kV dielectric strength (between coil and contacts)
- Environmental friendly product (RoHS compliant)
- Outline Dimensions: (52.0 x 43.0 x 22.0) mm

CONTACT DATA

Contact arrangement	1A
Voltage drop	Typ.: 50mV (at 10A) Max.: 250mV (at 10A)
Contact material	Silver alloy
Contact rating (Res. load)	120A 277VAC/28VDC
Max. switching voltage	440VAC
Max. switching current	120A
Max. switching power	33240VA/3360W
Mechanical endurance	2 x 10^6 OPS
Electrical endurance	1 x 10^4 OPS

CHARACTERISTICS

Insulation resistance		1000MΩ (at 500VDC)
Dielectric strength (Between coil & contacts)		4000VAC 1min
Creepage distance		8mm
Operate time (at nomi. volt.)		20ms max
Release time (at nomi. volt.)		20ms max
Shock resistance	Functional	100m/s^2
	Destructive	1000m/s^2
Vibration resistance		10 ~ 55Hz 1.0mm DA
Humidity		98%RH，40˚C
Ambient temperature		-40˚C to 70˚C
Termination		QC
Unit weight		Approx. 100g
Construction		Dust protected

COIL

Coil power	Single Coil: 2.4W; Double Coil: 4.8W

COIL DATA

at 23˚C

Nominal Voltage VDC	Pick-up Voltage VDC	Pulse Duration ms	Coil Resistance x (1±10%) Ω	
6	4.8	200	Single Coil	16
12	9.6	200		60
24	19.2	200		250
48	38.4	200		1000
6	4.8	200	Double Coils	2×8
12	9.6	200		2×30
24	19.2	200		2×125
48	38.4	200		2×500

Notice

1. Relay is on the “reset” status when being released from stock, with the consideration of shock risen from transit and relay mounting, relay would be changed to “set” status, therefore, when application (connecting the power supply), please reset the relay to “set” or “reset” status on request.
2. In order to maintain “set” or “reset” status, energized voltage to coil should reach the rated voltage, impulse width should be 5 times more than “set” or “reset” time. Do not energize voltage to “set” coil and “reset” coil simultaneously. And also long energized time (more than 1 min) should be avoided.
3. The terminals of relay without twisted copper wire can not be tin-soldered, can not be moved willfully, more over two terminals can not be fixed at the same time.

ORDERING INFORMATION

	JE12	-A/	12	H	T	F	2	R	(XXX)

Type	
Version	**A:** Type A contact terminal **B:** Type B contact terminal **C:** Type C contact terminal **D:** Type D contact terminal **E:** Type E contact terminal
Coil voltage	6, 12, 24, 48VDC
Contact form	**H:** 1 Form A
Contact material	**T:** Silver alloy
Insulation standard	**B:** Class B **F:** Class F
Sort	**1:** 1 coil latching **2:** 2 coils latching
Polarity	**R:** Reverse polarity **Nil:** Standard polarity
Customer special code [1]	Only for special requirements, e.g. (555) stands for RoHS compliant

Notes: 1) JE12 is an environmental friendly product. Please mark a special code (555) when ordering.

OUTLINE DIMENSIONS AND WIRING DIAGRAM

Unit: mm

Outline Dimensions

Type A contact terminal

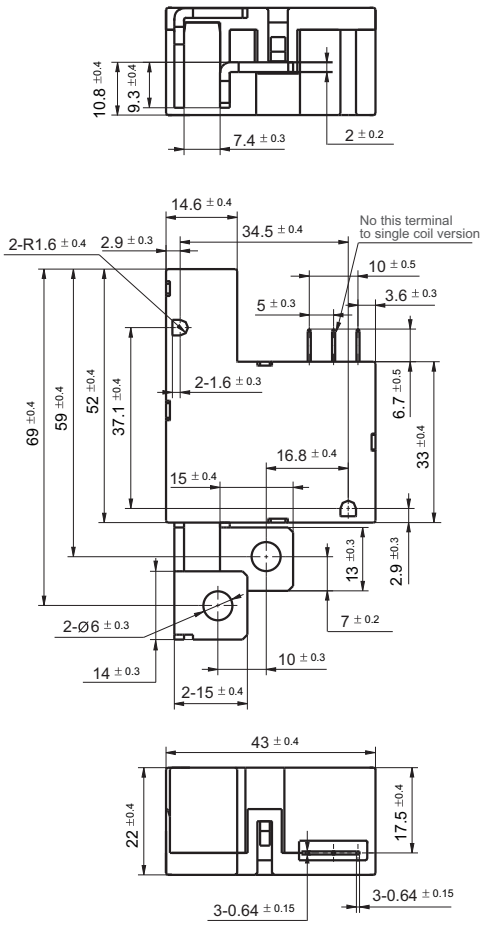

Type B contact terminal

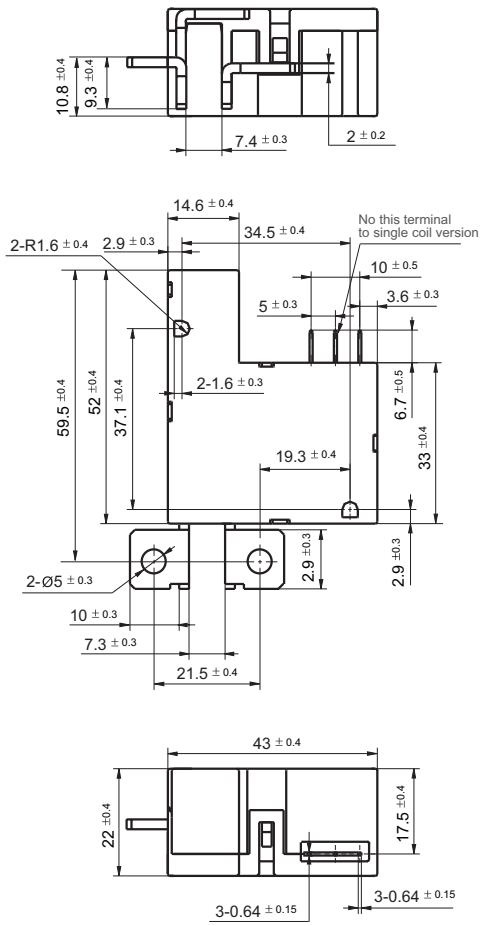

OUTLINE DIMENSIONS AND WIRING DIAGRAM

Unit: mm

Outline Dimensions

Type C contact terminal

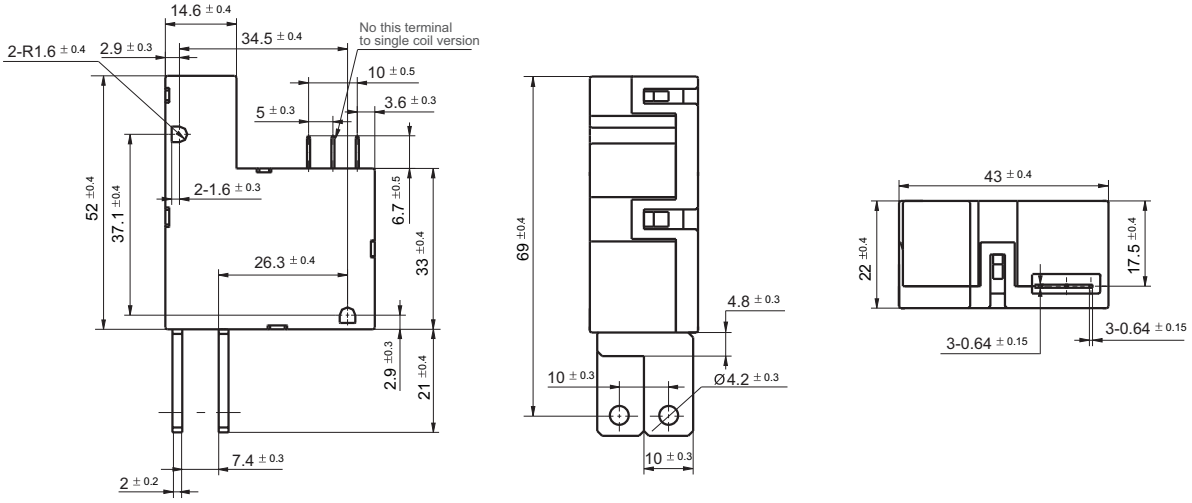

Type D contact terminal

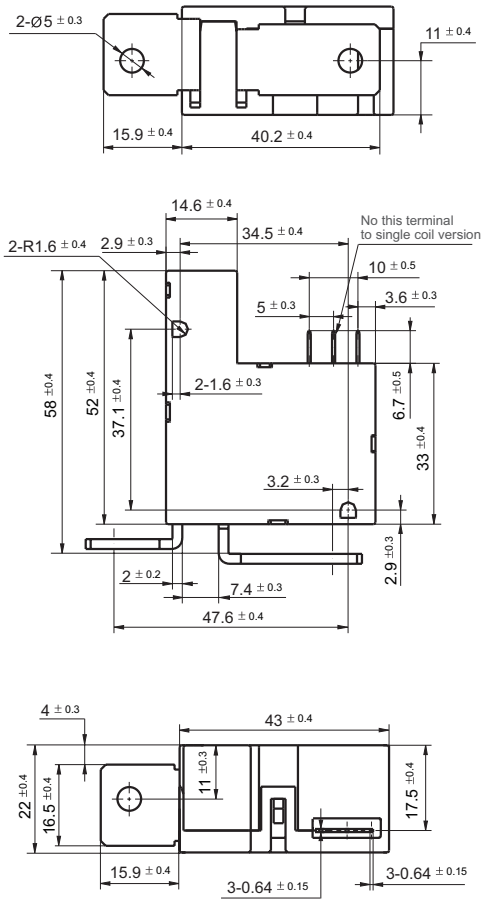

Type E contact terminal

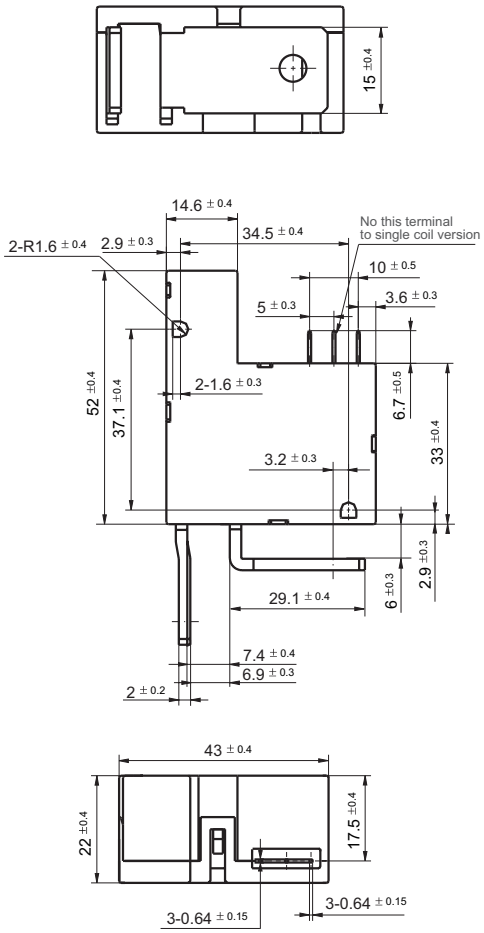

OUTLINE DIMENSIONS AND WIRING DIAGRAM

Unit: mm

Coil Wiring Diagram

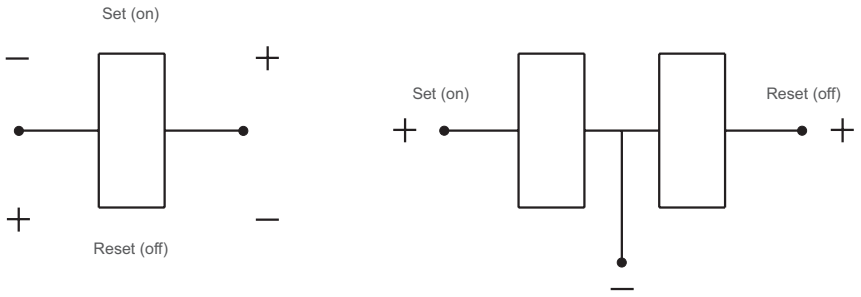

Disclaimer

This datasheet is for the customers' reference. All the specifications are subject to change without notice.
We could not evaluate all the performance and all the parameters for every possible application. Thus the user should be in a right position to choose the suitable product for their own application. If there is any query, please contact Hongfa for the technical service. However, it is the user's responsibility to determine which product should be used only.

© Xiamen Hongfa Electroacoustic Co., Ltd. All rights of Hongfa are reserved.

Компания «ЭлектроПласт» предлагает заключение долгосрочных отношений при поставках импортных электронных компонентов на взаимовыгодных условиях!

Наши преимущества:

- Оперативные поставки широкого спектра электронных компонентов отечественного и импортного производства напрямую от производителей и с крупнейших мировых складов;
- Поставка более 17-ти миллионов наименований электронных компонентов;
- Поставка сложных, дефицитных, либо снятых с производства позиций;
- Оперативные сроки поставки под заказ (от 5 рабочих дней);
- Экспресс доставка в любую точку России;
- Техническая поддержка проекта, помощь в подборе аналогов, поставка прототипов;
- Система менеджмента качества сертифицирована по Международному стандарту ISO 9001;
- Лицензия ФСБ на осуществление работ с использованием сведений, составляющих государственную тайну;
- Поставка специализированных компонентов (Xilinx, Altera, Analog Devices, Intersil, Interpoint, Microsemi, Aeroflex, Peregrine, Syfer, Eurofarad, Texas Instrument, Miteq, Cobham, E2V, MA-COM, Hittite, Mini-Circuits,General Dynamics и др.);

Помимо этого, одним из направлений компании «ЭлектроПласт» является направление «Источники питания». Мы предлагаем Вам помощь Конструкторского отдела:

- Подбор оптимального решения, техническое обоснование при выборе компонента;
- Подбор аналогов;
- Консультации по применению компонента;
- Поставка образцов и прототипов;
- Техническая поддержка проекта;
- Защита от снятия компонента с производства.

Как с нами связаться

Телефон: 8 (812) 309 58 32 (многоканальный)
Факс: 8 (812) 320-02-42
Электронная почта: org@eplast1.ru
Адрес: 198099, г. Санкт-Петербург, ул. Калинина, дом 2, корпус 4, литера А.