PC BOARD VERSIONS		
PRODUCTNR:	PCB THICKNESS	DIM"A"
70230-X01/X01LF	1.6	2.90
70230-X11/X11LF	2.4	3.53

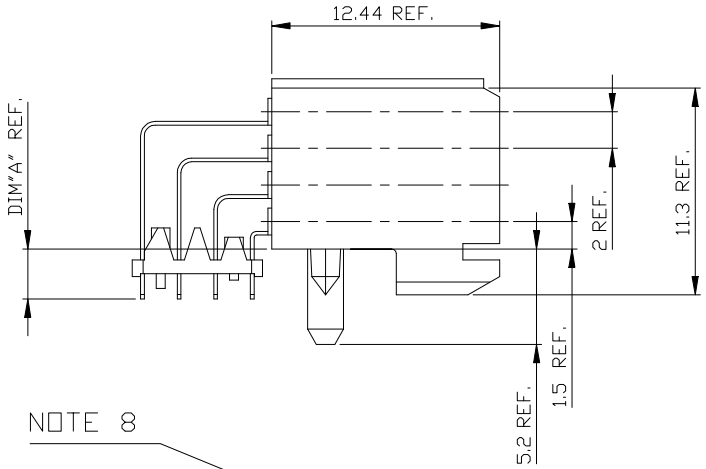

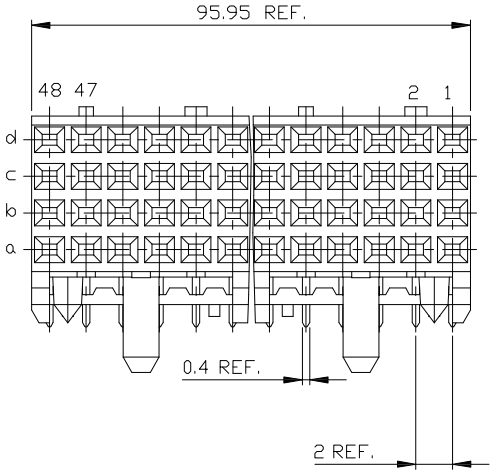

PRODUCT AFTER HOT RIVETTING.

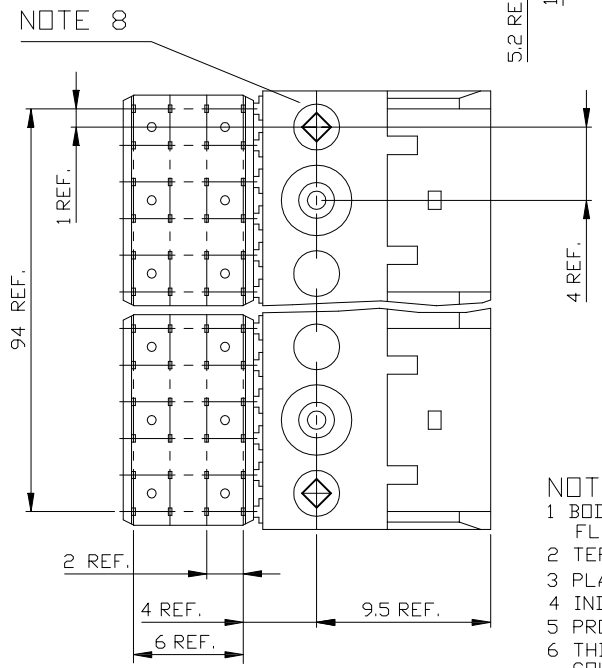

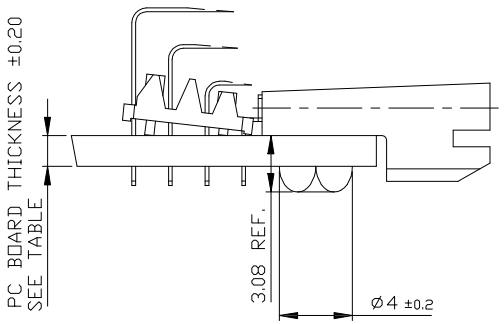

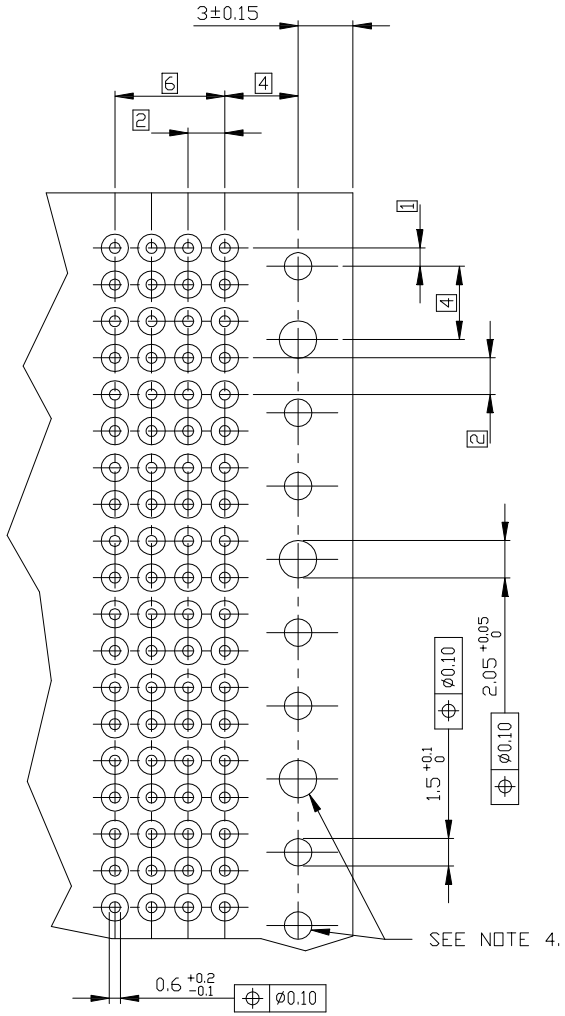

RECOMMENDED HOLE PATTERN,
COMPONENT SIDE.

NOTES:

1 BODY MAT'L: LIQUID CRYSTAL POLYMER 30% GLASS FLAME RETARDANT ACC. UL 94-V0
2 TERMINAL MATERIAL: PHOSPHOR BRONZE.
3 PLATING SOLDERTAILS 2-8 um SnPb 90-97 OR 2-8 um PURE Sn
4 INDICATED HOLES ARE UNPLATED.
5 PRODUCTMARKING: PARTNUMBER & BATCH ID.
6 THIS PRODUCT MEETS EUROPEAN UNION DIRECTIVES AND OTHER COUNTRY REGULATIONS AS DESCRIBED INGS-22-008 .
7 THE HOUSING WILL WITHSTAND EXPOSURE TO 260DEGREE PEAK TEMPERATURE FOR 10 SECONDS IN A WAVE SOLDER APPLICATION.
8 DIAMOND LOCATION PEG ARE ONLY EXISTED ON THE BOTH SIDES OF PRODUCT.

PLATING CONTACT AREA:	
DASH NR:	PERFORMANCE LEVEL
-1YY/1YYLF	TELCORDIA CO
-2YY/2YYLF	CUSTOMER SPECIAL
-3YY/3YYLF	CUSTOMER SPECIAL

ltr	ecn no	dr	date
K	DG04-0104	CLu	041221
L	DG06-0477	Cenh	11/20/060
M	DG07-0168	Cenh	05/10/07
N	DG09-0068	Cenh	06/06/09
H	V00578	LLA	000316
J	V00847	LLA	000530
sheet index	revision sheet	N 1	N 2

mat'l. code

tolerances unless otherwise specified: linear, angles

dr	R.Trippe	900918
engr	H. Bouwknegt	940308
chr	A van Zanten	9000918
appr	H van Woensel	900918

CUSTOMER COPY

projection

mm

scale 5:1

www.fciconnect.com

title: RA FEMALE SIGNAL STB 96 mm VERSION

product family: METRAL(tm)

code: 213

size: A2

dwg no: 70230

sheet 1 of3

Tous droits strictement reservés. Reproduction ou communication a des tiers interdite sous quelque forme que ce soit sans autorisation ecrite du propriétaire. Propriété de F C I b.v. ©F C I b.v.

All rights strictly reserved. Reproduction or issue to third parties in any form whatsoever is not permitted without written authority from the proprietor. Property of F C I b.v. ©F C I b.v.

form A2

PDM: Rev:N STATUS: Released Printed: May 19, 2011

PC BOARD VERSIONS		
PRODUCTNR:	PCB THICKNESS	DIM"A"
70230-X02/X02LF	1.6	2.90
70230-X12/X12LF	2.4	3.53

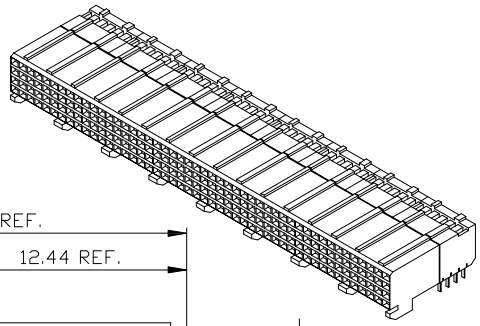

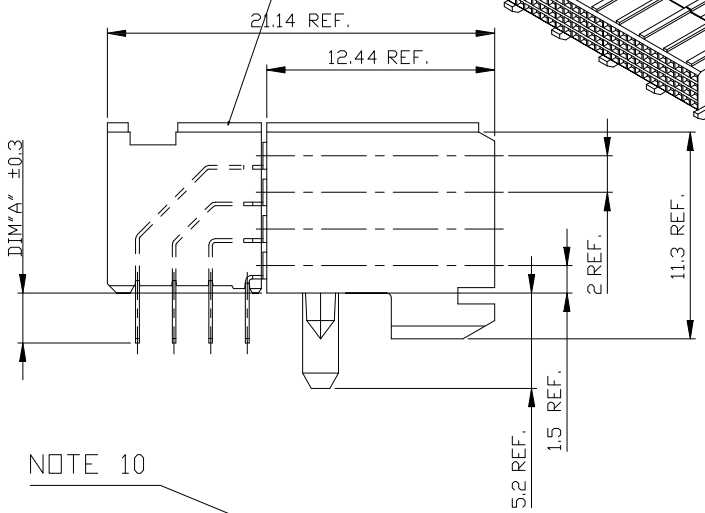

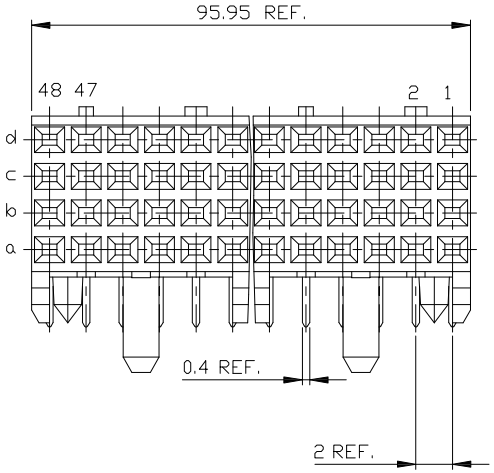

PRODUCT AFTER HOT RIVETTING.

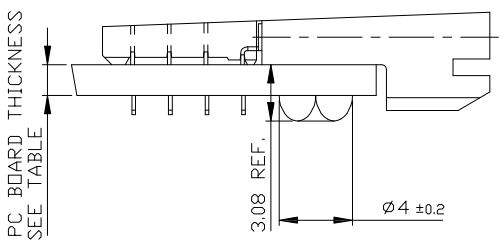

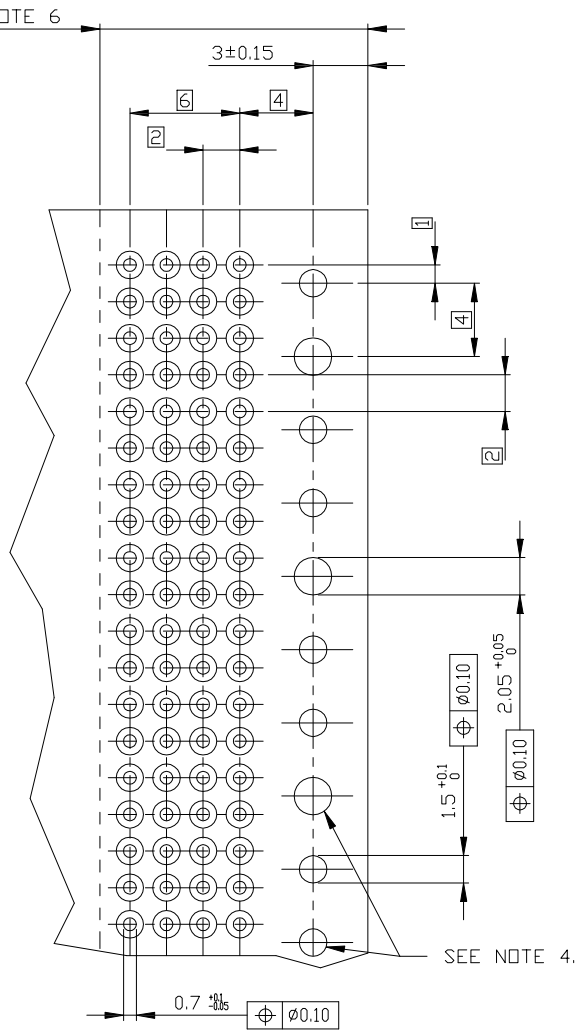

RECOMMENDED HOLE PATTERN, COMPONENT SIDE.

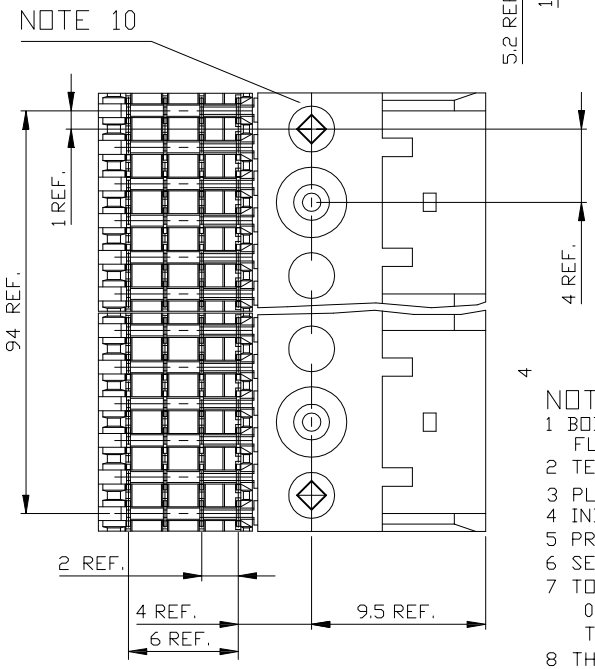

NOTES:

1 BODY MAT'L: LIQUID CRYSTAL POLYMER 30% GLASS FLAME RETARDANT ACC. UL 94-V0
2 TERMINAL MATERIAL: PHOSPHOR BRONZE.
3 PLATING SOLDERTAILS 2-8 鎚 SnPb 90-97 OR 2-8 鎚 PURE Sn
4 INDICATED HOLES ARE UNPLATED.
5 PRODUCTMARKING: PARTNUMBER & BATCH ID.
6 SET BACK FOR PRESS BLOCK.
7 TOP SURFACE OF PRESS BLOCK MAY EXTEND UP TO 0.4MM HIGHER THAN HOUSING. THIS MAY AFFECT THE TAIL LENGTH BEFORE APPLICATION TO A BOARD
8 THIS PRODUCT MEETS EUROPEAN UNION DIRECTIVES AND OTHER COUNTRY REGULATIONS AS DESCRIBED IN GS-22-008 .
9 THE HOUSING WILL WITHSTAND EXPOSURE TO 260DEGREE PEAK TEMPERATURE FOR 10 SECONDS IN A WAVE SOLDER APPLICATION.
10 DIAMOND LOCATION PEG ARE ONLY EXISTED ON THE BOTH SIDES OF PRODUCT.

PLATING CONTACT AREA:	
DASH NR:	PERFORMANCE LEVEL
-1YY/1YYLF	TELCORDIA CO
-2YY/2YYLF	CUSTOMER SPECIAL
-3YY/3YYLF	CUSTOMER SPECIAL

mat'l. code		tolerances unless otherwise specified	CUSTOMER COPY	FCI www.fciconnect.com	
ltr	ecn nodr	date	linear	projection	title RA FEMALE SIGNAL STB 96 mm VERSION
N			angles		
			dr D. de Bil 970529	mm	product family METRAL(tm) code 213
			engr P. Schalk 970529		
			chr P. Schalk 970529	scale 5:1	size A2 dwg no 70230 sheet 2 of-
			appd H. Cooijmans 970529		
sheet index	revision sheet				

Tous droits strictement reserves. Reproduction ou communication a des tiers interdite sous quelque forme que ce soit sans autorisation ecrite du propietaire. Propriete de F C I b.v. © F C I b.v.

All rights strictly reserved. Reproduction or issue to third parties in any form whatever is not permitted without written authority from the proprietor. Property of F C I b.v. © F C I b.v.

form A2

PDM: Rev:N STATUS: Released Printed: May 19, 2011

PC BOARD VERSIONS		
PRODUCTNR:	PCB THICKNESS	DIM"A"
70230-X03/X03LF	1.6	2.90
70230-X13/X13LF	2.4	3.53

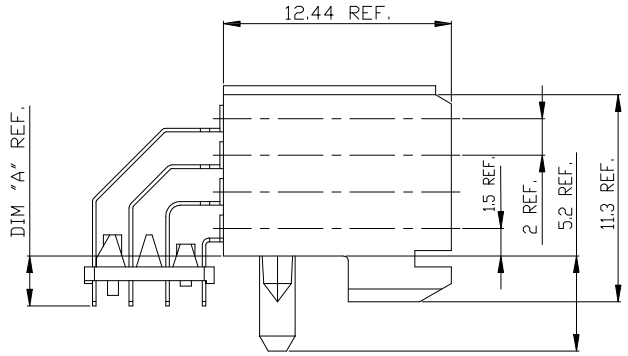

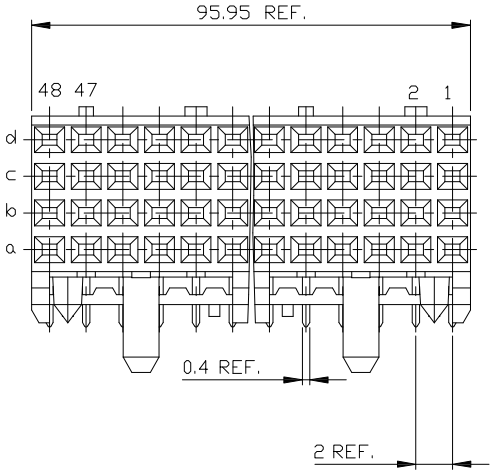

PRODUCT AFTER HOT RIVETTING.

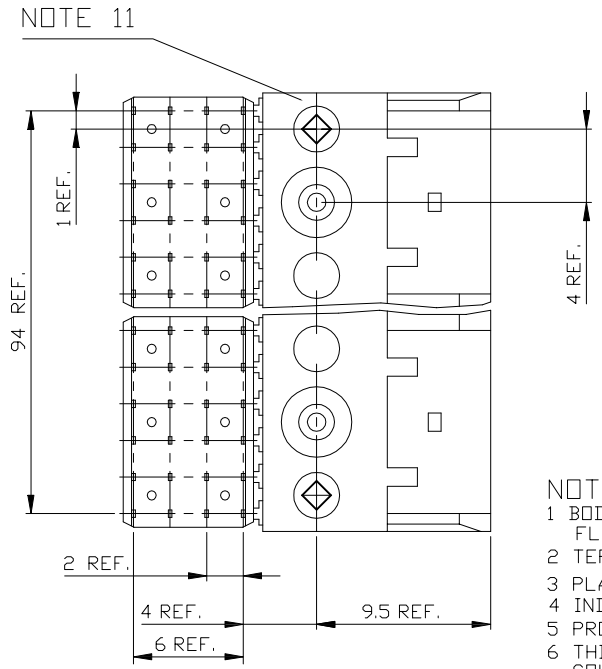

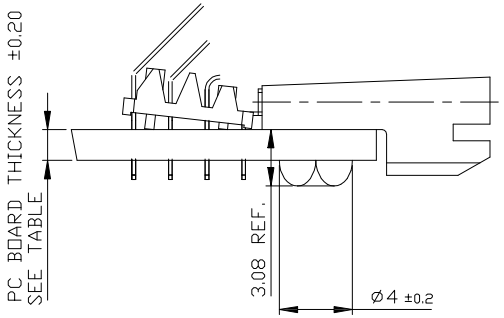

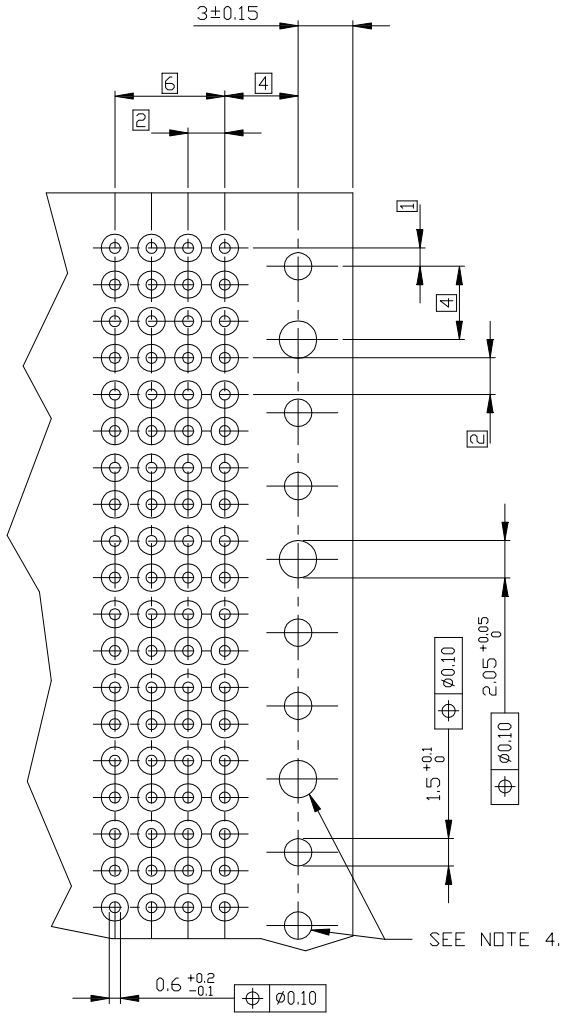

RECOMMENDED HOLE PATTERN, COMPONENT SIDE.

NOTES:

1 BODY MAT'L: LIQUID CRYSTAL POLYMER 30% GLASS FLAME RETARDANT ACC. UL 94-V0
2 TERMINAL MATERIAL: PHOSPHOR BRONZE.
3 PLATING SOLDERTAILS 2-8 鍍 SnPb 90-97 OR 2-8 鍍 PURE Sn
4 INDICATED HOLES ARE UNPLATED.
5 PRODUCTMARKING: PARTNUMBER & BATCH ID.
6 THIS PRODUCT MEETS EUROPEAN UNION DIRECTIVES AND OTHER COUNTRY REGULATIONS AS DESCRIBED INGS-22-008 .
7 THE HOUSING WILL WITHSTAND EXPOSURE TO 260DEGREE PEAK TEMPERATURE FOR 10 SECONDS IN A WAVE SOLDER APPLICATION.
8 DIAMOND LOCATION PEG ARE ONLY EXISTED ON THE BOTH SIDES OF PRODUCT.

PLATING CONTACT AREA:	
DASH NR:	PERFORMANCE LEVEL
-1YY/1YYLF	TELCORDIA CO
-2YY/2YYLF	CUSTOMER SPECIAL
-3YY/3YYLF	CUSTOMER SPECIAL

mat'l. code		tolerances unless otherwise specified		CUSTOMER COPY	FCI www.fciconnect.com
ltr ecn nodr date		linear		projection	title RA FEMALE SIGNAL STB 96 mm VERSION
N		angles			
		dr Heaven Cen	11/20/06	mm	product family METRAL(tm) code 213
		engr Collins Lu	11/20/06		size dwg no
		chr Beer Fu	11/20/06	scale 5:1	A2 70230 sheet 3 of-
		appd Joseph Hsia	11/20/06		
sheet revision					
index sheet					

Tous droits strictement reservés. Reproduction ou communication a des tiers interdite sous quelque forme que ce soit sans autorisation écrite du propriétaire. Propriété de F C I b.v. ©F C I b.v.

All rights strictly reserved. Reproduction or issue to third parties in any form whatsever is not permitted without written authority from the proprietor. Property of F C I b.v. ©F C I b.v.

Компания «ЭлектроПласт» предлагает заключение долгосрочных отношений при поставках импортных электронных компонентов на взаимовыгодных условиях!

Наши преимущества:

- Оперативные поставки широкого спектра электронных компонентов отечественного и импортного производства напрямую от производителей и с крупнейших мировых складов;
- Поставка более 17-ти миллионов наименований электронных компонентов;
- Поставка сложных, дефицитных, либо снятых с производства позиций;
- Оперативные сроки поставки под заказ (от 5 рабочих дней);
- Экспресс доставка в любую точку России;
- Техническая поддержка проекта, помощь в подборе аналогов, поставка прототипов;
- Система менеджмента качества сертифицирована по Международному стандарту ISO 9001;
- Лицензия ФСБ на осуществление работ с использованием сведений, составляющих государственную тайну;
- Поставка специализированных компонентов (Xilinx, Altera, Analog Devices, Intersil, Interpoint, Microsemi, Aeroflex, Peregrine, Syfer, Eurofarad, Texas Instrument, Miteq, Cobham, E2V, MA-COM, Hittite, Mini-Circuits,General Dynamics и др.);

Помимо этого, одним из направлений компании «ЭлектроПласт» является направление «Источники питания». Мы предлагаем Вам помощь Конструкторского отдела:

- Подбор оптимального решения, техническое обоснование при выборе компонента;
- Подбор аналогов;
- Консультации по применению компонента;
- Поставка образцов и прототипов;
- Техническая поддержка проекта;
- Защита от снятия компонента с производства.

Как с нами связаться

Телефон: 8 (812) 309 58 32 (многоканальный)
Факс: 8 (812) 320-02-42
Электронная почта: org@eplast1.ru
Адрес: 198099, г. Санкт-Петербург, ул. Калинина, дом 2, корпус 4, литера А.