


### Features

- ◆ Rugged, compact metal case
- ◆ Easy chassis mount
- ◆ Screw terminal adaptor available for easy connection
- ◆ Wide 2:1 input voltage range
- ◆ Full load operation up to 60°C with convection cooling
- ◆ Soft start
- ◆ Under voltage lock-out circuit
- ◆ Reverse input voltage protection
- ◆ Input protection filter
- ◆ 3-year product warranty



(Models pictured with chassis mount adaptor and optional heatsink)

The TEP-100 Series is a family of isolated high performance dc-dc converter modules with ultra-wide 2:1 input voltage ranges which come in a rugged, sealed metal case.

These converters are suitable for a wide range of applications, but the product is designed particularly also for industrial applications where often no PCB mounting is possible but the module has to be mounted on a chassis. Four threaded M3 inserts in the module makes chassis mount or attachment of a heatsink for

optimal thermal management very simple.

For easy connection there is also an unique adaptor available with screw terminals. A very high efficiency allows an operating temperature up to +60°C with natural convection cooling without power derating. Further features include output voltage trimming, Remote On/Off and under voltage lockout. The very wide input voltage range and reverse input voltage protection make these converters also an interesting solution for battery operated systems.

### Models

Order code*	Input voltage	Output voltage	Output current max.	Efficiency typ.
TEP 100-1210	9 – 18 VDC (12 VDC nominal)	3.3 VDC	25.0 A	90 %
TEP 100-1211		5.0 VDC	20.0 A	91 %
TEP 100-1212		12 VDC	8.4 A	91 %
TEP 100-1213		15 VDC	6.7 A	91 %
TEP 100-1215		24 VDC	4.2 A	90 %
TEP 100-1216		28 VDC	3.6 A	90 %
TEP 100-1218		48 VDC	2.1 A	90 %
TEP 100-2410	18 – 36 VDC (24 VDC nominal)	3.3 VDC	25.0 A	91 %
TEP 100-2411		5.0 VDC	20.0 A	93 %
TEP 100-2412		12 VDC	8.4 A	93 %
TEP 100-2413		15 VDC	6.7 A	93 %
TEP 100-2415		24 VDC	4.2 A	92 %
TEP 100-2416		28 VDC	3.6 A	92 %
TEP 100-2418		48 VDC	2.1 A	92 %
TEP 100-4810	36 – 75 VDC (48 VDC nominal)	3.3 VDC	25.0 A	91 %
TEP 100-4811		5.0 VDC	20.0 A	93 %
TEP 100-4812		12 VDC	8.4 A	93 %
TEP 100-4813		15 VDC	6.7 A	93 %
TEP 100-4815		24 VDC	4.2 A	92 %
TEP 100-4816		28 VDC	3.6 A	92 %
TEP 100-4818		48 VDC	2.1 A	92 %

\* – add suffix **-CM**, **-CMF** for models with chassis mount adaptor, see last page.

– add suffix **-N** for negative remote control, see page 3 -> Remote On/Off

## Input Specifications

Input current at no load	12 Vin; 3.3 – 15 VDC models:	160 mA typ.
	12 Vin; 24 – 48 VDC models:	100 mA typ.
	24 Vin; 3.3 – 15 VDC models:	185 mA typ.
	24 Vin; 24 – 48 VDC models:	85 mA typ.
	48 Vin; 3.3 – 15 VDC models:	90 mA typ.
	48 Vin; 24 – 48 VDC models:	40 mA typ.
Input current at full load	12 Vin models:	9.4 A typ.
	24 Vin models:	4.6 A typ.
	48 Vin models:	2.3 A typ.
Start-up voltage	12 Vin models:	8.5 VDC (or lower)
	24 Vin models:	17.5 VDC (or lower)
	48 Vin models:	35.5 VDC (or lower)
Under voltage shut down (lock-out circuit)	12 Vin models:	7.5 VDC typ.
	24 Vin models:	16 VDC typ.
	48 Vin models:	34 VDC typ.
Surge voltage (100 msec. max.)	12 Vin models:	36 V max.
	24 Vin models:	50 V max.
	48 Vin models:	100 V max.
Conducted noise		EN 55022 level A, FCC part 15, level A (chassis mount option –CFM required)
EMC immunity	– ESD (electrostatic discharge)	EN 50121-3-2
		EN 61000-4-2, air ±8 kV, contact ±6 kV, perf. criteria A
		EN 61000-4-3, 10 V/m, perf. criteria A
		EN 61000-4-4, ±2 kV, perf. criteria A
	– Radiated immunity	EN 61000-4-5, ±2 kV perf. criteria A
Nippon chemi-con KY 200 µF, 100 V, ESR 48 Ohm or with chassis mount option –CFM		
– Fast transient / surge (with external input capacitor)	EN 61000-4-6, 10 Vrms, perf. criteria A	
– Conducted immunity		
Reverse voltage protection		parallel diode

## Output Specifications

Voltage set accuracy		±1 %	
Output voltage adjustment		+10 % / –20 % by external resistor see application note:	
Regulation	– Input variation Vin min. to Vin max.	0.2 % max.	
	– Load variation (0 – 100 %)	3.3 – 15 VDC models:	0.3 % max.
		24 – 48 VDC models:	0.3 % max.
Temperature coefficient		±0.02 %/K	
Minimum load		not required	
Remote sense		10 % max. of Vout nom. (including trim up value)	
Ripple and noise (20 MHz Bandwidth)	3.3 & 5 VDC models:	75 mVpk-pk max.	
	12 & 15 VDC models:	100 mVpk-pk max.	
	24 & 28 VDC models:	200 mVpk-pk max.	
	48 VDC models:	300 mVpk-pk max.	

### Output Specifications

Start up time (nominal Vin and constant resistive load)	25 ms typ. (at power On or remote On)
Transient response (25% load step change)	200 µs typ.
Output current limitation	at 110 -140 % of Iout max.
Over voltage protection	at 115 -130 % of Vout nom.
Short circuit protection	indefinite, automatic recovery
Capacitive load	3.3 & 5 VDC models: 40'000 µF max. 12 VDC models: 7'000 µF max. 15 VDC models: 4'460 µF max. 24 VDC models: 1'750 µF max. 28 VDC models: 1'280 µF max. 48 VDC models: 430 µF max.

### General Specifications

Temperature ranges	<ul style="list-style-type: none"> <li>- Operating</li> <li>- Case temperature</li> <li>- Storage</li> </ul>	<ul style="list-style-type: none"> <li>-40°C to +75°C</li> <li>+105°C max.</li> <li>-55°C to +125°C</li> </ul>
Thermal impedance	<ul style="list-style-type: none"> <li>- without Heatsink</li> <li>- with Heatsink</li> </ul>	<ul style="list-style-type: none"> <li>6.7°C/W</li> <li>4.7°C/W</li> </ul>
Derating		See derating graphs page 4
Over temperature protection		at 115°C
Thermal shock		acc. MIL-STD-810F
Humidity (non condensing)		95 % rel H max.
Reliability, calculated MTBF (MIL-HDBK-217F, at +70°C, ground benign)		331'000 h
Isolation voltage (60sec.)	<ul style="list-style-type: none"> <li>- Input/Output</li> <li>- Input/Case</li> </ul>	<ul style="list-style-type: none"> <li>2'250 VDC (basic insulation)</li> <li>1'600 VDC</li> </ul>
Isolation capacitance	- Input/Output	2500 pF max.
Isolation resistance	- Input/Output (500 VDC)	>1 GOhm min.
Switching frequency		300 kHz typ. (puls width modulation)
Safety standards		UL 60950-1 , IEC/EN 60950-1
Safety approvals	- UL/cUL	<a href="http://www.ul.com">www.ul.com</a> -> certifications -> File e188913
Remote On/Off	<ul style="list-style-type: none"> <li>- positive logic (standard)</li> <li>- negative logic (option -N)</li> <li>- Off idle current:</li> </ul>	<ul style="list-style-type: none"> <li>- On: 3 to 12 VDC or open circuit</li> <li>- Off: 0 to 1.2 VDC or short circuit pin 1 and 3</li> <li>- On: 0 to 1.2 VDC or short circuit pin 1 and 3</li> <li>- Off: 3 to 12 VDC or open circuit</li> <li>3 mA</li> </ul>
Environmental compliance	<ul style="list-style-type: none"> <li>- Reach</li> <li>- RoHS</li> </ul>	<a href="http://www.tracopower.com/products/reach-declaration.pdf">www.tracopower.com/products/reach-declaration.pdf</a> RoHS directive 2011/65/EU

**Application note:** [www.tracopower.com/products/tep100-application.pdf](http://www.tracopower.com/products/tep100-application.pdf)

All specifications valid at nominal input voltage, full load and +25°C after warm-up time unless otherwise stated.

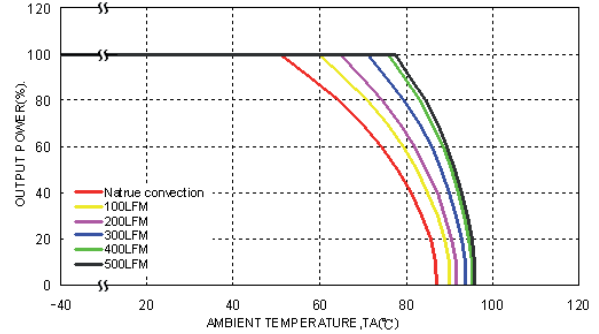
**Output Power Derating**

Models with heatsink

Models without heatsink

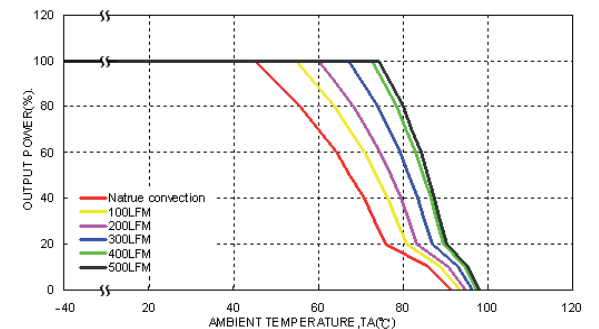
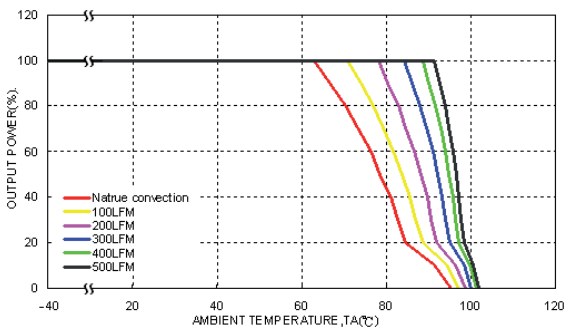
24 Vin models: Output 3.3–15 VDC

24 Vin models: Output 3.3–15 VDC



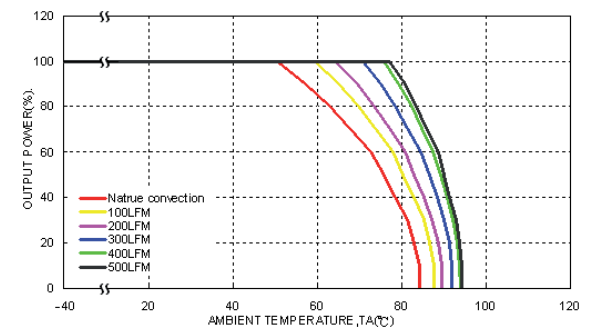
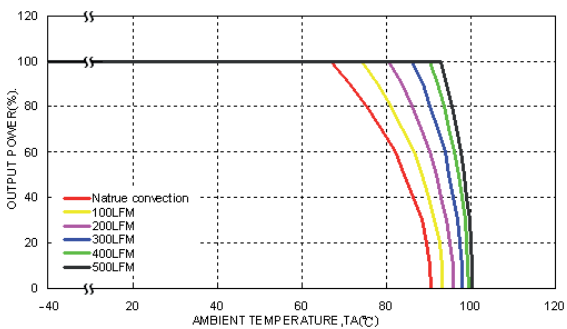
24 Vin models: Output 24–48 VDC

24 Vin models: Output 24–48 VDC



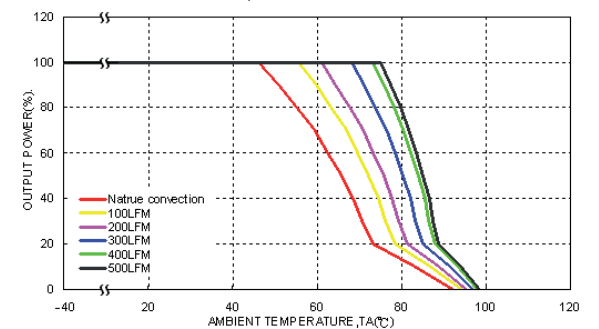
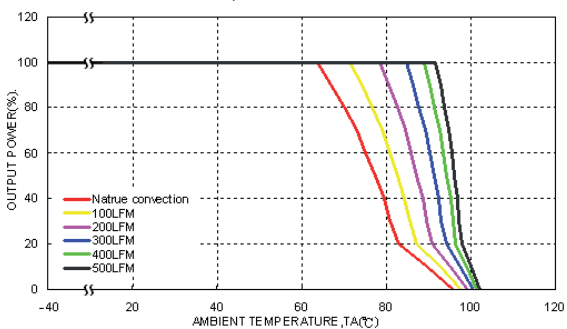
48 Vin models: Output 3.3–15 VDC

48 Vin models: Output 3.3–15 VDC



48 Vin models: Output 24–48 VDC

48 Vin models: Output 24–48 VDC



**Specifications**

Casing material	metal
Potting material	silicone (UL94V-0 rated)
Base material	FR4
Vibration	acc. MIL-STD-810F

**Dimensions**

TEP 100 module



Weight: 97 g (3.42 oz)

Pin diameter pin 5 & 9: 0.08 (2.0)  
Pin diameter other pins: 0.04 (1.0)

Pin-Out	
Pin	
1	- Vin
2	Case
3	Remote On/Off
4	+ Vin
5	- Vout
6	- Sense*
7	Trim
8	+ Sense*
9	+ Vout

\*Sense line to be connected to the output either at the module or at the load under regard of polarity.

**TEP-HS1 Heatsink (pictured with heatsink mounted)**



Order code: TEP-HS1

Includes heatsink with thermal pad and mounting screws  
For to order modules with mounted heatsink ask factory.

Weight: 135 g (4.76oz)  
(Heatsink + Converter)

Dimensions in Inch, ( ) = mm  
Tolerances:  $\pm 0.02$  ( $\pm 0.5$ )  
Pin pitch tolerances:  $\pm 0.01$  ( $\pm 0.25$ )  
Mounting hole pitch tolerances:  $\pm 0.01$  ( $\pm 0.25$ )

**Chassis Mount Adaptor**

TEP 100 module with chassis mount adaptor (suffix -CM or -CMF)

For easy chassis mounting the converter modules can be supplied with an adaptor option consisting of a screw terminal connection board (soldered to converter pins) and a chassis mount adaptor. In addition this Chassis mount option is available with an EMI-filter (see EMI specification)

Suffix -CM: Chassis mount adaptor



Suffix -CMF: Chassis mount adaptor with EMI filter



Please note that adaptors cannot be ordered as separate items but are factory assembled.

Weight: -CM 200 g (7.05oz)  
Weight: -CMF 287 g (10.12oz)

\*Sense line to be connected to the output either at the module or at the load under regard of polarity.

Connection	
Pin	
1	- Vin
2	Case
3	Remote On/Off
4	+ Vin
5	- Vout
6	- Sense*
7	Trim
8	+ Sense*
9	+ Vout

Dimensions in Inch, ( ) = mm  
Tolerances  $\pm 0.02$  ( $\pm 0.5$ )  
Mounting hole pitch tolerances  $\pm 0.01$  ( $\pm 0.25$ )

Specifications can be changed without notice! Make sure you are using the latest documentation, downloadable at [www.tracopower.com](http://www.tracopower.com)



Компания «ЭлектроПласт» предлагает заключение долгосрочных отношений при поставках импортных электронных компонентов на взаимовыгодных условиях!

Наши преимущества:

- Оперативные поставки широкого спектра электронных компонентов отечественного и импортного производства напрямую от производителей и с крупнейших мировых складов;
- Поставка более 17-ти миллионов наименований электронных компонентов;
- Поставка сложных, дефицитных, либо снятых с производства позиций;
- Оперативные сроки поставки под заказ (от 5 рабочих дней);
- Экспресс доставка в любую точку России;
- Техническая поддержка проекта, помощь в подборе аналогов, поставка прототипов;
- Система менеджмента качества сертифицирована по Международному стандарту ISO 9001;
- Лицензия ФСБ на осуществление работ с использованием сведений, составляющих государственную тайну;
- Поставка специализированных компонентов (Xilinx, Altera, Analog Devices, Intersil, Interpoint, Microsemi, Aeroflex, Peregrine, Syfer, Eurofarad, Texas Instrument, Miteq, Cobham, E2V, MA-COM, Hittite, Mini-Circuits, General Dynamics и др.);

Помимо этого, одним из направлений компании «ЭлектроПласт» является направление «Источники питания». Мы предлагаем Вам помощь Конструкторского отдела:

- Подбор оптимального решения, техническое обоснование при выборе компонента;
- Подбор аналогов;
- Консультации по применению компонента;
- Поставка образцов и прототипов;
- Техническая поддержка проекта;
- Защита от снятия компонента с производства.



#### Как с нами связаться

**Телефон:** 8 (812) 309 58 32 (многоканальный)

**Факс:** 8 (812) 320-02-42

**Электронная почта:** [org@eplast1.ru](mailto:org@eplast1.ru)

**Адрес:** 198099, г. Санкт-Петербург, ул. Калинина, дом 2, корпус 4, литера А.