



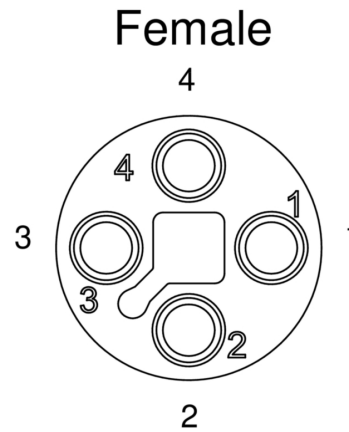
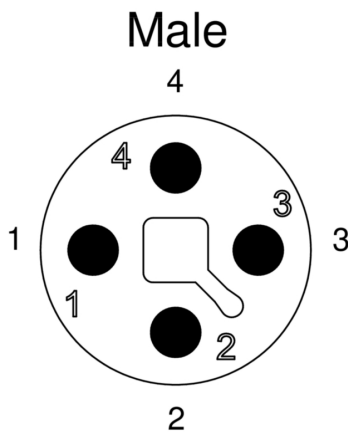
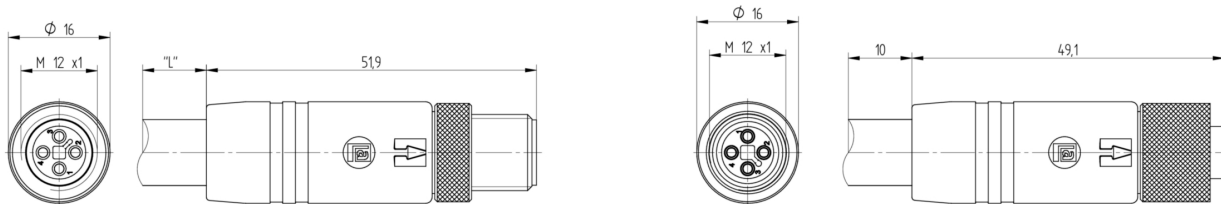
Product: [RSTS 4T-RKTS 4T-722](#)

M12 Power Double-Ended Cordset: Male straight to female straight, 4-pin, T-coded, shielded, blue body, 50 V AC/60 V DC, 16 A; PUR black cable, 1.50 mm²

Product Description

M12 Power Double-Ended Cordset: Male straight to female straight, 4-pin, T-coded, shielded, blue body, 50 V AC/60 V DC, 16 A; PUR black cable, 1.50 mm²

Technical Drawing



Technical Specifications

Face View Side 1

Pin 1	Pin 2	Pin 3	Pin 4
brown	white	blue	black

Face View Side 2

Pin 1	Pin 2	Pin 3	Pin 4
brown	white	blue	black

Product Description

Product Family:	Power Connector
Brand:	Lumberg Automation
Connector Type:	Cordset, double ended
Shielding:	Shielded
Rated Voltage:	63 V
Rated Voltage (UL):	63 V
Rated Impulse Voltage:	1.5 kV
Operating Voltage:	50 V AC / 60 V DC
Rated Current*:	16 A
Rated Current (UL)*:	16 A

Technical Data Side 1

Product Sub Family:	M12 Power
Type of Contact / Gender:	male
Connector Design:	straight
Attachment Type:	Coupling Screw
Number of Pins:	4
Coding:	T
Contact Resistance:	≤ 10 mOhm
Insulation Resistance:	> 10 ⁹ Ohm
Mating Cycles:	≤ 100
Ambient Temperature (Operation)*:	-40 °C to +125 °C, notice derating
Protection Degree / IP Rating**:	IP65, IP67, IP69K
Design Standard:	IEC 61076-2-111
Pollution Degree:	3 acc. to DIN EN 60664-1 (VDE 0110-1)
Clearance / Creepage Distance:	DIN EN 60664-1 (2008/01); VDE 0110-1
Overvoltage Category:	III acc. to DIN EN 60664-1 (VDE 0110-1)
Contact Base Material:	CuNi
Contact Plating:	Cu/Au
Contact Bearer Material:	PBT GF
Contact Bearer Color:	dark-grey
Flammability Class (Contact Bearer):	UL 94 V-2
Molded Body Material:	TPE
Molded Body Color:	blue
Flammability Class (Molded Body):	UL 94 HB
Attachment Material:	CuZn
Attachment Plating:	Cu/Ni
Shielding Material:	CuZn, plating: Ni
O-Ring Material:	FKM
Fastening Torque (Contact Screw):	M 12x1: (50-60) Ncm, hand-tight

Cable Data

Cable Number:	722
Conductor Size:	1.50 mm ²
Number of Wires:	4
Minimal Bending Radius (Fixed Inst):	> 4 x D
Minimal Bending Radius (Flexible Inst):	> 7.5 x D
Cycles (Bending):	> 10 M
Conductor material:	Cu
Cable Jacket Material:	PUR
Cable Jacket Color:	black
Cable Diameter D:	ø 9.4 ±0.20 mm
Wire Insulation Material:	PP
Insulated Wire Diameter:	ø 2.35 mm
Inner Jacket:	TPE-O

Overall Shield (Cable):	tinned copper braided screen
Ambient Temperature (Fixed Installation):	-40 °C to +80 °C
Ambient Temperature (Flex Installation):	-30 °C to +80 °C
Ambient Temperature (Fixed Installation short-term 100h):	-40 °C to +125 °C
Ambient Temperature (Drag Chain Inst):	-20 °C to +60 °C
UL Cable Type:	AWM: 20939
Flammability Class (Cable Jacket):	VDE 0482-332-1-2, DIN EN 60332-1-2 / IEC 60332-1 / UL VW-1, CSA FT1

Technical Data Side 2

Product Sub Family, Side 2:	M12 Power
Type of Contact / Gender, Side 2:	female
Connector Design, Side 2:	straight
Attachment Type, Side 2:	Coupling Nut
Number of Pins, Side 2:	4
Coding, Side 2:	T
Contact Resistance, Side 2:	≤ 10 mOhm
Insulation Resistance, Side 2:	> 10 ⁹ Ohm
Mating Cycles, Side 2:	≤ 100
Ambient Temperature (Operation), Side 2*:	-40 °C to +125 °C, notice derating
Protection Degree / IP Rating, Side 2**:	IP65, IP67, IP69K
Design Standard, Side 2:	IEC 61076-2-111
Pollution Degree, Side 2:	3 acc. to DIN EN 60664-1 (VDE 0110-1)
Clearance / Creepage Distance, Side 2:	DIN EN 60664-1 (2008/01); VDE 0110-1
Overvoltage Category, Side 2:	III acc. to DIN EN 60664-1 (VDE 0110-1)
Contact Base Material, Side 2:	CuNi
Contact Plating, Side 2:	Cu/Au
Contact Bearer Material, Side 2:	PBT GF
Contact Bearer Color, Side 2:	dark-grey
Flammability Class (Contact Bearer), Side 2:	UL 94 V-2
Molded Body Material, Side 2:	TPE
Molded Body Color, Side 2:	blue
Flammability Class (Molded Body), Side 2:	UL 94 HB
Attachment Material, Side 2:	CuZn
Attachment Plating, Side 2:	Cu/Ni
Shielding Material, Side 2:	CuZn, plating: Ni
O-Ring Material, Side 2:	FKM
Fastening Torque (Contact Screw), Side 2:	M 12x1: (50-60) Ncm, hand-tight

Approvals

UL-File:	E497237
UL:	UL 2237; cULus

Safety & Environmental Compliance

RoHS Compliant:	yes
-----------------	-----

Resistances

Halogenfree:	DIN VDE 0472 T.815
Oil Resistance:	HD 22.10 Appendix A, DIN EN 60811-404

Notes

Protection Degree / IP Rating Note:	** only if mounted and locked in combination with Hirschmann / Lumberg Automation connector.
Note Derating:	* Notice derating

Variants

Item #	Item Description	Cable Length
934853093	RSTS 4T-RKTS 4T-722/0,3 M	0.3 m
934853094	RSTS 4T-RKTS 4T-722/0,6 M	0.6 m
934853095	RSTS 4T-RKTS 4T-722/1 M	1 m

934853096	RSTS 4T-RKTS 4T-722/2 M	2 m
934853097	RSTS 4T-RKTS 4T-722/5 M	5 m
934853098	RSTS 4T-RKTS 4T-722/10 M	10 m

© 2020 Belden, Inc

All Rights Reserved.

Although Belden makes every reasonable effort to ensure their accuracy at the time of this publication, information and specifications described here in are subject to error or omission and to change without notice, and the listing of such information and specifications does not ensure product availability.

Belden provides the information and specifications herein on an "ASIS" basis, with no representations or warranties, whether express, statutory or implied. In no event will Belden be liable for any damages (including consequential, indirect, incidental, special, punitive, or exemplary damages) whatsoever, even if Belden has been advised of the possibility of such damages, whether in an action under contract, negligence or any other theory, arising out of or in connection with the use, or inability to use, the information or specifications described herein.

All sales of Belden products are subject to Belden's standard terms and conditions of sale.

Belden believes this product to be in compliance with all applicable environmental programs as listed in the data sheet. The information provided is correct to the best of Belden's knowledge, information and belief at the date of its publication. This information is designed only as a general guide for the safe handling, storage, and any other operation of the product itself or the one that it becomes a part of. The Product Disclosure is not to be considered a warranty or quality specification. Regulatory information is for guidance purposes only. Product users are responsible for determining the applicability of legislation and regulations based on their individual usage of the product.



Компания «ЭлектроПласт» предлагает заключение долгосрочных отношений при поставках импортных электронных компонентов на взаимовыгодных условиях!

Наши преимущества:

- Оперативные поставки широкого спектра электронных компонентов отечественного и импортного производства напрямую от производителей и с крупнейших мировых складов;
- Поставка более 17-ти миллионов наименований электронных компонентов;
- Поставка сложных, дефицитных, либо снятых с производства позиций;
- Оперативные сроки поставки под заказ (от 5 рабочих дней);
- Экспресс доставка в любую точку России;
- Техническая поддержка проекта, помощь в подборе аналогов, поставка прототипов;
- Система менеджмента качества сертифицирована по Международному стандарту ISO 9001;
- Лицензия ФСБ на осуществление работ с использованием сведений, составляющих государственную тайну;
- Поставка специализированных компонентов (Xilinx, Altera, Analog Devices, Intersil, Interpoint, Microsemi, Aeroflex, Peregrine, Syfer, Eurofarad, Texas Instrument, Miteq, Cobham, E2V, MA-COM, Hittite, Mini-Circuits, General Dynamics и др.);

Помимо этого, одним из направлений компании «ЭлектроПласт» является направление «Источники питания». Мы предлагаем Вам помощь Конструкторского отдела:

- Подбор оптимального решения, техническое обоснование при выборе компонента;
- Подбор аналогов;
- Консультации по применению компонента;
- Поставка образцов и прототипов;
- Техническая поддержка проекта;
- Защита от снятия компонента с производства.



Как с нами связаться

Телефон: 8 (812) 309 58 32 (многоканальный)

Факс: 8 (812) 320-02-42

Электронная почта: org@eplast1.ru

Адрес: 198099, г. Санкт-Петербург, ул. Калинина, дом 2, корпус 4, литера А.