



# Dialight

*CBI® Through Hole  
Circuit Board Indicator  
Selector Guide*





# Clear Innovation

Dialight's Circuit Board Indicators are available through our extensive line of Sales Representatives and Distributors world-wide. For a complete listing that includes the ability to check stock status at our Distribution partners, please visit our website at [www.dialight.com](http://www.dialight.com).

The most current version of this catalog will always be available at the link below:

[http://www.dialight.com/Assets/Brochures\\_And\\_Catalogs/Indication/cbi\\_selector\\_guide.pdf](http://www.dialight.com/Assets/Brochures_And_Catalogs/Indication/cbi_selector_guide.pdf)

## INDEX

| Section                                       | Pg # |
|---|------|
| 2mm LED CBI                                   | 2    |
| 2mm Quad LED CBI                              | 2    |
| 2mm Bi-Level LED CBI                          | 2    |
| 2mm Bi-Level Ganged Array LED CBI             | 2    |
| 2mm Tri-Level LED CBI                         | 2    |
| 3mm LED CBI                                   | 3    |
| 3mm 3-Leaded Bi-Color LED CBI                 | 3    |
| 3mm Tri-Block LED CBI                         | 4    |
| 3mm Quad LED CBI                              | 4    |
| 3mm Bi-Level LED CBI                          | 4    |
| 3mm Ganged Array LED CBI                      | 5    |
| 3mm High Density Narrow Bilevel LED CBI       | 5    |
| 3mm Bi-Level Array LED CBI                    | 5    |
| 3mm Bi-Level LED CBI                          | 5    |
| 3mm Tri-Level LED CBI                         | 6    |
| 3mm Quad-Level LED CBI                        | 6    |
| 4mm LED CBI                                   | 7    |
| 4mm Bi-Level LED CBI                          | 7    |
| 2mm x 4mm Rectangular Bi-Level LED CBI        | 7    |
| 2mm x 4mm Quad Rectangular Bi-Level LED CBI   | 7    |
| 2mm x 4mm Rectangular Quad-Level LED CBI      | 7    |
| 2mm x 5mm Rectangular LED CBI                 | 7    |
| 2mm x 7mm Rectangular LED CBI                 | 8    |
| 5mm LED CBI                                   | 8    |
| 5mm 3-Leaded Bi-Color LED CBI                 | 9    |
| 5mm 3-Leaded Bi-Color LED CBI, Offset Cathode | 9    |
| 5mm Dual LED CBI                              | 9    |
| 5mm Tri-Block LED CBI                         | 9    |
| 5mm Quad LED CBI                              | 10   |
| 5mm Bi-Level LED CBI                          | 10   |
| Snap-In LED Mounting Clip                     | 10   |

## DIMENSION DESCRIPTIONS

**A** The dimension from the center of the LED to the top of the circuit board.

**B** The dimension of the pitch required to mount multiple parts.

*Note:* The drawing above shows the width of the product. The pitch required is slightly larger to allow for clearance between adjacent parts.

**C** The dimension from the front of the housing to the center of the first lead.

**D** The dimension between LEDs, center to center.

*Note:* When applicable, both horizontal and vertical dimensions are given.

[www.dialight.com](http://www.dialight.com)










# CBI® LED Circuit Board Indicator Selector Guide

| <b>2MM</b>   | LED from PCB (a) | Housing mounts on x Pitch (b) | Front of housing to center of lead (c) | Distance between LEDs (d) | Available Colors  | Additional Options   |
|--|------------------|-------------------------------|--|---------------------------|-------------------|--|
| <b>2mm LED CBI</b>   |                  |                               |  |                           |                   |  |
|    | 555-2xxxF        | 0.125<br>(3.18mm)             | 0.100<br>(2.54mm)                      | 0.040<br>(1.02mm)         | -                 | • R<br>• G<br>• Y<br><br>Integral Resistor<br>5V, 24V                                  |
|    | 555-3xxxF        | 0.250<br>(6.35mm)             | 0.100<br>(2.54mm)                      | -                         | -                 | • R<br>• G<br>• Y<br><br>Integral Resistor<br>5V, 24V                                  |
| <b>2mm Quad LED CBI</b>  |                  |                               |  |                           |                   |  |
|   | 555-4xxxF        | 0.125<br>(3.18mm)             | 0.405<br>(10.29mm)                     | 0.040<br>(1.02mm)         | 0.100<br>(2.54mm) | • R<br>• G<br>• Y<br><br>Integral Resistor<br>5V, 24V                                  |
|  | 555-5xxxF        | 0.250<br>(6.35mm)             | 0.405<br>(10.29mm)                     | -                         | 0.100<br>(2.54mm) | • R<br>• G<br>• Y<br><br>Integral Resistor<br>5V, 24V                                  |
| <b>2mm Bi-Level LED CBI</b>  |                  |                               |  |                           |                   |  |
|  | 571-01xxF        | 0.100<br>(2.54mm)             | 0.100<br>(2.54mm)                      | 0.190<br>(4.83mm)         | 0.190<br>(4.83mm) | • R • R<br>• R • G<br>• G • G<br>• Y • G<br>• Y • Y<br><br>-                           |
| <b>2mm Bi-Level Ganged Array LED CBI</b>   |                  |                               |  |                           |                   |  |
|  | 571-01XX-10XF    | 0.100<br>(2.54mm)             | 0.100<br>(2.54mm)                      | 0.190<br>(4.83mm)         | 0.190<br>(4.83mm) | • R • R<br>• R • G<br>• G • G<br>• Y • G<br>• Y • Y<br><br>-                           |
| <b>2mm Tri-Level LED CBI</b>   |                  |                               |  |                           |                   |  |
|  | 570-0100-xxxF    | .070<br>1.78mm                | .200<br>5.08mm                         | .269<br>6.84mm            | .130<br>3.30mm    | • R • R • R<br>• R • Y • G<br>• G • G • G<br>• Y • Y • Y<br><br>(DIN 41494 compatible) |

# CBI® LED Circuit Board Indicator Selector Guide

| 3MM   | LED from PCB (a) | Housing mounts on x Pitch (b) | Front of housing to center of lead (c) | Distance between LEDs (d) | Available Colors | Additional Options   |
|---|------------------|-------------------------------|--|---------------------------|------------------|--|
| 3 mm LED CBI  |                  |                               |  |                           |                  |  |
|    | 551-xx01F        | 0.197 (5mm)                   | 0.197 (5mm)                            | 0.269 (6.84mm)            | -                | •G<br>•Y<br>•R<br>•B<br>•O<br>Integral Resistor, 5V<br>Low Current<br>Bi-Color<br>Reverse Polarity<br>(DIN 41494 compatible) |
|     | 551-xx02F        | 0.1 (2.54mm)                  | 0.175 (4.45mm)                         | 0.27 (6.86mm)             | -                | •G<br>•Y<br>•R<br>Integral Resistor, 5V<br>Low Current<br>Bi-Color<br>Reverse Polarity                                       |
|     | 551-xx03F        | 0.25 (6.35mm)                 | 0.185 (4.70mm)                         | 0.14 (3.6mm)              | -                | •G<br>•Y<br>•R<br>•B<br>Integral Resistor, 5V<br>Low Current<br>Bi-Color<br>Reverse Polarity                                 |
|    | 551-xx04F        | 0.45 (11.4mm)                 | 0.185 (4.70mm)                         | 0.14 (3.6mm)              | -                | •G<br>•Y<br>•R<br>•B<br>Integral Resistor, 5V<br>Low Current<br>Bi-Color<br>Reverse Polarity                                 |
|   | 551-xx07F        | 0.2 (5.08mm)                  | 0.175 (4.45mm)                         | 0.175 (4.45mm)            | -                | •G<br>•Y<br>•R<br>•B<br>•O<br>Integral Resistor, 5V<br>Low Current<br>Bi-Color<br>Reverse Polarity                           |
|   | 551-xx09F        | 0.12 (3.05mm)                 | 0.165 (4.19mm)                         | 0.16 (4.06mm)             | -                | •G<br>•Y<br>•R<br>•B<br>•O<br>Integral Resistor, 5V<br>Low Current<br>Bi-Color<br>Reverse Polarity                           |
|  | 551-xx11F        | 0.2 (5.08mm)                  | 0.156 (3.96mm)                         | 0.247 (6.27mm)            | -                | •G<br>•Y<br>•R<br>•B<br>Low Current<br>(DIN 41494 compatible)  |
| 3mm 3-Leaded Bi-Color LED CBI   |                  |                               |  |                           |                  |  |
|  | 551-3508F        | 0.15 (3.81mm)                 | 0.2 (5.08mm)                           | 0.18 (4.57mm)             | -                | •R/•G<br>-   |
|   | 551-3508-801F    | 0.15 (3.81mm)                 | 0.2 (5.08mm)                           | 0.18 (4.57mm)             | -                | •R/•G<br>-   |

# CBI® LED Circuit Board Indicator Selector Guide

| 3MM  | LED from PCB (a) | Housing mounts on x Pitch (b) | Front of housing to center of lead (c) | Distance between LEDs (d) | Available Colors  | Additional Options         |  |
|--|------------------|-------------------------------|--|---------------------------|-------------------|----------------------------|--|
| <b>3mm Tri-Block LED CBI</b>   |                  |                               |  |                           |                   |                            |  |
|    | 551-xx06-003F    | 0.1<br>(2.54mm)               | 0.54<br>(13.72mm)                      | 0.2<br>(5.08mm)           | 0.18<br>(4.57mm)  | •G<br>•Y<br>•R             | Low Current<br>Bi-Color  |
|    | 551-xx07-003F    | 0.2<br>(5.08mm)               | 0.54<br>(13.72mm)                      | 0.2<br>(5.08mm)           | 0.18<br>(4.57mm)  | •G<br>•Y<br>•R             | Low Current  |
| <b>3mm Quad LED CBI</b>  |                  |                               |  |                           |                   |                            |  |
|    | 551-xx07-004F    | 0.2<br>(5.08mm)               | 0.68<br>(17.27mm)                      | 0.175<br>(4.45mm)         | 0.170<br>(4.32mm) | •G<br>•Y<br>•R<br>•O       | Integral Resistor, 5V<br>Low Current<br>Bi-Color<br>Reverse Polarity   |
| <b>3mm Bi-Level LED CBI</b>  |                  |                               |  |                           |                   |                            |  |
|  | 553-xxxxF        | 0.1<br>(2.54mm)               | 0.175<br>(4.45mm)                      | 0.175<br>(4.45mm)         | 0.2<br>(5.08mm)   | •G<br>•Y<br>•R<br>•B<br>•O | Integral Resistor, 5V<br>Low Current<br>Bi-Color<br>Reverse Polarity<br>Non-Diffused<br>Blank Position                           |
|  | 553-xxxx-200F    | 0.100<br>(2.54mm)             | 0.175<br>(4.45mm)                      | 0.269<br>(6.84mm)         | 0.2<br>(5.08mm)   | •R<br>•G<br>•Y<br>•O<br>•B | Integral Resistor, 5V<br>Low Current<br>Bi-Color<br>Reverse Polarity<br>Non-Diffused<br>(DIN 41494 compatible)<br>Blank Position |
|  | 553-xxxx-300F    | 0.1<br>(2.54mm)               | 0.2<br>(5.08mm)                        | 0.2<br>(5.08mm)           | 0.2<br>(5.08mm)   | •R<br>•G<br>•Y<br>•O<br>•B | Integral Resistor, 5V<br>Low Current<br>Bi-Color<br>Reverse Polarity<br>Non-Diffused<br>Blank                                    |
|  | 553-xxxx-400F    | 0.1<br>(2.54mm)               | 0.2<br>(5.08mm)                        | 0.269<br>(6.84mm)         | 0.2<br>(5.08mm)   | •R<br>•G<br>•Y<br>•O<br>•B | Integral Resistor, 5V<br>Low Current<br>Bi-Color<br>Reverse Polarity<br>Non-Diffused<br>(DIN 41494 compatible)                   |

# CBI® LED Circuit Board Indicator Selector Guide

| 3MM  | LED from PCB (a) | Housing mounts on x Pitch (b) | Front of housing to center of lead (c) | Distance between LEDs (d) | Available Colors  | Additional Options  |  |
|--|------------------|-------------------------------|--|---------------------------|---|---|--|
| 3mm Ganged Array LED CBI   |                  |                               |  |                           |   |   |  |
|    | 553-xxxx-0xxF    | 0.1<br>(2.54mm)               | 0.2<br>(5.08mm)                        | 0.175<br>(4.45mm)         | Vertical<br>0.2<br>(5.08mm)<br>-----<br>Horizontal<br>0.2<br>(5.08mm) | <ul style="list-style-type: none"> <li>•G</li> <li>•Y</li> <li>•R</li> <li>•B</li> <li>•O</li> </ul>                | Bi-Color   |
|    | 553-xxxx-1xxF    | 0.1<br>(2.54mm)               | 0.2<br>(5.08mm)                        | 0.27<br>(6.86mm)          | Vertical<br>0.2<br>(5.08mm)<br>-----<br>Horizontal<br>0.2<br>(5.08mm) | <ul style="list-style-type: none"> <li>•R-•R</li> <li>•G-•G</li> <li>•G-•Y</li> <li>•Y-G</li> <li>•Y-•Y</li> </ul>  | Bi-Color   |
|    | 553-xxxx-2xxF    | 0.1<br>(2.54mm)               | 0.2<br>(5.08mm)                        | 0.27<br>(6.86mm)          | Vertical<br>0.2<br>(5.08mm)<br>-----<br>Horizontal<br>0.2<br>(5.08mm) | <ul style="list-style-type: none"> <li>•G</li> <li>•Y</li> <li>•R</li> <li>•B</li> <li>•O</li> </ul>                | Bi-Color   |
| 3mm High Density Narrow Bi-level LED CBI   |                  |                               |  |                           |   |   |  |
|  | 569-011x-x00F    | 0.09<br>(2.29mm)              | 0.132<br>(3.35mm)                      | 0.24<br>(6.10mm)          | 0.18<br>(4.57mm)  | <ul style="list-style-type: none"> <li>•R</li> <li>•G</li> <li>•Y</li> <li>•O</li> <li>•B</li> </ul>                | -  |
|  | 569-010x-xxxF    | 0.09<br>(2.29mm)              | 0.264<br>(6.71mm)                      | 0.24<br>(6.10mm)          | 0.18<br>(4.57mm)  | <ul style="list-style-type: none"> <li>•R</li> <li>•G</li> <li>•Y</li> <li>•O</li> <li>•B</li> </ul>                | -  |
| 3mm Bi-Level Array LED CBI   |                  |                               |  |                           |   |   |  |
|  | 553-xxxx-306F    | 0.1<br>(2.54mm)               | 1.2<br>(30.48mm)                       | 0.2<br>(5.08mm)           | Vertical<br>0.2<br>(5.08mm)<br>-----<br>Horizontal<br>0.2<br>(5.08mm) | <ul style="list-style-type: none"> <li>•R</li> <li>•G</li> <li>•Y</li> <li>•O</li> <li>•B</li> </ul>                | Integral Resistor, 5V<br>Low Current<br>Bi-Color<br>Reverse Polarity<br>Non-Diffused |
| 3mm Bi-Level LED CBI Back Lighting   |                  |                               |  |                           |   |   |  |
|  | 553-22xx-100F    | 0.1<br>(2.54mm)               | 0.175<br>(4.45mm)                      | 0.27<br>(6.86mm)          | 0.2<br>(5.08mm)   | <ul style="list-style-type: none"> <li>•R-•R</li> <li>•G-•G</li> <li>•G-•Y</li> <li>•Y-•G</li> <li>•Y-•Y</li> </ul> | Backlight  |

# CBI® LED Circuit Board Indicator Selector Guide

| 3MM  |                | LED from PCB (a)  | Housing mounts on x Pitch (b) | Front of housing to center of lead (c) | Distance between LEDs (d)   | Available Colors   | Additional Options  |
|--|----------------|-------------------|-------------------------------|--|---|--|---|
| <b>3mm Tri-Level LED CBI</b>   |                |                   |                               |  |   |  |   |
|    | 564-0x00-xxxF  | 0.1<br>(2.54mm)   | 0.175<br>(4.45mm)             | 0.175<br>(4.45mm)                      | 0.2<br>(5.08mm)   | <ul style="list-style-type: none"> <li>•R-•R-•R</li> <li>•R-•Y-•G</li> <li>•G-•G-•G</li> <li>•O-•O-•O</li> <li>•B-•B-•B</li> </ul>                                     | Integral Resistor, 5V<br>Low Current<br>Bi-Color<br>Blank Position                        |
|    | 564-2210-xxxF  | 0.1<br>(2.54mm)   | 0.175<br>(4.45mm)             | 0.27<br>(6.86mm)                       | 0.2<br>(5.08mm)   | <ul style="list-style-type: none"> <li>•R</li> <li>•G</li> <li>•Y</li> </ul>   | Backlight   |
|    | 564-0140-xxx4F | 0.1<br>(2.54mm)   | 0.775<br>(19.685mm)           | 0.27<br>(6.86mm)                       | Vertical<br>0.2<br>(5.08mm)<br>-----<br>Horizontal<br>0.2<br>(5.08mm)   | <ul style="list-style-type: none"> <li>•R</li> <li>•G</li> <li>•Y</li> </ul>   | -   |
| <b>3mm Quad-Level LED CBI</b>  |                |                   |                               |  |   |  |   |
|   | 568-0x0x-xxxF  | 0.1<br>(2.54mm)   | 0.175<br>(4.45mm)             | 0.11<br>(2.79mm)                       | 0.2<br>(5.08mm)   | <ul style="list-style-type: none"> <li>•R-•R-•R-•R</li> <li>•G-•G-•G-•G</li> <li>•G-•Y-•G-•Y</li> <li>•Y-•G-•Y-•G</li> <li>•O-•O-•O-•O</li> <li>•B-•B-•B-•B</li> </ul> | Integral Resistor, 5V<br>Low Current<br>Backlight   |
|  | 568-221x-xxxF  | 0.1<br>(2.54mm)   | 0.175<br>(4.45mm)             | 0.245<br>(6.22mm)                      | 0.2<br>(5.08mm)   | <ul style="list-style-type: none"> <li>•R-•R-•R-•R</li> <li>•G-•G-•G-•G</li> <li>•G-•Y-•G-•Y</li> <li>•Y-•G-•Y-•G</li> <li>•B</li> </ul>                               | Backlight   |
|  | 568-223x-xxxF  | 0.1<br>(2.54mm)   | 0.175<br>(4.45mm)             | 0.245<br>(6.22mm)                      | Vertical<br>0.15<br>(3.81mm)<br>-----<br>Horizontal<br>0.2<br>(3.81mm)  | <ul style="list-style-type: none"> <li>•R-•R-•R-•R</li> <li>•G-•G-•G-•G</li> <li>•Y-•Y-•Y-•Y</li> </ul>  | Backlight<br>Blank Position   |
|  | 568-223x-xxx2F | 0.1<br>(2.54mm)   | 0.40<br>(10.16mm)             | 0.245<br>(6.22mm)                      | Vertical<br>0.15<br>(3.81mm)<br>-----<br>Horizontal<br>0.2<br>(3.81mm)  | <ul style="list-style-type: none"> <li>•R-•R-•R-•R</li> <li>•G-•G-•G-•G</li> <li>•Y-•Y-•Y-•Y</li> </ul>  | Backlight   |
|  | 568-223x-xxx4F | 0.1<br>(2.54mm)   | 0.80<br>(20.32mm)             | 0.245<br>(6.22mm)                      | Vertical<br>0.15<br>(3.81mm)<br>-----<br>Horizontal<br>0.2<br>(3.81mm)  | <ul style="list-style-type: none"> <li>•R-•R-•R-•R</li> <li>•G-•G-•G-•G</li> <li>•Y-•Y-•Y-•Y</li> </ul>  | Backlight   |
|  | 568-xx4x-xxx3F | 0.139<br>(3.53mm) | 0.524<br>(13.31mm)            | 0.245<br>(6.22mm)                      | Vertical<br>0.2<br>(5.08mm)<br>-----<br>Horizontal<br>0.177<br>(5.08mm) | <ul style="list-style-type: none"> <li>•R-•R-•R</li> <li>•R-•Y-•G</li> <li>•G-•G-•G</li> </ul>   | Integral Resistor, 5V<br>Low Current, 2mA<br>Bi-Color<br>Tinted/Non-Diffused<br>Backlight |
|  | 568-xx4x-xxx4F | 0.139<br>(3.53mm) | 0.701<br>(17.81mm)            | 0.245<br>(6.22mm)                      | Vertical<br>0.2<br>(5.08mm)<br>-----<br>Horizontal<br>0.177<br>(5.08mm) | <ul style="list-style-type: none"> <li>•R-•R-•R</li> <li>•G-•G-•G-•G</li> <li>•Y-•Y-•Y-•Y</li> </ul>   | Integral Resistor, 5V<br>Low Current, 2mA<br>Bi-Color<br>Tinted/Non-Diffused<br>Backlight |

# CBI® LED Circuit Board Indicator Selector Guide

| <b>4MM<br/>&amp; Rectangular</b>   |               | LED from PCB (a)   | Housing mounts on x Pitch (b) | Front of housing to center of lead (c) | Distance between LEDs (d)   | Available Colors  | Additional Options         |
|--|---------------|--------------------|-------------------------------|--|---|---|----------------------------|
| <b>4mm LED CBI</b>   |               |                    |                               |  |   |   |                            |
|    | 550-6x07F     | 0.118<br>(3.00mm)  | 0.25<br>(6.35mm)              | 0.205<br>(5.21mm)                      | -   | •R<br>•G<br>•Y  | -                          |
| <b>4mm Bi-Level LED CBI</b>  |               |                    |                               |  |   |   |                            |
|    | 552-60xx-200F | 0.118<br>(3.00mm)  | 0.25<br>(6.35mm)              | 0.210<br>(5.334mm)                     | .232<br>(5.89mm)  | •R-•R<br>•G-•G<br>•G-•Y<br>•Y-•G<br>•Y-•Y                               | Blank Position             |
| <b>2mm x 4mm Rectangular Bi-Level LED CBI</b>                                      |               |                    |                               |  |   |   |                            |
|   | 567-0xxxF     | 0.125<br>(3.175mm) | 0.250<br>(6.35mm)             | 0.220<br>(5.59mm)                      | 0.250<br>(6.35mm)   | •R-•R<br>•G-•G<br>•G-•Y<br>•Y-•G<br>•Y-•Y<br>(•R/•G, •R/•G)             | Bi-Color<br>Blank Position |
| <b>2mm x 4mm Quad Rectangular Bi-Level LED CBI</b>                                 |               |                    |                               |  |   |   |                            |
|  | 567-0xxx-004F | 0.125<br>(3.175mm) | 1.000<br>(25.4mm)             | 0.220<br>(5.59mm)                      | Vertical<br>0.250<br>(6.35mm)<br>-----<br>Horizontal<br>0.250<br>(6.35mm) | •R-•R<br>•G-•G<br>•G-•Y<br>•Y-•G<br>•Y-•Y                               | Bi-Color<br>Blank Position |
| <b>2mm x 4mm Rectangular Quad-Level LED CBI</b>                                    |               |                    |                               |  |   |   |                            |
|  | 568-0x2x-xxxF | .100<br>(2.54mm)   | 0.200<br>(5.08mm)             | 0.291<br>(7.39mm)                      | .100<br>(2.54mm)  | •R-•R-•R-•R<br>•G-•G-•G-•G<br>•G-•Y-•G-•Y<br>•Y-•G-•Y-•G<br>•Y-•Y-•Y-•Y | Bi-Color<br>Blank Position |
| <b>2mm x 5mm Rectangular LED CBI</b>   |               |                    |                               |  |   |   |                            |
|  | 566-xx06F     | 0.15<br>(3.81mm)   | 0.156<br>(3.96mm)             | 0.3<br>(7.62mm)                        |   | •R<br>•G<br>•Y<br>•O  | -                          |
|  | 566-xx07F     | 0.2<br>(5.08mm)    | 0.4<br>(1.02mm)               | .380<br>(9.65mm)                       |   | •R<br>•G<br>•Y  | Bi-Color                   |



# CBI® LED Circuit Board Indicator Selector Guide

| <i>Rectangular<br/>&amp; 5MM</i>   | LED from PCB (a) | Housing mounts on x Pitch (b) | Front of housing to center of lead (c) | Distance between LEDs (d) | Available Colors | Additional Options               |
|--|------------------|-------------------------------|--|---------------------------|------------------|----------------------------------|
| <b>2.5mm x 7mm Rectangular LED CBI</b>   |                  |                               |  |                           |                  |                                  |
|    | 561-4x01-055F    | .550<br>(13.97mm)             | .200<br>(5.08mm)                       | -                         | -                | •R<br>•G<br>•Y                   |
|    | 561-4x01-081F    | .810<br>(20.57mm)             | .200<br>(5.08mm)                       | -                         | -                | •R<br>•G<br>•Y                   |
| <b>5mm LED CBI</b>   |                  |                               |  |                           |                  |                                  |
|    | 550-xx10F        | 0.12<br>(3.05mm)              | 0.25<br>(6.35mm)                       | 0.345                     | -                | •G<br>•Y<br>•R<br>•B             |
|   | 550-xx12F        | 0.198<br>(5.03mm)             | 0.400<br>(10.16mm)                     | 0.670<br>(17mm)           | -                | •G<br>•Y<br>•R<br>•O             |
|  | 561-xx0x-xxxF    | -                             | 0.285<br>(7.24mm)                      | -                         | -                | •G<br>•Y<br>•R<br>•O<br>•B<br>◦W |
|  | 550-xx04F        | 0.230<br>(5.84mm)             | 0.250<br>(6.35mm)                      | -                         | -                | •G<br>•Y<br>•R<br>•O<br>•B       |
|  | 550-xx05F        | 0.118<br>(3.00mm)             | 0.250<br>(6.35mm)                      | 0.205<br>(5.21mm)         | -                | •G<br>•Y<br>•R<br>•O<br>•B       |
|  | 550-xx07F        | 0.118<br>(3.00mm)             | 0.250<br>(6.35mm)                      | 0.205<br>(5.21mm)         | -                | •G<br>•Y<br>•R<br>•O<br>•B       |
|  | 550-xx08F        | 0.250<br>(6.35mm)             | 0.250<br>(6.35mm)                      | 0.205<br>(5.21mm)         | -                | •G<br>•Y<br>•R<br>•O<br>•B       |

# CBI® LED Circuit Board Indicator Selector Guide

| 5MM  | LED from PCB (a) | Housing mounts on x Pitch (b) | Front of housing to center of lead (c) | Distance between LEDs (d) | Available Colors | Additional Options   |  |
|--|------------------|-------------------------------|--|---------------------------|------------------|--|--|
| 5mm 3-Leaded Bi-Color LED CBI  |                  |                               |  |                           |                  |  |  |
|    | 550-3x05F        | 0.141<br>(3.58mm)             | 0.300<br>(7.62mm)                      | 0.19<br>(4.83mm)          | -                | <ul style="list-style-type: none"> <li>•R/•G</li> <li>•Y/•G</li> </ul>                   | Bi-Color   |
|    | 550-3x09F        | 0.15<br>(3.81mm)              | 0.3<br>(7.62mm)                        | 0.285<br>(7.24mm)         | -                | <ul style="list-style-type: none"> <li>•R/•G</li> <li>•Y/•G</li> </ul>                   | Bi-Color   |
| 5mm 3-Leaded Bi-Color LED CBI, Offset Cathode                                      |                  |                               |  |                           |                  |  |  |
|  | 550-3x07F        | 0.118<br>(3.00mm)             | 0.25<br>(6.35mm)                       | 0.205<br>(5.21mm)         | -                | <ul style="list-style-type: none"> <li>•R/•G</li> <li>•Y/•G</li> </ul>                   | Bi-Color   |
| 5mm Dual LED CBI   |                  |                               |  |                           |                  |  |  |
|  | 550-xx07-002F    | 0.118<br>(3.00mm)             | 0.50<br>(12.7mm)                       | .205<br>(5.21mm)          | 0.25<br>(6.35mm) | <ul style="list-style-type: none"> <li>•G</li> <li>•Y</li> <li>•R</li> <li>•O</li> </ul> | Integral Resistor, 5V<br>Low Current<br>Bi-Color |
| 5mm Tri-Block LED CBI  |                  |                               |  |                           |                  |  |  |
|  | 550-xx05-003F    | 0.118<br>(3.00mm)             | .75<br>(19.05mm)                       | .205<br>(5.21mm)          | 0.25<br>(6.35mm) | <ul style="list-style-type: none"> <li>•G</li> <li>•Y</li> <li>•R</li> <li>•O</li> </ul> | -  |

# CBI® LED Circuit Board Indicator Selector Guide

| <b>5MM</b>   |               | LED from PCB (a)  | Housing mounts on x Pitch (b) | Front of housing to center of lead (c) | Distance between LEDs (d) | Available Colors  | Additional Options  |
|--|---------------|-------------------|-------------------------------|--|---------------------------|---|---|
| <b>5mm Quad LED CBI</b>  |               |                   |                               |  |                           |   |   |
|   | 550-xx04-004F | 0.23<br>(5.84mm)  | 1.00<br>(25.4mm)              | -                                      | 0.25<br>(6.35mm)          | <ul style="list-style-type: none"> <li>•G</li> <li>•Y</li> <li>•R</li> <li>•O</li> </ul>                            | Integral Resistor, 5V<br>Low Current<br>Bi-Color  |
|    | 550-xx05-004F | 0.118<br>(3.00mm) | 1.00<br>(25.4mm)              | .205<br>(5.21mm)                       | 0.25<br>(6.35mm)          | <ul style="list-style-type: none"> <li>•G</li> <li>•Y</li> <li>•R</li> <li>•O</li> </ul>                            | Integral Resistor, 5V<br>Low Current<br>Bi-Color  |
|    | 550-xx07-004F | 0.118<br>(3.00mm) | 1.00<br>(25.4mm)              | .205<br>(5.21mm)                       | 0.25<br>(6.35mm)          | <ul style="list-style-type: none"> <li>•G</li> <li>•Y</li> <li>•R</li> <li>•O</li> </ul>                            | Integral Resistor, 5V<br>Low Current<br>High Efficiency<br>Tinted/Non-Diffused<br>Super Bright/Diffused<br>Super Bright/Water Clear<br>Non-Tinted/Non-Diffused<br>Bi-Color              |
| <b>5mm Bi-Level LED CBI</b>  |               |                   |                               |  |                           |   |   |
|   | 552-0xxF      | 0.125<br>(3.18mm) | 0.25<br>(6.35mm)              | 0.22<br>(5.59mm)                       | 0.25<br>(6.36mm)          | <ul style="list-style-type: none"> <li>•G</li> <li>•Y</li> <li>•R</li> <li>•O</li> </ul>                            | Integral Resistor, 5, 12V<br>Low Current<br>Bi-Color  |
|  | 552-35xxF     | 0.125<br>(3.18mm) | 0.3<br>(7.62mm)               | 0.32<br>(8.13mm)                       | 0.25<br>(6.35mm)          | <ul style="list-style-type: none"> <li>•R/•G</li> <li>•Y/•G</li> </ul>  | Integral Resistor, 5V<br>Low Current<br>High Efficiency<br>Tinted/Non-Diffused<br>Super Bright/Diffused<br>Super Bright/Water Clear<br>Non-Tinted/Non-Diffused<br>Bi-Color              |
|  | 552-22xx-100F | 0.125<br>(3.18mm) | 0.25<br>(6.35mm)              | 0.345<br>(8.76mm)                      | 0.25<br>(6.35mm)          | <ul style="list-style-type: none"> <li>•R-•R</li> <li>•G-•G</li> <li>•G-•Y</li> <li>•Y-•G</li> <li>•Y-•Y</li> </ul> | Integral Resistor, 5V<br>Low Current<br>High Efficiency<br>Tinted/Non-Diffused<br>Super Bright/Diffused<br>Super Bright/Water Clear<br>Non-Tinted/Non-Diffused<br>Bi-Color<br>Backlight |

# Dialight















Компания «ЭлектроПласт» предлагает заключение долгосрочных отношений при поставках импортных электронных компонентов на взаимовыгодных условиях!

Наши преимущества:

- Оперативные поставки широкого спектра электронных компонентов отечественного и импортного производства напрямую от производителей и с крупнейших мировых складов;
- Поставка более 17-ти миллионов наименований электронных компонентов;
- Поставка сложных, дефицитных, либо снятых с производства позиций;
- Оперативные сроки поставки под заказ (от 5 рабочих дней);
- Экспресс доставка в любую точку России;
- Техническая поддержка проекта, помощь в подборе аналогов, поставка прототипов;
- Система менеджмента качества сертифицирована по Международному стандарту ISO 9001;
- Лицензия ФСБ на осуществление работ с использованием сведений, составляющих государственную тайну;
- Поставка специализированных компонентов (Xilinx, Altera, Analog Devices, Intersil, Interpoint, Microsemi, Aeroflex, Peregrine, Syfer, Eurofarad, Texas Instrument, Miteq, Cobham, E2V, MA-COM, Hittite, Mini-Circuits, General Dynamics и др.);

Помимо этого, одним из направлений компании «ЭлектроПласт» является направление «Источники питания». Мы предлагаем Вам помощь Конструкторского отдела:

- Подбор оптимального решения, техническое обоснование при выборе компонента;
- Подбор аналогов;
- Консультации по применению компонента;
- Поставка образцов и прототипов;
- Техническая поддержка проекта;
- Защита от снятия компонента с производства.



#### Как с нами связаться

**Телефон:** 8 (812) 309 58 32 (многоканальный)

**Факс:** 8 (812) 320-02-42

**Электронная почта:** [org@eplast1.ru](mailto:org@eplast1.ru)

**Адрес:** 198099, г. Санкт-Петербург, ул. Калинина, дом 2, корпус 4, литера А.