

## Bus coupler - IBS ST ZF 24 BK DIO 8/8/3-T - 2750798

Please be informed that the data shown in this PDF Document is generated from our Online Catalog. Please find the complete data in the user's documentation. Our General Terms of Use for Downloads are valid (<http://phoenixcontact.com/download>)



The illustration shows version IBS ST 24 BK DIO 8/8/3-LK

INTERBUS-ST I/O bus terminal module, 8 digital inputs, 8 digital outputs, 500 mA, I/Os additionally available via FLK plug, IP20 protection, consisting of: Terminal part with spring-cage connection and module electronics

### Product description

INTERBUS ST bus terminal modules with additional interfaces (I/O)

In addition to the actual bus terminal module functions, 8 digital inputs and 8 digital outputs are integrated into the INTERBUS input/output bus terminal modules. On top of this, the modules can be extended by up to four INTERBUS-ST input/output modules. All the bus terminal module functions, such as switching of the input/output modules from the INTERBUS network remain available without restrictions.

This bus terminal module is particularly suitable for use in applications for which very little space is available, or where only a few input/output points are required.

The IBS ST 24 BK DIO 8/8/3-T or -LK modules provide the option of assigning inputs and outputs either by screw terminal blocks in the termination block, or using an FLK system connector. This permits the ELR 319 electronic load relay or VARIOFACE input/output modules to be connected simply using 14-pos. FLK connectors.

The IBS ST 24 BK RB-T or IBS ST 24 BK RB-LK modules have an additional remote bus branch. This remote bus branch has the same restrictions regarding structure as any remote bus. All devices with remote bus interface can be linked in here.

All INTERBUS bus terminal modules make it possible to individually enable/disable the additional bus interfaces. To some extent, they perform the role of two bus terminal modules in the INTERBUS system and are also treated as such in the address lists and configuring software (CMD).


Note: When configuring buses branching off from the bus terminal modules, please observe the topology supported by INTERBUS controller boards.

### Product Features

- ✓ Remote bus connections using copper technology
- ✓ Electrical isolation
- ✓ 8 digital inputs
- ✓ 8 digital outputs
- ✓ Diagnostic and status indicators
- ✓ DIN rail mounting



### Key commercial data

Packing unit	1 pc
GTIN	 4 017918 108410
Weight per Piece (excluding packing)	706.6 GRM

## Bus coupler - IBS ST ZF 24 BK DIO 8/8/3-T - 2750798

Custom tariff number	85389091
Country of origin	Germany

### Technical data

#### Note

Utilization restriction	EMC: class A product, see manufacturer's declaration in the download area
-------------------------	---

#### Dimensions

Width	118 mm
Height	117 mm
Depth	116 mm

#### Ambient conditions

Ambient temperature (operation)	0 °C ... 55 °C
Ambient temperature (storage/transport)	-25 °C ... 70 °C
Permissible humidity (operation)	75 % (on average, 85% infrequently, non-condensing)
Permissible humidity (storage/transport)	75 % (on average, 85% infrequently, non-condensing)
Air pressure (operation)	80 kPa ... 106 kPa (up to 2000 m above mean sea level)
Air pressure (storage/transport)	80 kPa ... 106 kPa (up to 2000 m above mean sea level)
Degree of protection	IP20

#### Interfaces

Fieldbus system	INTERBUS
Designation	INTERBUS
Connection method	9-pos. D-SUB plug/socket
Designation connection point	Incoming/Outgoing Remote Bus
Number of positions	9
Fieldbus system	Lokalbus
Designation	ST local bus
Connection method	ST local bus connector
Transmission speed	500 kBit/s

#### Digital inputs

Input name	Digital inputs
Connection method	Screw-cage connection or FLK connectors
	3-conductor
Number of inputs	8
Typical response time	≥ 1 ms (typical)
Protective circuit	Overload protection Fuse in header
Input voltage	24 V DC
Input voltage range "0" signal	-30 V DC ... 5 V DC

## Bus coupler - IBS ST ZF 24 BK DIO 8/8/3-T - 2750798

### Technical data

#### Digital inputs

Input voltage range "1" signal	13 V DC ... 30 V DC
Nominal input current at $U_{IN}$	typ. 5 mA (per channel)

#### Digital outputs

Output name	Digital outputs
Connection method	Screw-cage connection or FLK connectors
	3-conductor
Number of outputs	8
Protective circuit	Short-circuit protection Electronic
Maximum output current per channel	500 mA
Maximum output current per module / terminal block	4 A
Maximum output current per group	2 A
Nominal load, lamp	12 W
Nominal load, ohmic	12 W

#### Power supply for module electronics

Supply voltage	24 V DC
Supply voltage range	18.5 V DC ... 30.5 V DC (including ripple)
Ripple	3.6 V <sub>pp</sub> within the allowable voltage range
Current consumption	typ. 150 mA

#### General

Weight	690 g
Mounting type	DIN rail
Protection class	III, IEC 61140, EN 61140, VDE 0140-1
Test section	Incoming remote bus / Outgoing remote bus 500 V AC 50 Hz 1 min
	Incoming remote bus / I/O interface 500 V AC 50 Hz 1 min
	Incoming remote bus/ST interface 500 V AC 50 Hz 1 min

### Classifications

#### eCl@ss

eCl@ss 4.0	27250203
eCl@ss 4.1	27250203
eCl@ss 5.0	27250203
eCl@ss 5.1	27242608
eCl@ss 6.0	27242608
eCl@ss 7.0	27242608
eCl@ss 8.0	27242608

# Bus coupler - IBS ST ZF 24 BK DIO 8/8/3-T - 2750798

## Classifications

### ETIM

ETIM 2.0	EC001434
ETIM 3.0	EC001604
ETIM 4.0	EC001604
ETIM 5.0	EC001604

### UNSPSC

UNSPSC 6.01	43172015
UNSPSC 7.0901	43201404
UNSPSC 11	43172015
UNSPSC 12.01	43201404
UNSPSC 13.2	43201404

## Approvals

### Approvals

---

#### Approvals

UL Recognized / cUL Recognized / GOST / INTERBUS CLUB / cULus Recognized

---

#### Ex Approvals

---

#### Approvals submitted

---

### Approval details

UL Recognized

cUL Recognized

GOST

# Bus coupler - IBS ST ZF 24 BK DIO 8/8/3-T - 2750798

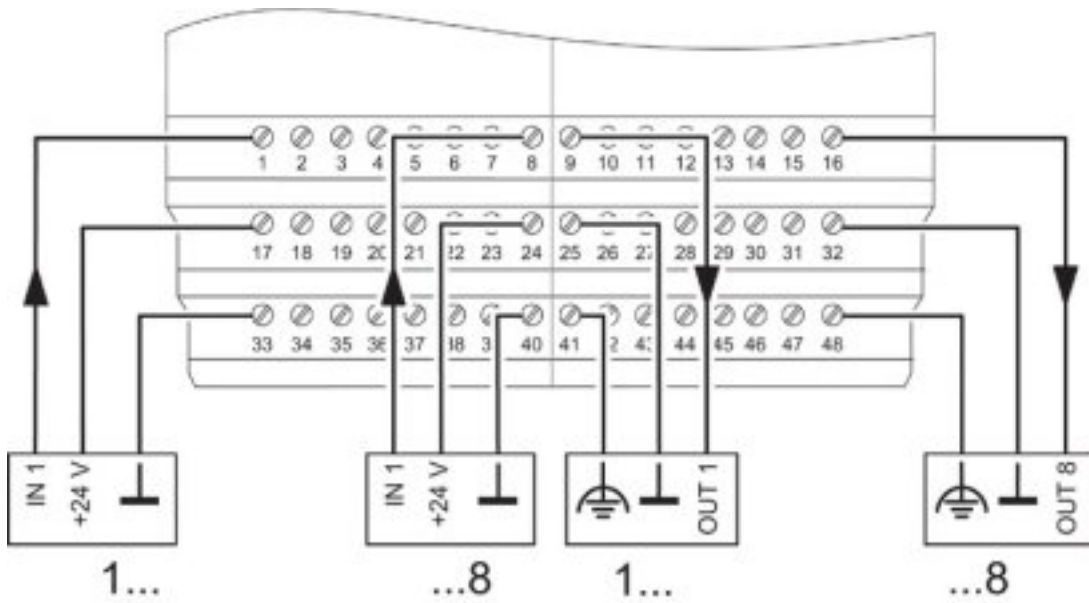
## Approvals

INTERBUS CLUB

cULus Recognized US

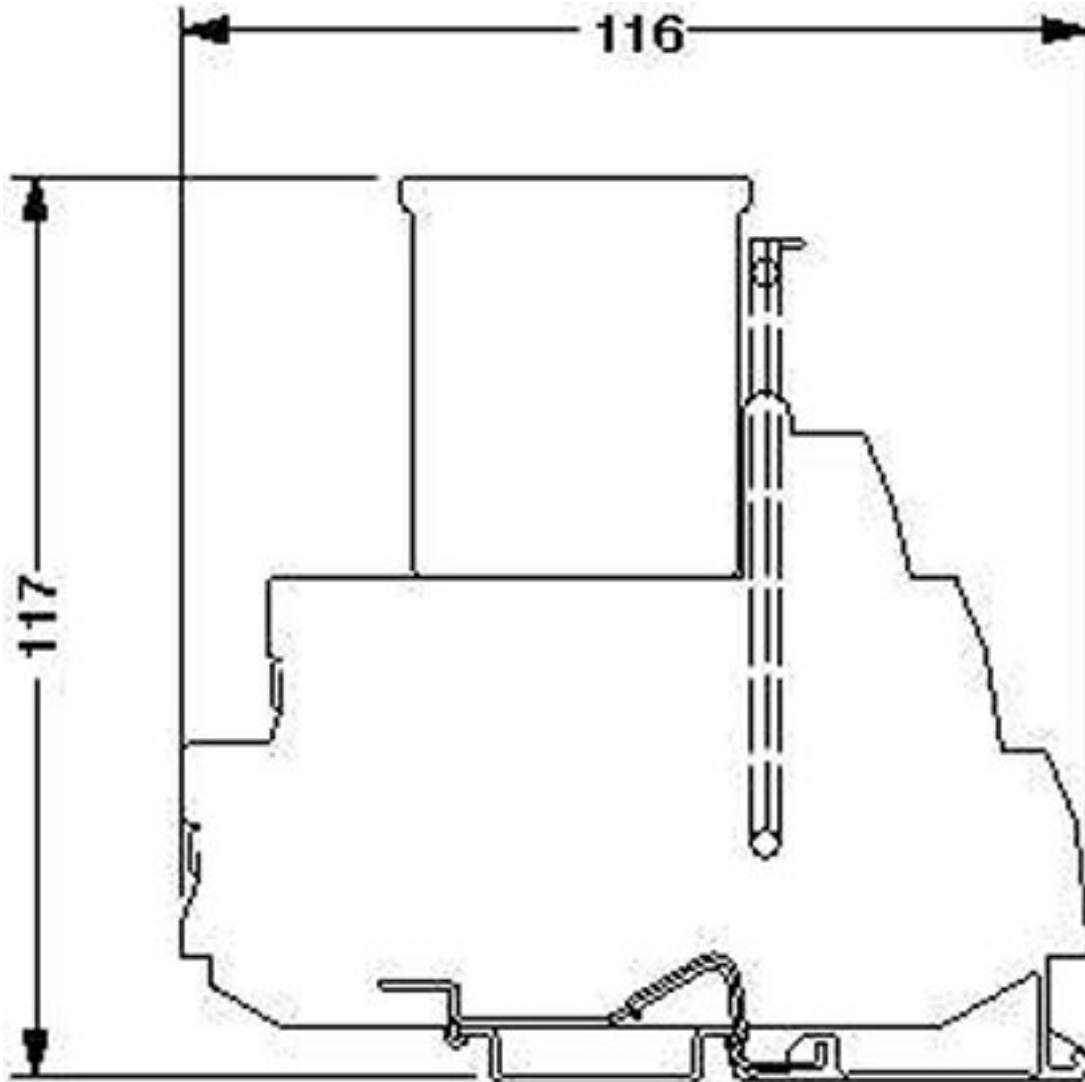
## Drawings

Connection diagram



# Bus coupler - IBS ST ZF 24 BK DIO 8/8/3-T - 2750798

Dimensioned drawing





Компания «ЭлектроПласт» предлагает заключение долгосрочных отношений при поставках импортных электронных компонентов на взаимовыгодных условиях!

Наши преимущества:

- Оперативные поставки широкого спектра электронных компонентов отечественного и импортного производства напрямую от производителей и с крупнейших мировых складов;
- Поставка более 17-ти миллионов наименований электронных компонентов;
- Поставка сложных, дефицитных, либо снятых с производства позиций;
- Оперативные сроки поставки под заказ (от 5 рабочих дней);
- Экспресс доставка в любую точку России;
- Техническая поддержка проекта, помощь в подборе аналогов, поставка прототипов;
- Система менеджмента качества сертифицирована по Международному стандарту ISO 9001;
- Лицензия ФСБ на осуществление работ с использованием сведений, составляющих государственную тайну;
- Поставка специализированных компонентов (Xilinx, Altera, Analog Devices, Intersil, Interpoint, Microsemi, Aeroflex, Peregrine, Syfer, Eurofarad, Texas Instrument, Miteq, Cobham, E2V, MA-COM, Hittite, Mini-Circuits, General Dynamics и др.);

Помимо этого, одним из направлений компании «ЭлектроПласт» является направление «Источники питания». Мы предлагаем Вам помощь Конструкторского отдела:

- Подбор оптимального решения, техническое обоснование при выборе компонента;
- Подбор аналогов;
- Консультации по применению компонента;
- Поставка образцов и прототипов;
- Техническая поддержка проекта;
- Защита от снятия компонента с производства.



#### Как с нами связаться

**Телефон:** 8 (812) 309 58 32 (многоканальный)

**Факс:** 8 (812) 320-02-42

**Электронная почта:** [org@eplast1.ru](mailto:org@eplast1.ru)

**Адрес:** 198099, г. Санкт-Петербург, ул. Калинина, дом 2, корпус 4, литера А.