


## Wirewound Rheostat/Potentiometer

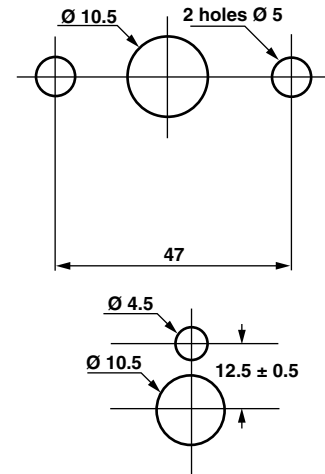
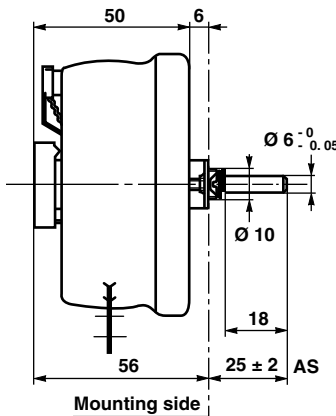
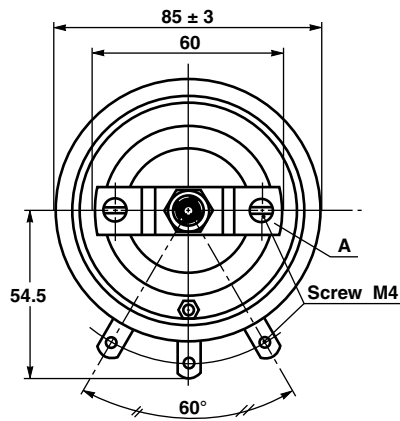


### FEATURES

- 100 W at 25 °C
- CCTU 05-03B (PA5)
- Vitreous style
- Material categorization: For definitions of compliance please see [www.vishay.com/doc?99912](http://www.vishay.com/doc?99912)


**RoHS**  
COMPLIANT

### DIMENSIONS in millimeters

**RT100-P A5**
**PANEL CUT OUT DETAILS**


### STANDARD ELECTRICAL SPECIFICATIONS

MODEL	RESISTANCE RANGE $\Omega$	TOLERANCE $\pm \%$	RATED POWER $P_{25\text{ }^\circ\text{C}}$ W	VARIATION LAW STANDARD (1)	LIMITING ELEMENT VOLTAGE V	DIELECTRIC STRENGTH $V_{\text{RMS}}$	INSULATION RESISTANCE $\Omega$
RT100	1 to 15K	10	100	Linear	850	1500	$10^3\text{M}$ (500 $V_{\text{CC}}$ )

**Note**

(1) On request: Sectorial winding

### CLIMATIC SPECIFICATIONS

Temperature range	- 55 °C; + 320 °C
Climatic category	CCTU 454 CEI 55/200/56

### MECHANICAL SPECIFICATIONS

Mechanical protection	Vitreous
Mechanical travel	$300^\circ \pm 5^\circ$
Operating torque	4 Ncm to 20 Ncm
End stop torque	100 Ncm
Unit weight	400 g

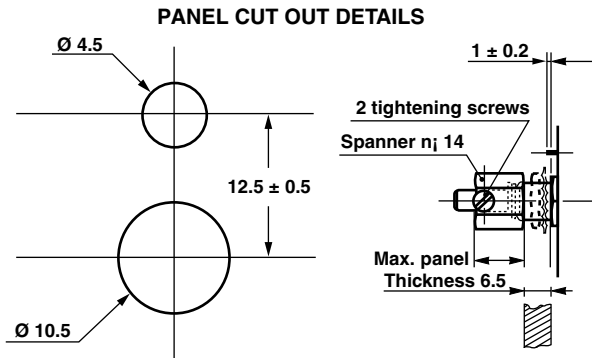
**LOCKING DEVICE**

Supplied as an option the spindle locking device can only be fitted to units with control mounting and locating peg.

The part A is removed (see drawing).

The available spindle length is according to the panel thickness.

Order reference: DBA6

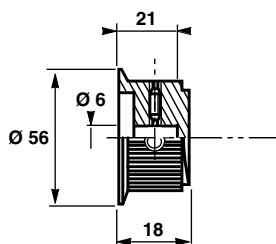
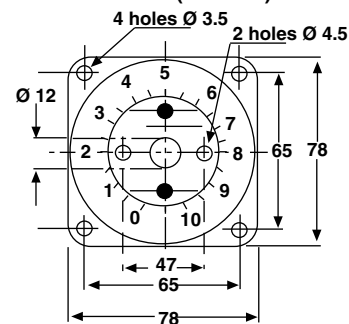


<b>SPINDLES</b>			
Ø mm	DISTANCE TO MOUNTING PLATE mm	SCREW DRIVER SLOT	CODE
6	22	Without	AD
		With	ADF
	25	With	ASF
		Without	AL
50	Without	AS	

For any special requirement on request: Spindle flats, etc. Please supply detailed drawing.

**PARTICULAR CHARACTERISTICS**

NOMINAL RESISTANCE Ω	MAX. SERVICE VOLTAGE V	MAX. CURRENT THROUGH WIPER A
1	10	10
1.5	12.2	8.16
2.2	14.8	6.74
3.3	18.2	5.50
4.7	21.7	4.61
6.8	26.1	3.84
10	31.6	3.16
15	38.7	2.58
22	46.9	2.13
33	57.4	1.74
47	68.6	1.46
68	82.5	1.2
100	100	1
150	122	0.816
220	148	0.674
330	182	0.550
470	217	0.461
680	261	0.384
1K	316	0.316
1.5K	387	0.258
2.2K	469	0.213
3.3K	574	0.174
4.7K	686	0.146
6.8K	825	0.121
10K	850	0.085
15K	850	0.057

**COMMAND KNOB 41JF (OPTION)**

**DIAL CG78 (OPTION)**

**MARKING**

Vishay Sfernice trademark, series, style, ohmic value (in Ω or kΩ), tolerance (in %), maximum current in A, manufacturing date.



ORDERING INFORMATION						
<b>RT</b>	<b>100</b>	<b>AL</b>	<b>6801</b>	<b>K</b>	<b>B</b>	<b>XXX</b>
MODEL	STYLE	SPINDLE	OHMIC VALUE	TOLERANCE	PACKAGING	SPECIAL DESIGN

GLOBAL PART NUMBER INFORMATION																					
<table border="1" style="margin: auto;"> <tr> <td><b>R</b></td> <td><b>T</b></td> <td><b>1</b></td> <td><b>0</b></td> <td><b>0</b></td> <td><b>A</b></td> <td><b>S</b></td> <td><b>2</b></td> <td><b>2</b></td> <td><b>R</b></td> <td><b>0</b></td> <td><b>K</b></td> <td><b>B</b></td> </tr> </table>									<b>R</b>	<b>T</b>	<b>1</b>	<b>0</b>	<b>0</b>	<b>A</b>	<b>S</b>	<b>2</b>	<b>2</b>	<b>R</b>	<b>0</b>	<b>K</b>	<b>B</b>
<b>R</b>	<b>T</b>	<b>1</b>	<b>0</b>	<b>0</b>	<b>A</b>	<b>S</b>	<b>2</b>	<b>2</b>	<b>R</b>	<b>0</b>	<b>K</b>	<b>B</b>									
GLOBAL MODEL	SIZE	LOCKING DEVICE (OPT.)	WINDING (OPT.)	COMMAND SHAFT	OHMIC VALUE	TOLERANCE	PACKAGING	SPECIAL													
<b>RT</b>	<b>100</b>	<b>D</b>	<b>BXXX</b> or <b>BXXXX</b>  As applicable xxx(x) = Internal number	<b>AS</b> = Standard (Diam: 6 mm) <b>AL</b> <b>ASF</b> <b>AD</b> <b>ADF</b>	The three first digits are significant figures and the last digit specifies the number of zeros to follow. R designates decimal point.  <b>2002</b> = 20 kΩ <b>4700</b> = 470 Ω <b>22R0</b> = 22 Ω <b>0R01</b> = 0.01 Ω	<b>J</b> = 5 % <b>K</b> = 10 %	<b>B</b> = Box <b>BO1</b>	As applicable <b>Ex</b> = DXxx													



## Disclaimer

ALL PRODUCT, PRODUCT SPECIFICATIONS AND DATA ARE SUBJECT TO CHANGE WITHOUT NOTICE TO IMPROVE RELIABILITY, FUNCTION OR DESIGN OR OTHERWISE.

Vishay Intertechnology, Inc., its affiliates, agents, and employees, and all persons acting on its or their behalf (collectively, "Vishay"), disclaim any and all liability for any errors, inaccuracies or incompleteness contained in any datasheet or in any other disclosure relating to any product.

Vishay makes no warranty, representation or guarantee regarding the suitability of the products for any particular purpose or the continuing production of any product. To the maximum extent permitted by applicable law, Vishay disclaims (i) any and all liability arising out of the application or use of any product, (ii) any and all liability, including without limitation special, consequential or incidental damages, and (iii) any and all implied warranties, including warranties of fitness for particular purpose, non-infringement and merchantability.

Statements regarding the suitability of products for certain types of applications are based on Vishay's knowledge of typical requirements that are often placed on Vishay products in generic applications. Such statements are not binding statements about the suitability of products for a particular application. It is the customer's responsibility to validate that a particular product with the properties described in the product specification is suitable for use in a particular application. Parameters provided in datasheets and/or specifications may vary in different applications and performance may vary over time. All operating parameters, including typical parameters, must be validated for each customer application by the customer's technical experts. Product specifications do not expand or otherwise modify Vishay's terms and conditions of purchase, including but not limited to the warranty expressed therein.

Except as expressly indicated in writing, Vishay products are not designed for use in medical, life-saving, or life-sustaining applications or for any other application in which the failure of the Vishay product could result in personal injury or death. Customers using or selling Vishay products not expressly indicated for use in such applications do so at their own risk. Please contact authorized Vishay personnel to obtain written terms and conditions regarding products designed for such applications.

No license, express or implied, by estoppel or otherwise, to any intellectual property rights is granted by this document or by any conduct of Vishay. Product names and markings noted herein may be trademarks of their respective owners.

## Material Category Policy

**Vishay Intertechnology, Inc. hereby certifies that all its products that are identified as RoHS-Compliant fulfill the definitions and restrictions defined under Directive 2011/65/EU of The European Parliament and of the Council of June 8, 2011 on the restriction of the use of certain hazardous substances in electrical and electronic equipment (EEE) - recast, unless otherwise specified as non-compliant.**

**Please note that some Vishay documentation may still make reference to RoHS Directive 2002/95/EC. We confirm that all the products identified as being compliant to Directive 2002/95/EC conform to Directive 2011/65/EU.**

**Vishay Intertechnology, Inc. hereby certifies that all its products that are identified as Halogen-Free follow Halogen-Free requirements as per JEDEC JS709A standards. Please note that some Vishay documentation may still make reference to the IEC 61249-2-21 definition. We confirm that all the products identified as being compliant to IEC 61249-2-21 conform to JEDEC JS709A standards.**



Компания «ЭлектроПласт» предлагает заключение долгосрочных отношений при поставках импортных электронных компонентов на взаимовыгодных условиях!

Наши преимущества:

- Оперативные поставки широкого спектра электронных компонентов отечественного и импортного производства напрямую от производителей и с крупнейших мировых складов;
- Поставка более 17-ти миллионов наименований электронных компонентов;
- Поставка сложных, дефицитных, либо снятых с производства позиций;
- Оперативные сроки поставки под заказ (от 5 рабочих дней);
- Экспресс доставка в любую точку России;
- Техническая поддержка проекта, помощь в подборе аналогов, поставка прототипов;
- Система менеджмента качества сертифицирована по Международному стандарту ISO 9001;
- Лицензия ФСБ на осуществление работ с использованием сведений, составляющих государственную тайну;
- Поставка специализированных компонентов (Xilinx, Altera, Analog Devices, Intersil, Interpoint, Microsemi, Aeroflex, Peregrine, Syfer, Eurofarad, Texas Instrument, Miteq, Cobham, E2V, MA-COM, Hittite, Mini-Circuits, General Dynamics и др.);

Помимо этого, одним из направлений компании «ЭлектроПласт» является направление «Источники питания». Мы предлагаем Вам помощь Конструкторского отдела:

- Подбор оптимального решения, техническое обоснование при выборе компонента;
- Подбор аналогов;
- Консультации по применению компонента;
- Поставка образцов и прототипов;
- Техническая поддержка проекта;
- Защита от снятия компонента с производства.



#### Как с нами связаться

**Телефон:** 8 (812) 309 58 32 (многоканальный)

**Факс:** 8 (812) 320-02-42

**Электронная почта:** [org@eplast1.ru](mailto:org@eplast1.ru)

**Адрес:** 198099, г. Санкт-Петербург, ул. Калинина, дом 2, корпус 4, литера А.