

PRODUCT NUMBER
SEE SHEET 10

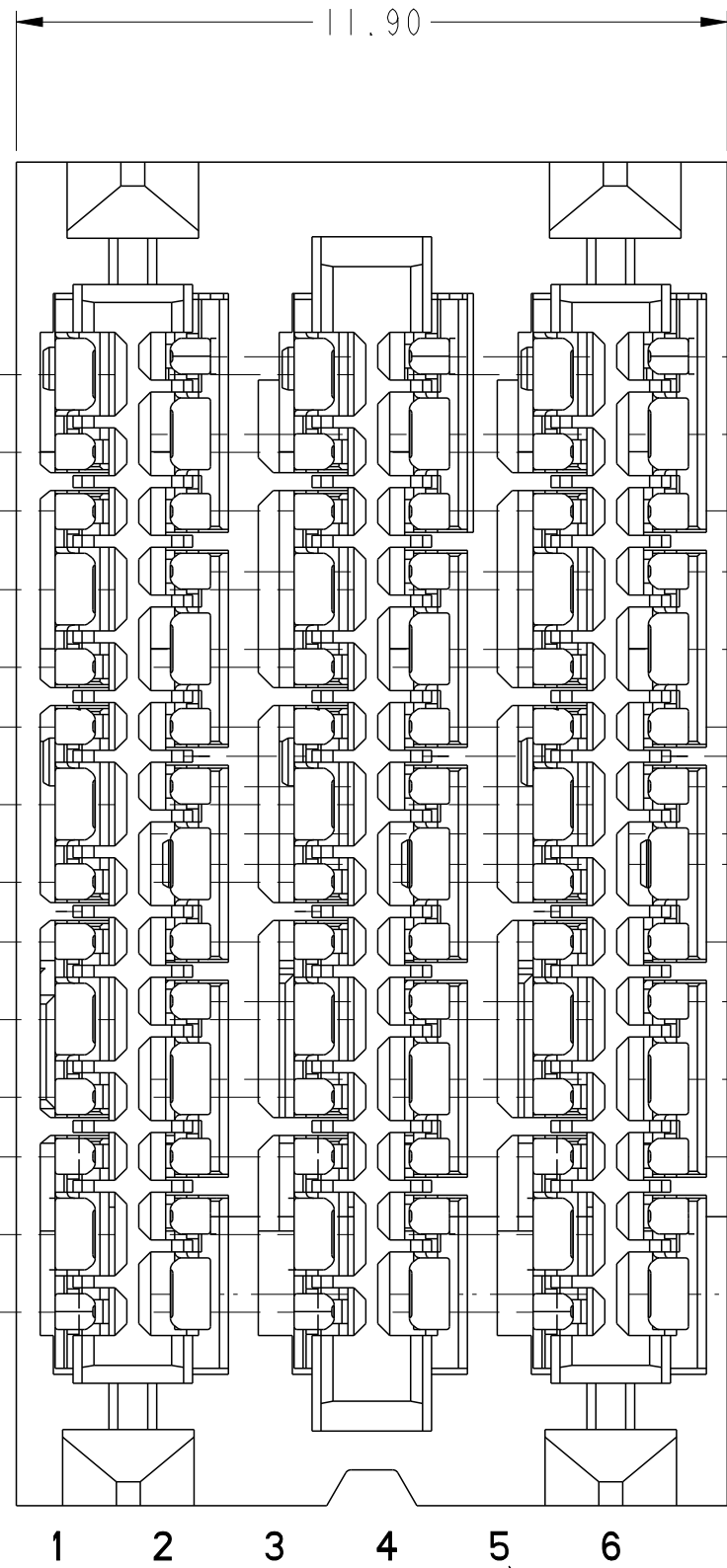
ODD COLUMN CONTACT ROW ID
ODD AND EVEN COLUMNS ARE OFFSET

4X 3.6
GROUND CENTERS

4X 1.0
SIGNAL PAIR CENTERS

4X 3.6
SIGNAL CENTERS
ROW A TO FIRST GROUND

1.3



EVEN COLUMN CONTACT ROW ID

4X 3.6
SIGNAL CENTERS

4X 3.6
GROUND CENTERS

4X 1.0
SIGNAL PAIR CENTERS

1.3
ROW A TO FIRST GROUND

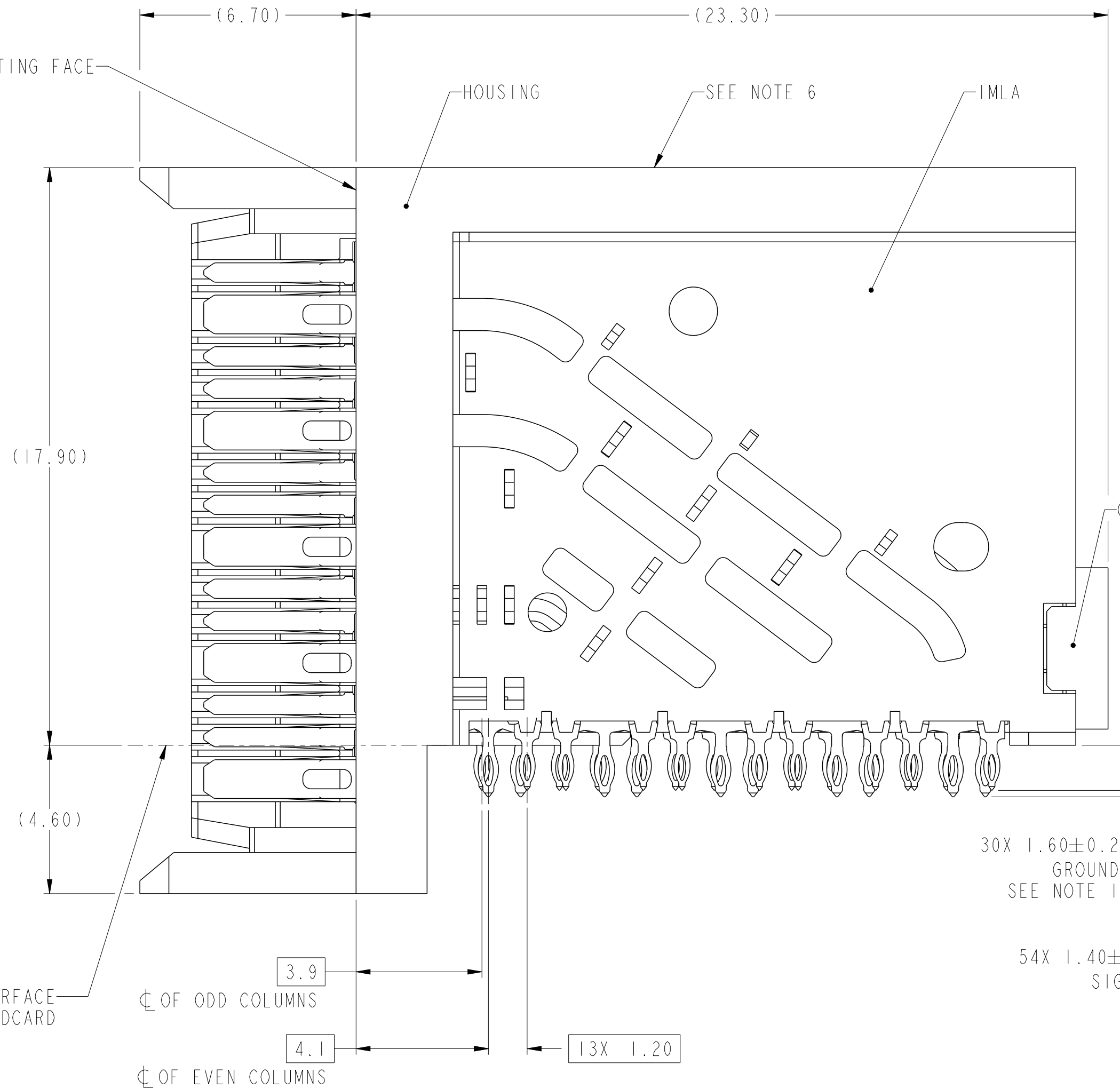
COLUMN ID

CONNECTOR MATING FACE

HOUSING

SEE NOTE 6

IMLA



ORGANIZER

30X 1.60±0.20
GROUNDS
SEE NOTE 18

54X 1.40±0.20
SIGNALS

3.9
Ø OF ODD COLUMNS

4.1
Ø OF EVEN COLUMNS

13X 1.20

TOP SURFACE OF DCARD

10125287-101LF
STANDARD MATE CONNECTOR

Amphenol
FCi


© 2016 AFci

spec ref	---	dr	N Eppley	2013/04/24	projection	MM	size	A2	scale	1:1	
tolerance std	ASME Y14.5M	eng	Peng-Bing Fu	2017/11/08			ecn no	ELX-DG-28221-1	rel level	Released	
TOLERANCES UNLESS OTHERWISE SPECIFIED		chr	Justin Chen	2017/11/29							product family
surface	-	linear	0.X	±.3		title ExaMAX R.A. HEADER ASS'Y, 4 PR, 84 POS, 6 IMLA, 11.9 MM	dwg no 10125287	rev B	cat. no. SEE TABLE	Product - Customer Drw	sheet 1 of 11
			0.XX	±.10							
			0.XXX	±.050							
		angular	0°	±°							

PDS: Rev :B

STATUS:Released

Printed: Dec 02, 2017

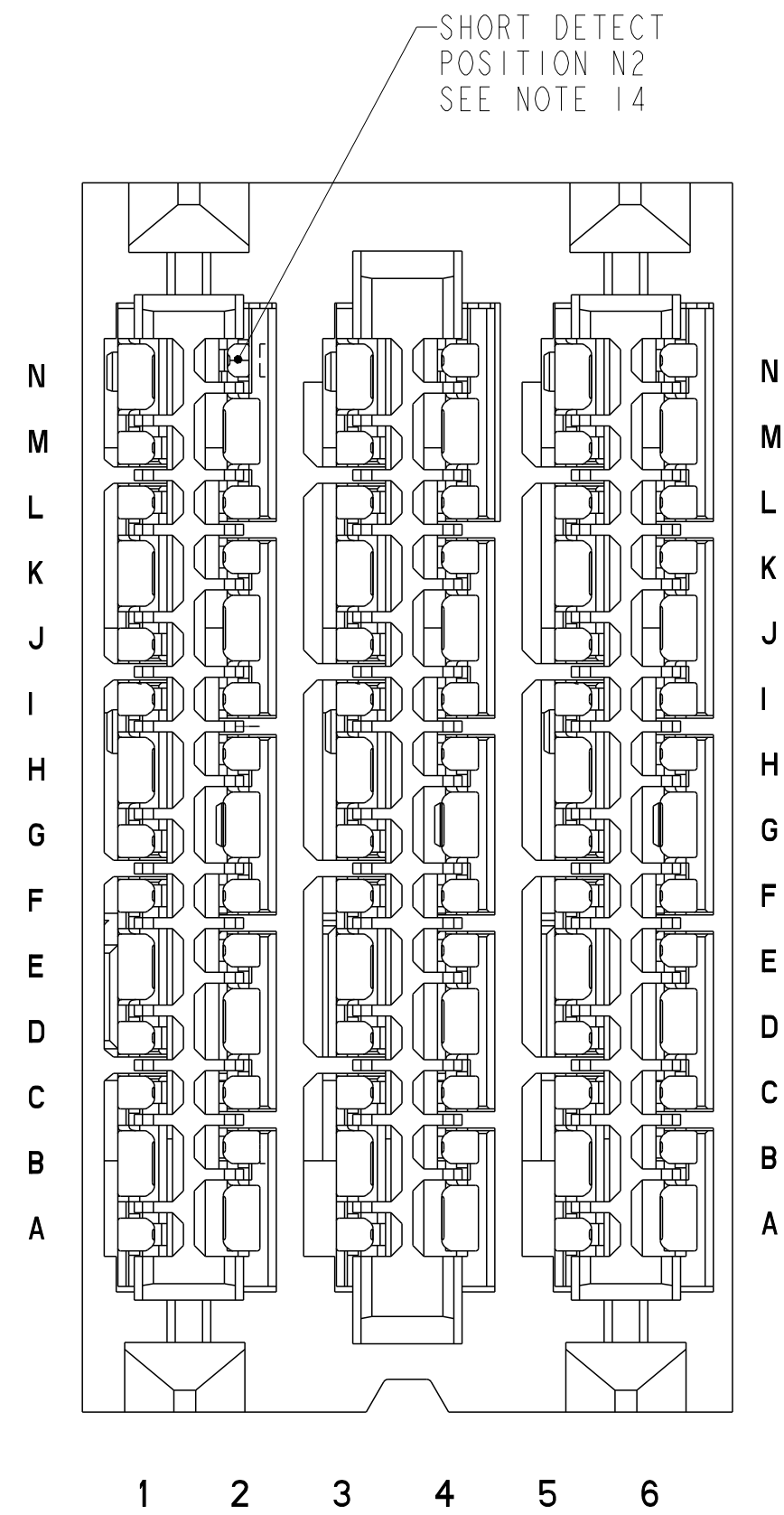


ADVANCED MATE
POSITION A1
SEE NOTE 13

ADVANCED MATE
POSITION A5
SEE NOTE 13

10125287-201LF
ADVANCED MATE CONNECTOR
 ADVANCED MATE POSITIONS ARE POSITIONS A1 AND A5 ONLY
 FOR ALL OTHER DIMENSIONS SEE 10125287-101LF ON SHEET 1

spec ref	---	dr	N Eppley	2013/04/24	projection	MM	size	A2	scale	8:1	
tolerance std	ASME Y14.5M	eng	Peng-Bing Fu	2017/11/08			ecn no	ELX-DG-28221-1	rel level	Released	
TOLERANCES UNLESS OTHERWISE SPECIFIED		chr	Justin Chen	2017/11/29							product family
surface	-	linear	0.X	±.3		title ExaMAX R.A. HEADER ASS'Y, 4 PR, 84 POS, 6 IMLA, 11.9 MM	dwg no 10125287	rev B	cat. no. SEE TABLE	Product - Customer Drw	sheet 2 of 11
			0.XX	±.10							
			0.XXX	±.050							
		angular	0°	±°							

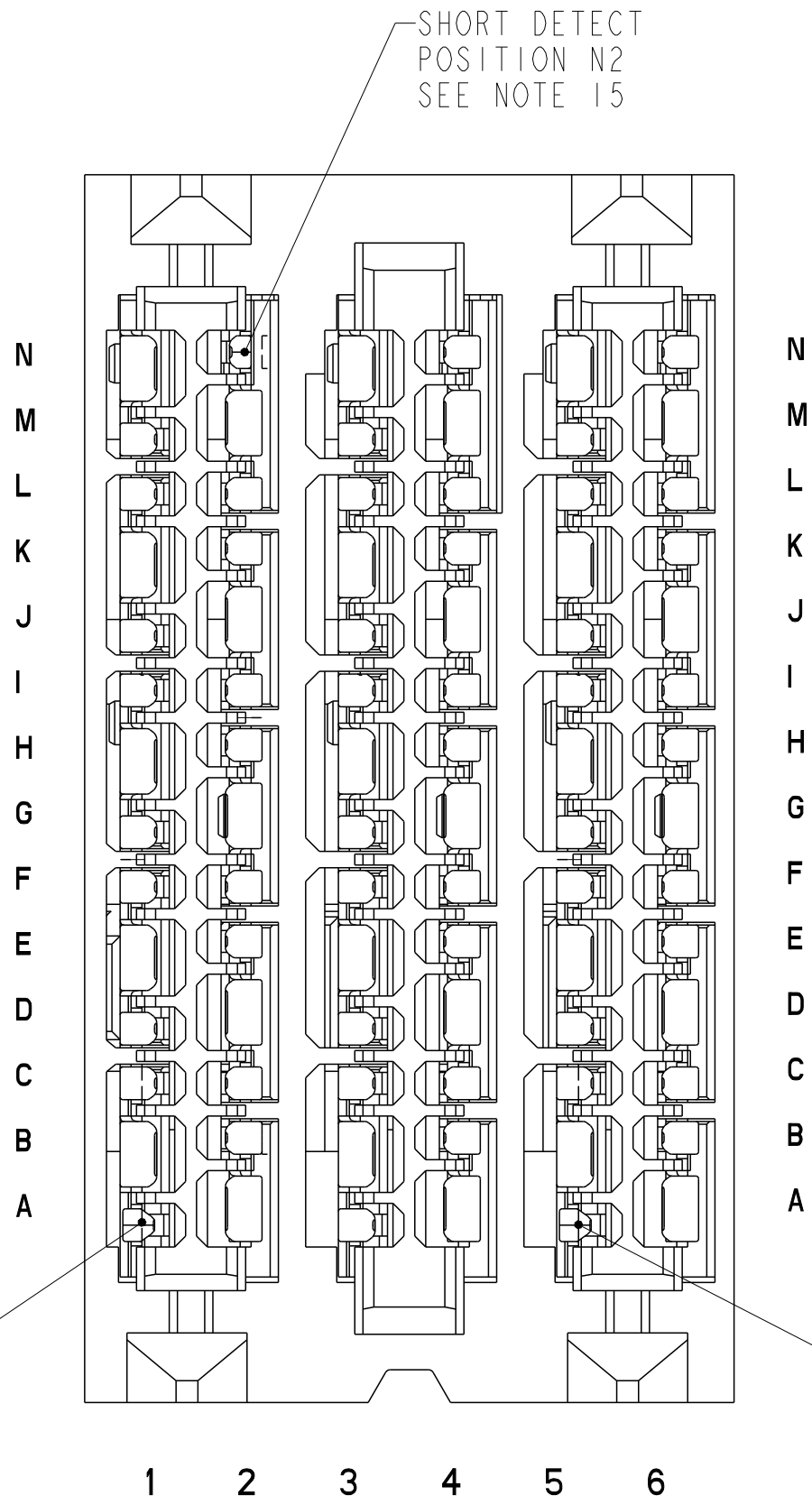


10125287-301LF
 SHORT DETECT CONNECTOR
 SHORT DETECT POSITIONS IS N2 ONLY
 FOR ALL OTHER DIMENSIONS SEE 10125287-101LF ON SHEET 1

Amphenol
FCi

© 2016 AFci

spec ref	---	dr	N Eppley	2013/04/24	projection	MM	size	A2	scale	8:1
tolerance std	ASME Y14.5M	eng	Peng-Bing Fu	2017/11/08			ecn no	ELX-DG-28221-1		
TOLERANCES UNLESS OTHERWISE SPECIFIED		chr	Justin Chen	2017/11/29			rel level	Released		
surface	✓	appr	Heaven Cen	2017/11/30	product family	ExaMAX		rel level	Released	
linear	0.X ±.3 0.XX ±.10 0.XXX ±.050			title	ExaMAX R.A. HEADER			dwg no	10125287	
angular	0° ±°			ASS'Y, 4 PR, 84 POS, 6 IMLA, 11.9 MM	cat. no.	SEE TABLE	Product - Customer Drw	rev	B	



10125287-401LF
ADVANCED MATE/SHORT DETECT CONNECTOR
 ADVANCED MATE POSITIONS ARE POSITIONS A1 AND A5 ONLY
 SHORT DETECT POSITIONS IS N2 ONLY
 FOR ALL OTHER DIMENSIONS SEE 10125287-101LF ON SHEET 1

**Amphenol
FCi**

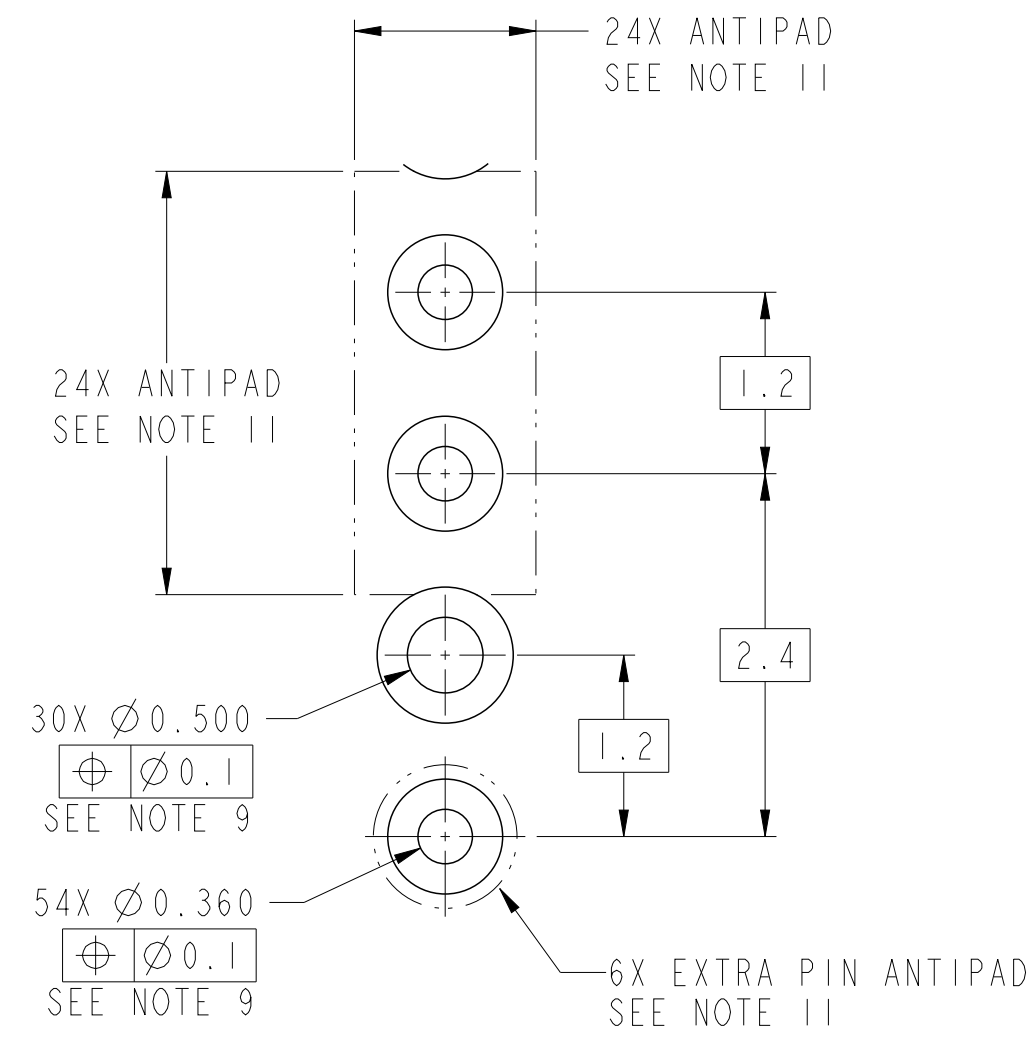
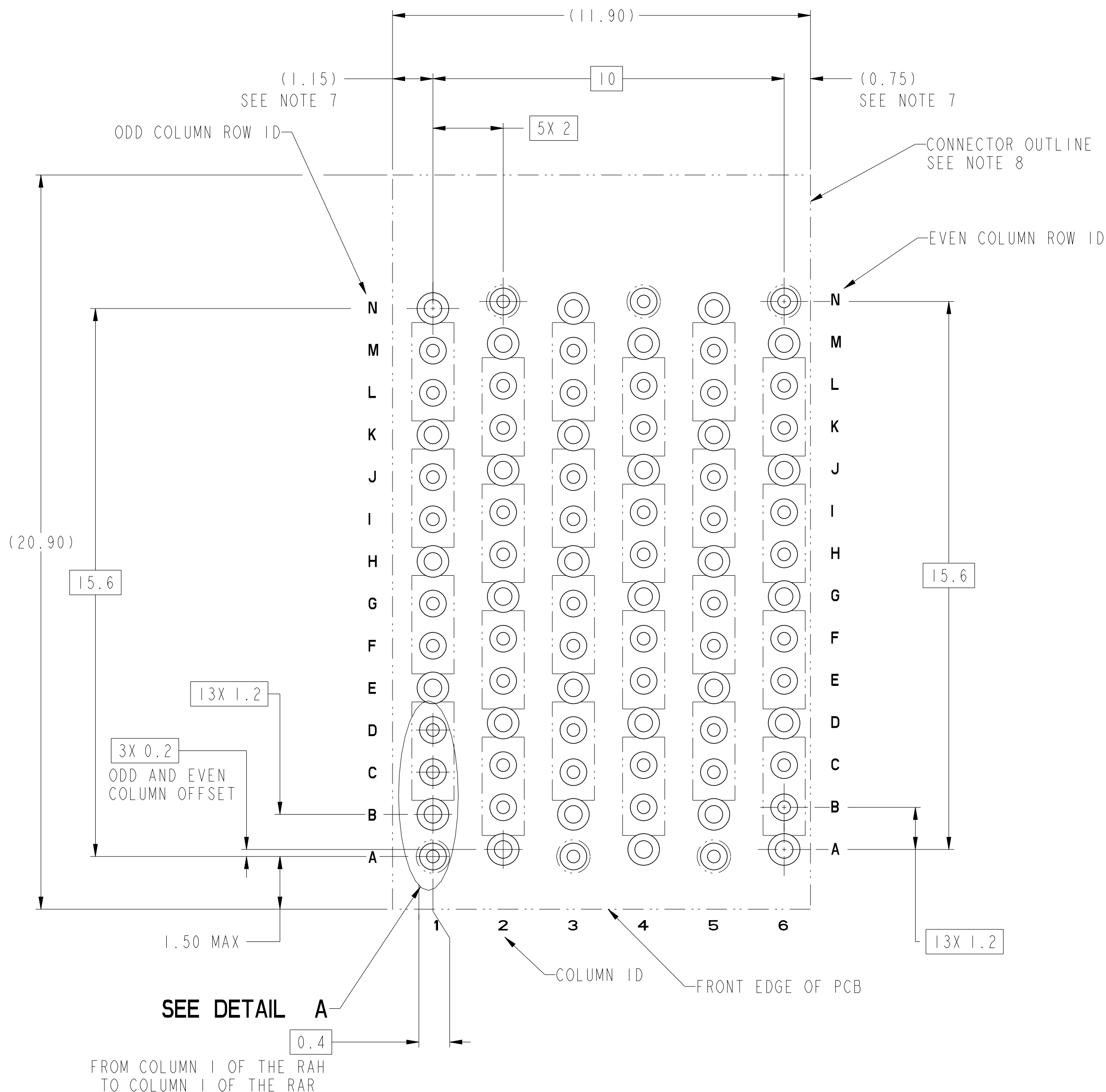
© 2016 AFci

spec ref	---	dr	N Eppley	2013/04/24	projection	MM	size	A2	scale	8:1
tolerance std	ASME Y14.5M	eng	Peng-Bing Fu	2017/11/08			ecn no	ELX-DG-28221-1		
TOLERANCES UNLESS OTHERWISE SPECIFIED		chr	Justin Chen	2017/11/29			rel level	Released		
surface	✓	appr	Heaven Cen	2017/11/30	product family	ExaMAX		rel level	Released	
linear	0.X ±.3 0.XX ±.10 0.XXX ±.050			title ExaMAX R.A. HEADER ASS'Y, 4 PR, 84 POS, 6 IMLA, 11.9 MM		dwg no	10125287		rev	B
angular	0° ±°	cat. no.		SEE TABLE	Product - Customer Drw		sheet 4 of 11			

PDS: Rev :B

STATUS:Released

Printed: Dec 02, 2017



SEE DETAIL A
FROM COLUMN 1 OF THE RAH
TO COLUMN 1 OF THE RAR

RECOMMENDED PCB LAYOUT
10125287-Y01LF COMPONENT SIDE
SEE NOTES 7, 8, 9 & 11
SCALE 10:1

spec ref	---	dr	N Eppley	2013/04/24	projection	MM	size	A2	scale	1:1			
tolerance std	ASME Y14.5M	eng	Peng-Bing Fu	2017/11/08			ecn no	ELX-DG-28221-1					
TOLERANCES UNLESS OTHERWISE SPECIFIED		chr	Justin Chen	2017/11/29			rel level	Released					
		appr	Heaven Cen	2017/11/30			product family	ExaMAX					
surface	✓	linear	0.X	±.3		title ExaMAX R.A. HEADER ASS'Y, 4 PR, 84 POS, 6 IMLA, 11.9 MM	dwg no 10125287	rev B					
			0.XX	±.10					cat. no.	SEE TABLE	Product - Customer Drw	sheet 5 of 11	
		angular	0°	±°									

1 2 3 4 5 6 7 8

A

B

C

D

E

F

A

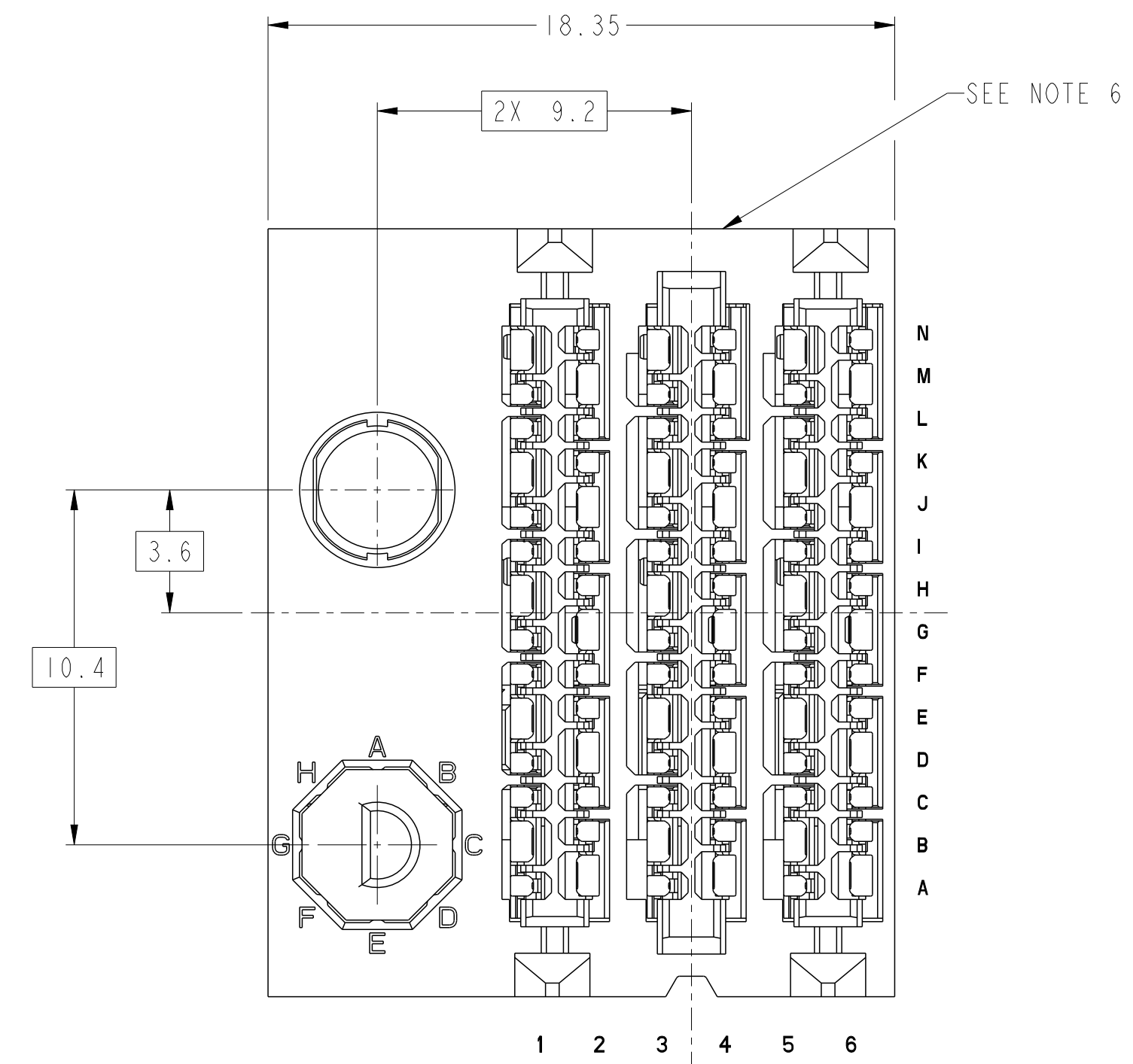
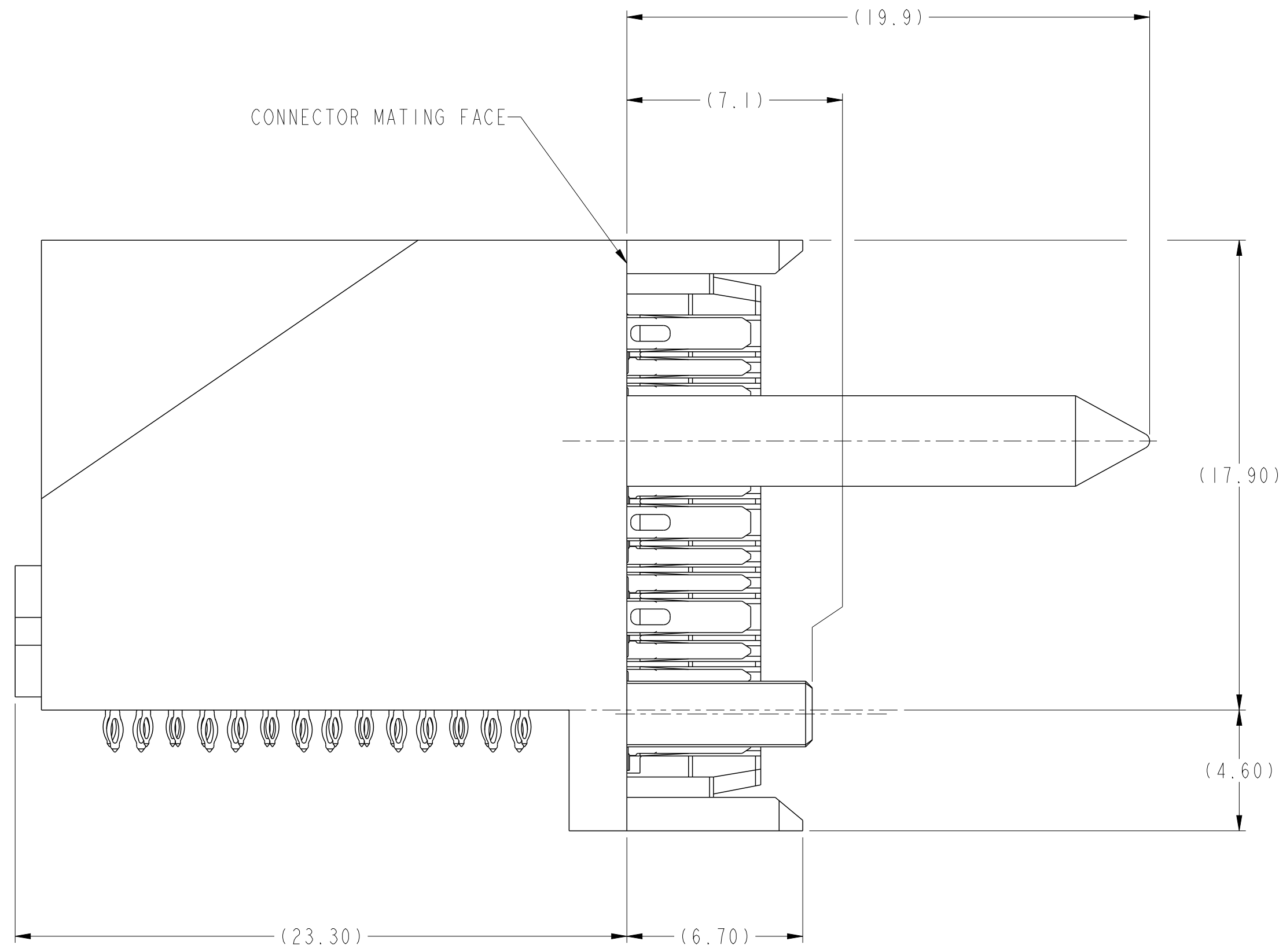
B

C

D

E

F



10125287-Y1ALF THRU -Y1JLF
 RIGHT GUIDANCE CONNECTOR (SEE NOTE 17)
 FOR ALL OTHER DIMENSIONS SEE SHEET 1

Amphenol
 FCI

© 2016 APCI

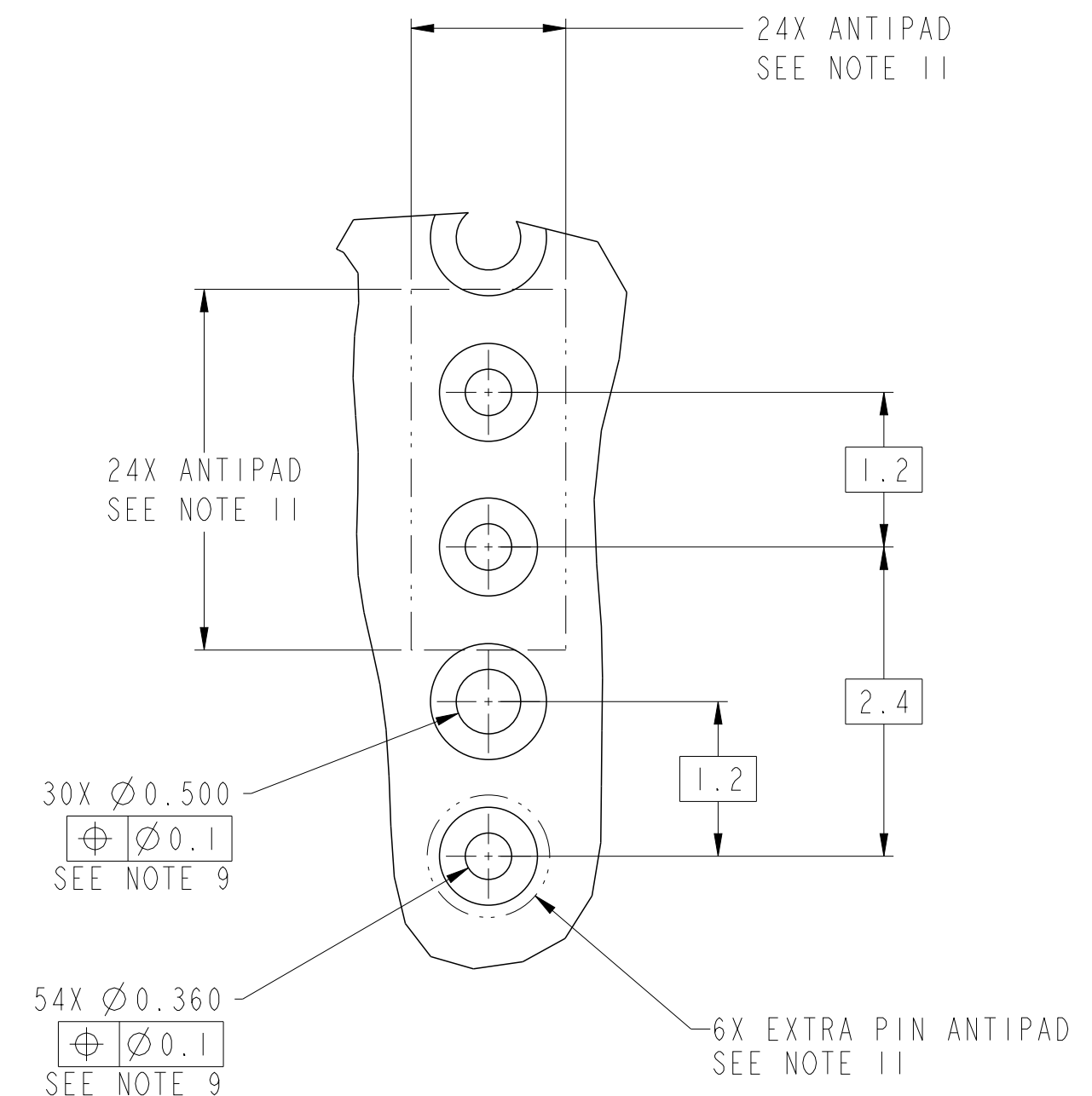
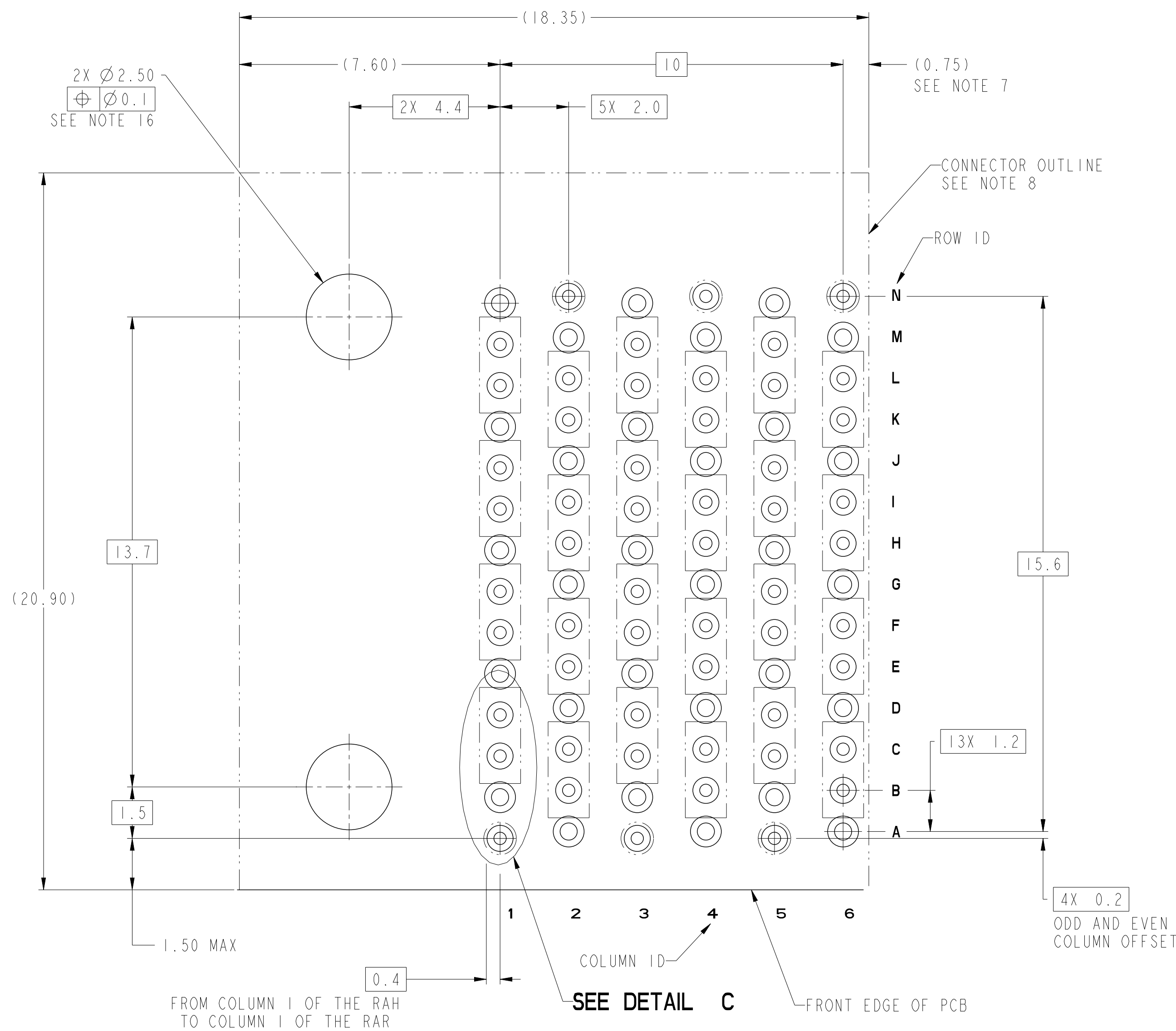
spec ref	---	dr	N Eppley	2013/04/24	projection	MM	size	A2	scale	8:1
tolerance std	ASME Y14.5M	eng	Peng-Bing Fu	2017/11/08			ecn no	ELX-DG-2821-1	rel level	Released
TOLERANCES UNLESS OTHERWISE SPECIFIED		chr	Justin Chen	2017/11/29						
surface	-	linear	0.X	±.3		title ExaMAX R.A. HEADER ASS'Y, 4 PR, 84 POS, 6 IMLA, 11.9 MM	dwg no 10125287	rev B	angular 0°	±°
			0.XX	±.10						
			0.XXX	±.050						
		appr	Heaven Cen	2017/11/30	cat. no.	SEE TABLE	Product - Customer Drw	sheet 6 of 11		

PDS: Rev :B

STATUS:Released

Printed: Dec 02, 2017

1 2 3 4 5 6 7 8

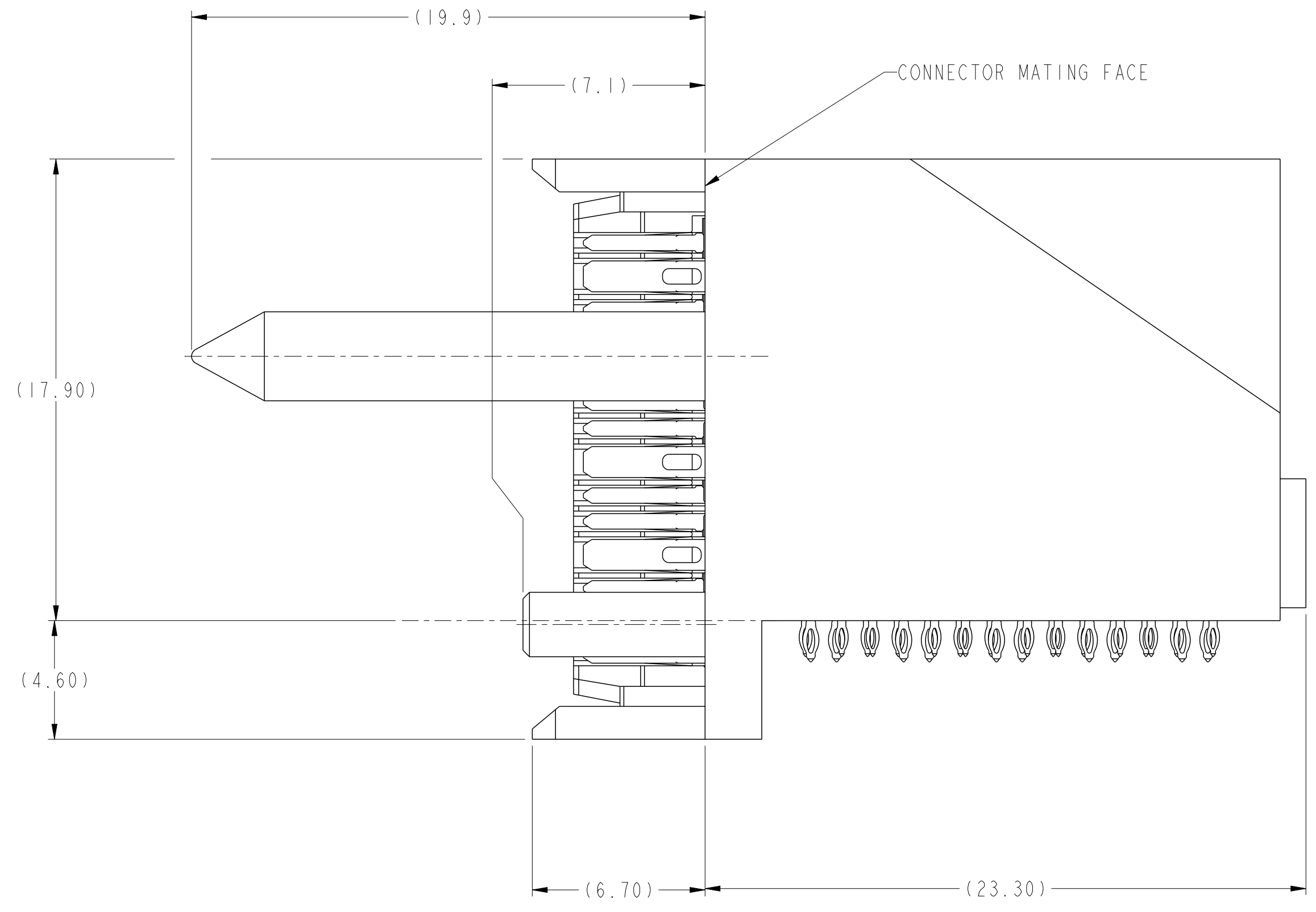
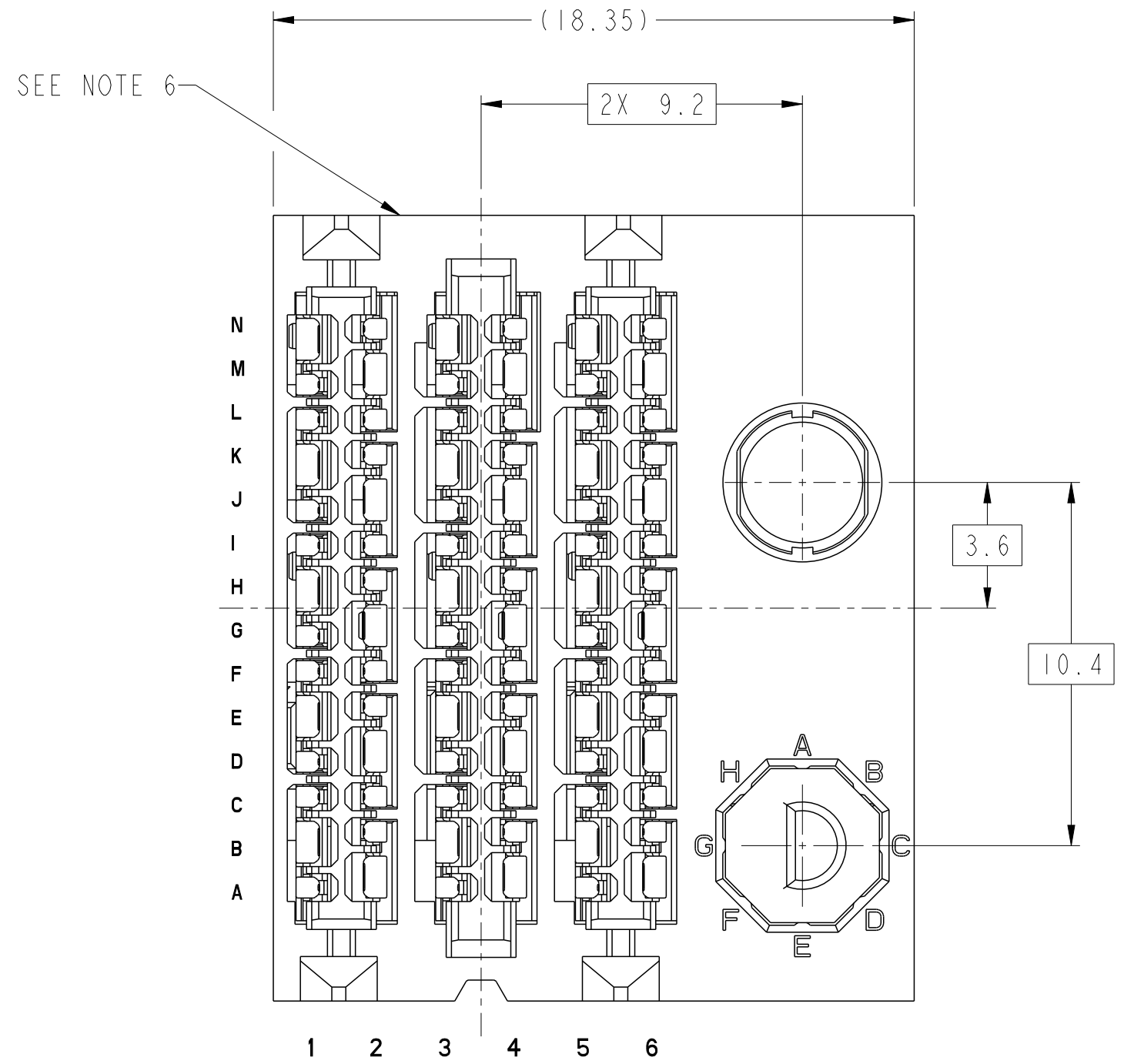


**RECOMMENDED PCB LAYOUT FOR
10125287-Y1ALF THRU -Y1JLF
W/RIGHT GUIDANCE COMPONENT SIDE
SEE NOTES 7, 8, 9, 11 & 16**

spec ref	---	dr	N Eppley	20130424	projection	MM	size	A2	scale	8:1
tolerance std	ASME Y14.5M	eng	Peng-Bing Fu	2017/1/08			ecn no	ELX-DG-2821-1	rel level	Released
TOLERANCES UNLESS OTHERWISE SPECIFIED		chr	Justin Chen	2017/1/29						
		appr	Heaven Cen	2017/1/30						
surface	-	Amphenol FCI			product family	ExaMAX	title	ExaMAX R.A. HEADER	dwg no	10125287
	linear	0.X	±.3							
		0.XX	±.10							
		0.XXX	±.050							
	angular	0°	±°							
		Amphenol FCI			cat. no.	SEE TABLE	Product - Customer Drw	rev	B	sheet 7 of 11

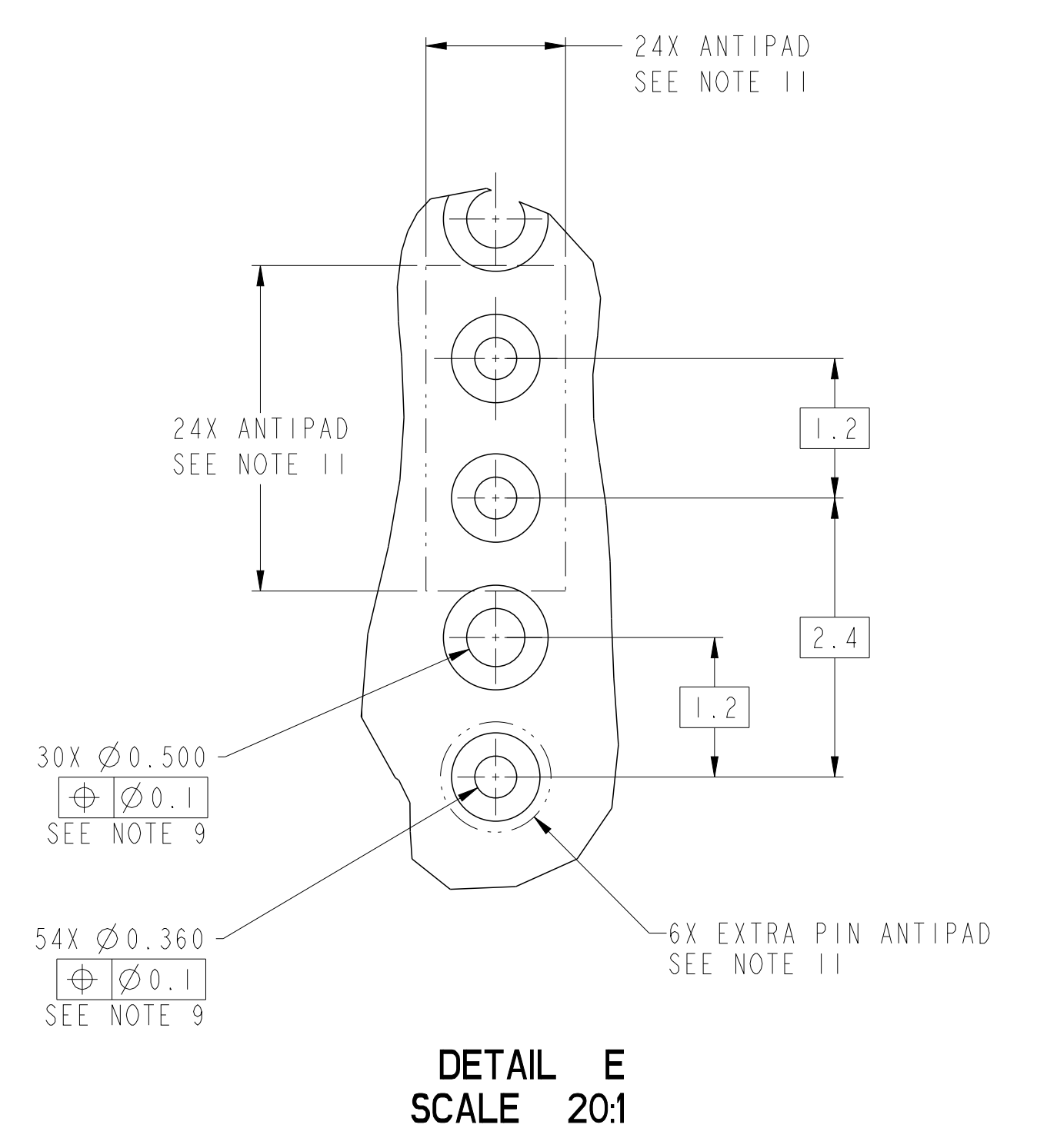
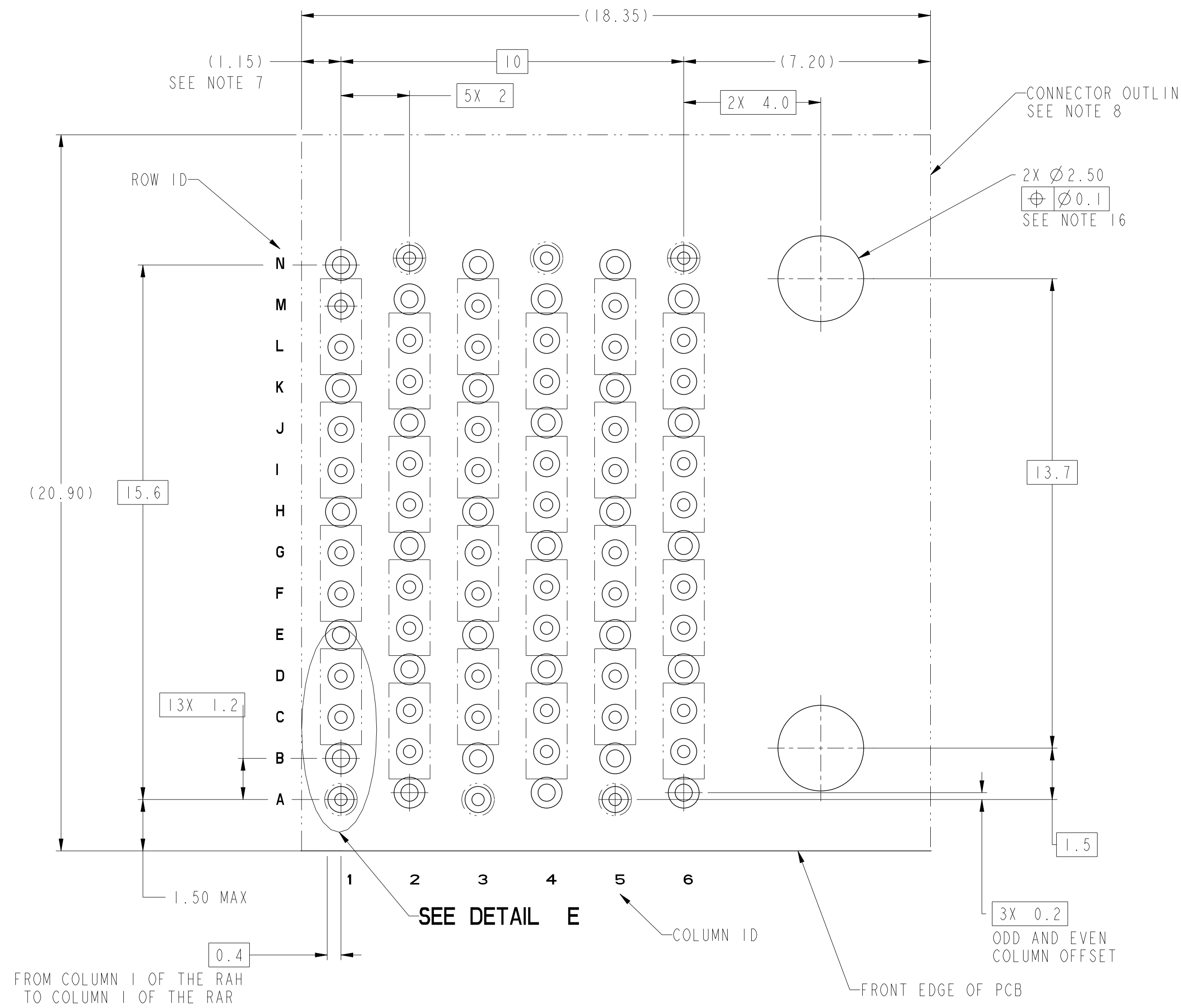
Amphenol
FCi

© 2016 AFci



10125287-Y2ALF THRU -Y2JLF
LEFT GUIDANCE CONNECTOR (SEE NOTE 17)
FOR ALL OTHER DIMENSIONS SEE SHEET 1

spec ref	---	dr	N Eppley	2013/04/24	projection	MM	size	A2	scale	8:1	
tolerance std	ASME Y14.5M	eng	Peng-Bing Fu	2017/11/08			ecn no	ELX-DG-28221-1			
TOLERANCES UNLESS OTHERWISE SPECIFIED		chr	Justin Chen	2017/11/29			rel level	Released			
surface	-	appr	Heaven Cen	2017/11/30			product family	ExaMAX			
	linear	0.X	±.3		title		ExaMAX R.A. HEADER		dwg no	10125287	
		0.XX	±.10		ASS'Y, 4 PR, 84 POS, 6 IMLA, 11.9 MM		rel	B			
	angular	0°	±°		cat. no.	SEE TABLE	Product - Customer Drw	sheet 8 of 11			

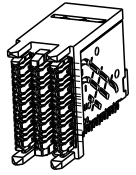
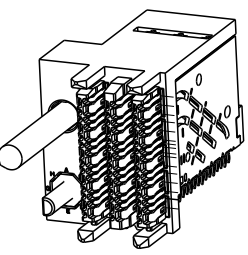
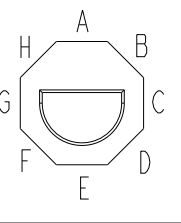
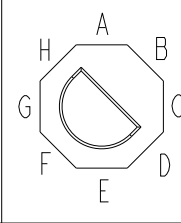
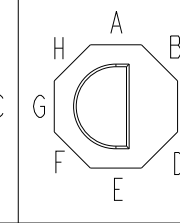
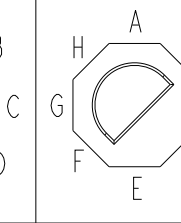
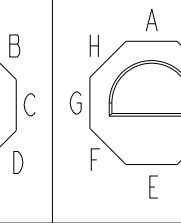
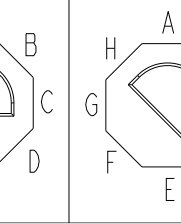
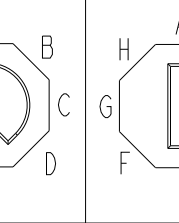
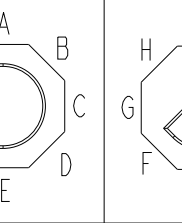
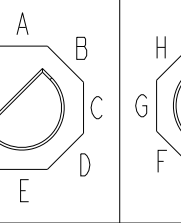
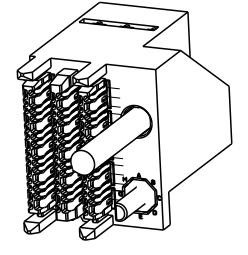
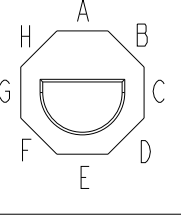

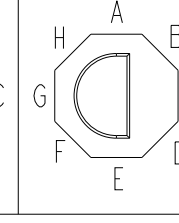
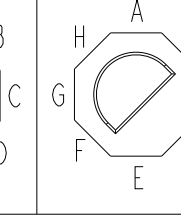
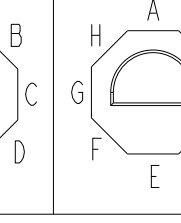
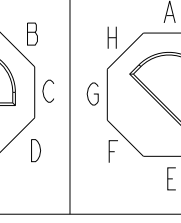
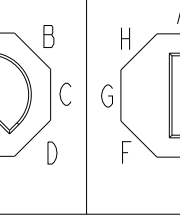
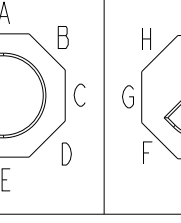
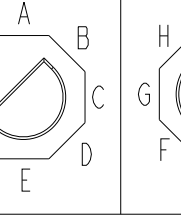


**RECOMMENDED PCB LAYOUT FOR
10125287-Y2ALF THRU -Y2JLF
W/LEFT GUIDANCE COMPONENT SIDE
SEE NOTES 7, 8, 9, 11 & 16**

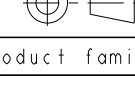
spec ref	---	dr	N Eppley	2013/04/24	projection	MM	size	A2	scale	8:1	
tolerance std	ASME Y14.5M	eng	Peng-Bing Fu	2017/11/08			ecn no	ELX-DG-28221-1			
TOLERANCES UNLESS OTHERWISE SPECIFIED		chr	Justin Chen	2017/11/29			rel level	Released			
		appr	Heaven Cen	2017/11/30			product family	ExaMAX			
surface	-	linear	0.X	±.3	Amphenol FCI		title ExaMAX R.A. HEADER ASS'Y, 4 PR, 84 POS, 6 IMLA, 11.9 MM		dwg no 10125287	rev B	
		0.XX	±.10								
		0.XXX	±.050								
		angular	0°	±°	cat. no.	SEE TABLE	Product - Customer Drw	sheet 9 of 11			

10125287 - Y Y Y L F

ASSEMBLY PART NUMBER	DESCRIPTION
10125287-1YYLF	STANDARD MATE
10125287-2YYLF	ADVANCED MATE
10125287-3YYLF	SHORT DETECT
10125287-4YYLF	ADVANCED MATE & SHORT DETECT

MODULE DESCRIPTION	DESIGNATION REPRESENTED IN DASH NUMBER									BASE MODULE
STANDARD NO GUIDANCE (SEE SHEET 1)	01									
RIGHT GUIDANCE MODULE (SEE SHEET 6)	1A	1B	1C	1D	1E	1F	1G	1H	1J (NO KEY)	
										
LEFT GUIDANCE MODULE (SEE SHEET 8)	2A	2B	2C	2D	2E	2F	2G	2H	2J (NO KEY)	
										

Amphenol
FCi

spec ref	---	dr	N Eppley	2013/04/24	projection	MM	size	A2	scale	1:1		
tolerance std	ASME Y14.5M	eng	Peng-Bing Fu	2017/11/08		← →	ecn no	ELX-DG-2821-1				
TOLERANCES UNLESS OTHERWISE SPECIFIED		chr	Justin Chen	2017/11/29			product family	ExaMAX	rel level	Released		
surface	- ✓	linear	0.X	±.3	Amphenol FCi	title	ExaMAX R.A. HEADER			rev	B	
			0.XX	±.10			cat. no.	SEE TABLE	Product - Customer Drw			sheet 10 of 11
			0.XXX	±.050								
angular	0°	±°	dwg no	10125287			rel level	Released				

PDS: Rev :B

STATUS:Released

Printed: Dec 02, 2017

NOTES:

- ① - CONNECTOR MATERIALS:
HOUSING: HIGH TEMP THERMOPLASTIC, BLACK, UL94-V0
IMLA PLASTIC: HIGH TEMP THERMOPLASTIC, BLACK, UL94-V0
CONTACT: COPPER ALLOY
ORGANIZER: HIGH TEMP THERMOPLASTIC, BLACK, UL94-V0
- 2 - CONTACT PLATING:
SEPARABLE INTERFACE:
PERFORMANCE-BASED PLATING, QUALIFIED TO MEET THE REQUIREMENTS OF FCI PRODUCT SPECIFICATION GS-12-1096 INCLUDING TELCORDIA GR-1217-CORE (NOVEMBER 1995)
CENTRAL OFFICE TEST SEQUENCE

PRESS-FIT TAILS: TIN OVER NICKEL (LEAD FREE)
- 3 - PRODUCT SPECIFICATION: GS-12-1096
- 4 - APPLICATION SPECIFICATION: GS-20-0361
- 5 - PACKAGING MEETS GS-14-920 LEAD FREE LABELING SPECIFICATION.
- ⑥ - PRODUCT MARKING, (PROTOTYPE, PART NUMBER & LOT CODE), ON THIS SURFACE.
- ⑦ - THE MINIMUM VIA SPACING BETWEEN STACKED CONNECTORS WILL BE 2.0 mm OR 3.0 mm AS DEFINED BY NOTE 7 ON THE MATING RECEPTACLE CUSTOMER DRAWING. REFER TO THE APPLICATION SPECIFICATION FOR DETAILS.
- ⑧ - CONNECTOR OUTLINE MAY BE SCREEN PRINTED ONTO CUSTOMER PCB TO BE USED AS A GUIDE FOR MANUAL CONNECTOR PLACEMENT.
- ⑨ - REFER TO CUSTOMER DRAWING 10119933 FOR INFORMATION ON PCB HOLE DIAMETERS AND PLATING OPTIONS
- 10 - THIS PRODUCT MEETS THE EUROPEAN UNION DIRECTIVES & OTHER COUNTRY REGULATIONS AS DESCRIBED IN GS-47-0004
- ⑪ - REFER TO ROUTING GUIDE GS-20-0511 FOR RECOMMENDATIONS ON OPTIMIZATION OF FOOTPRINT AND TRACE ROUTING LAYOUT.
- 12 - THE HOUSING WILL WITHSTAND EXPOSURE TO 260°C PEAK TEMPERATURE FOR 10-30 SECONDS IN A CONVECTION, INFRA-RED OR VAPOR PHASE REFLOW OVEN.
- ⑬ - THE ADVANCED MATE HEADER, 10125287-2YYLF, WHEN MATED WITH AN ADVANCED MATE RECEPTACLE WILL PROVIDE 2 PAIRS OF MATING CONTACTS THAT MATE 0.75MM BEFORE THE REMAINDER OF THE SIGNAL AND GROUND CONTACTS.
- ⑭ - THE SHORT DETECT HEADER, 10125287-3YYLF, WHEN MATED WITH A STANDARD MATE RECEPTACLE WILL PROVIDE 1 PAIR OF MATING CONTACTS THAT MATE 1.00 MM AFTER THE REMAINDER OF THE SIGNAL AND GROUND CONTACTS.
- ⑮ - THE ADVANCED MATE/SHORT DETECT HEADER, 10125287-4YYLF, WHEN MATED WITH AN ADVANCED MATE RECEPTACLE WILL PROVIDE 2 PAIRS OF MATING CONTACTS THAT MATE 0.75 MM BEFORE THE REMAINDER OF THE SIGNAL AND GROUND CONTACTS AND 1 PAIR OF MATING CONTACTS THAT MATE 1.00 MM AFTER THE REMAINDER OF THE SIGNAL AND GROUND CONTACTS.
- ⑯ - FOR CONNECTORS WITH EITHER A RIGHT OR LEFT GUIDE MODULE, TWO PHILLIPS PAN HEAD M2 HOLD-DOWN SCREWS MUST BE USED TO SECURE THE CONNECTOR TO THE PCB. THE SCREW LENGTH SHALL BE 2.0-6.0MM PLUS THE THICKNESS OF THE PCB. SCREWS ARE NOT PROVIDED WITH CONNECTOR.
- ⑰ - LEFT / RIGHT INTEGRATED GUIDE ORIENTATION IS DETERMINED BY THE LOCATION OF THE GUIDE FEATURES WHEN LOOKING AT THE MATING FACE OF THE RIGHT ANGEL RECEPTACLE. THE LEFT / RIGHT DESIGNATION OF THE MATING HEADER IS DEFINED BY THE RIGHT ANGEL RECEPTACLE THAT IT MATES WITH (i. e. A RIGHT GUIDE RIGHT ANGEL HEADER MATES WITH A RIGHT ANGEL RECEPTACLE.)
- ⑱ - ALL GROUND CONTACTS ARE COMMONED WITHIN A COLUMN.

Amphenol FCI

© 2016 AFCI

spec ref	---	dr	N Eppley	2013/04/24	projection	MM	size	A2	scale	1:1
tolerance std	ASME Y14.5M	eng	Peng-Bing Fu	2017/11/08		← MM →	ecn no	ELX-DG-2821-1	rel level	Released
TOLERANCES UNLESS OTHERWISE SPECIFIED		chr	Justin Chen	2017/11/29						
surface	✓	appr	Heaven Cen	2017/11/30	product family	ExaMAX	rel level	Released	title	ExaMAX R.A. HEADER
	linear						part no	10125287	rev	B
	angular						cat. no.	SEE TABLE	Product - Customer Drw	sheet 11 of 11

PDS: Rev :B

STATUS:Released

Printed: Dec 02, 2017



Компания «ЭлектроПласт» предлагает заключение долгосрочных отношений при поставках импортных электронных компонентов на взаимовыгодных условиях!

Наши преимущества:

- Оперативные поставки широкого спектра электронных компонентов отечественного и импортного производства напрямую от производителей и с крупнейших мировых складов;
- Поставка более 17-ти миллионов наименований электронных компонентов;
- Поставка сложных, дефицитных, либо снятых с производства позиций;
- Оперативные сроки поставки под заказ (от 5 рабочих дней);
- Экспресс доставка в любую точку России;
- Техническая поддержка проекта, помощь в подборе аналогов, поставка прототипов;
- Система менеджмента качества сертифицирована по Международному стандарту ISO 9001;
- Лицензия ФСБ на осуществление работ с использованием сведений, составляющих государственную тайну;
- Поставка специализированных компонентов (Xilinx, Altera, Analog Devices, Intersil, Interpoint, Microsemi, Aeroflex, Peregrine, Syfer, Eurofarad, Texas Instrument, Miteq, Cobham, E2V, MA-COM, Hittite, Mini-Circuits, General Dynamics и др.);

Помимо этого, одним из направлений компании «ЭлектроПласт» является направление «Источники питания». Мы предлагаем Вам помощь Конструкторского отдела:

- Подбор оптимального решения, техническое обоснование при выборе компонента;
- Подбор аналогов;
- Консультации по применению компонента;
- Поставка образцов и прототипов;
- Техническая поддержка проекта;
- Защита от снятия компонента с производства.



Как с нами связаться

Телефон: 8 (812) 309 58 32 (многоканальный)

Факс: 8 (812) 320-02-42

Электронная почта: org@eplast1.ru

Адрес: 198099, г. Санкт-Петербург, ул. Калинина, дом 2, корпус 4, литера А.