

AMPHENOL PART NUMBER CONFIGURATION

U 9 5 - Z 1 0 5 - X X X 1 - X X 1

CAGE & CONNECTOR CONTACT PLATING

4 = 0.76 µm MIN. GOLD OVER 1.27-3.81 µm OF NICKEL ON MATING AREA
 0.381-1.52 µm OF MATTE TIN OVER 1.27-3.81 µm OF NICKEL ON PRESS FIT TAIL AREA.
 Ni PLATING FOR CAGE
 (RoHS COMPLIANT PER RoHS DIRECTIVE 2011/65/EU)

OPTIONAL DUST COVER

0 = WITHOUT DUST COVER
 D = WITH DUST COVER

VENT HOLES AND EMI COVER

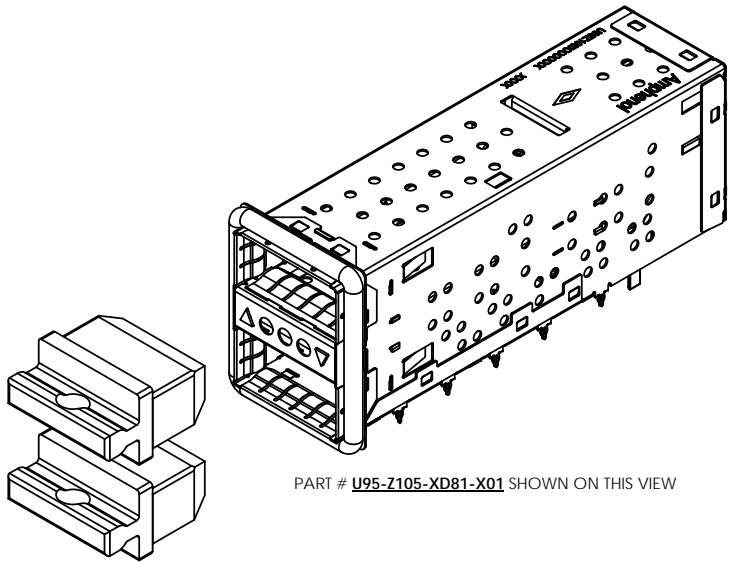
0 = WITH LARGE VENT HOLES & WITH EMI COVER
 2 = WITH SMALL VENT HOLES & WITH EMI COVER
 4 = WITH RECTANGULAR VENT HOLES & WITH EMI COVER

EMI GASKET

1 = CHOMERICS 1273 CONDUCTIVE ELASTOMER
 2 = CHOMERICS S6305 CONDUCTIVE ELASTOMER

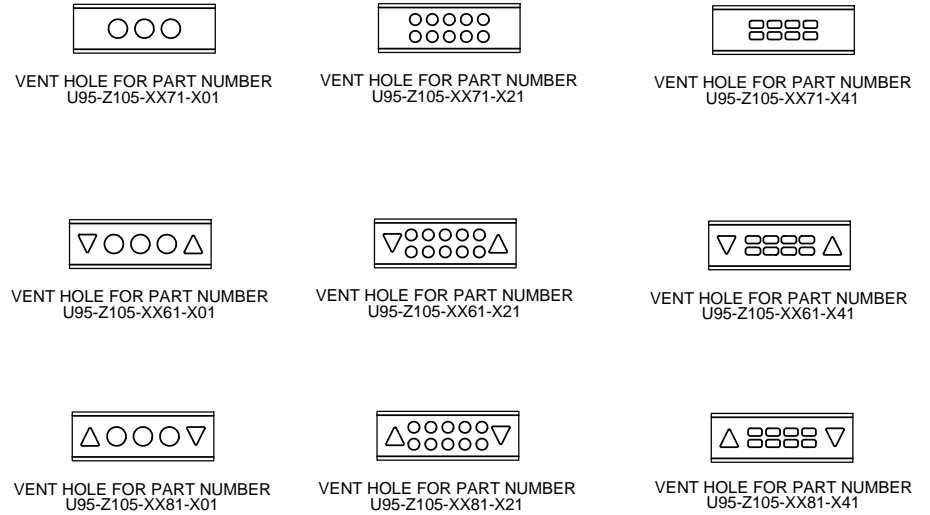
OPTIONAL LIGHT PIPES

6 = WITH LIGHT PIPE (TRIANGULAR OUTLET)
 LEFT ARROW POINTING BOTTOM PORT &
 RIGHT ARROW POINTING TOP PORT
 7 = WITHOUT LIGHT PIPE
 8 = WITH LIGHT PIPE (REVERSED DIRECTION)
 LEFT ARROW POINTING TOP PORT &
 RIGHT ARROW POINTING BOTTOM PORT



PART # U95-Z105-XD81-X01 SHOWN ON THIS VIEW

REVISIONS			
REV	DESCRIPTION, ECN, EAR NO.	DATE	APPD
A	PROPOSAL DRAWING	APR 18/13	ZLJ
B	Remove Non-RoHS & No EMI Cover Option	JUN 7/13	ZLJ



VENT HOLE FOR PART NUMBER
U95-Z105-XX71-X01

VENT HOLE FOR PART NUMBER
U95-Z105-XX71-X21

VENT HOLE FOR PART NUMBER
U95-Z105-XX71-X41

VENT HOLE FOR PART NUMBER
U95-Z105-XX61-X01

VENT HOLE FOR PART NUMBER
U95-Z105-XX61-X21

VENT HOLE FOR PART NUMBER
U95-Z105-XX61-X41

VENT HOLE FOR PART NUMBER
U95-Z105-XX81-X01

VENT HOLE FOR PART NUMBER
U95-Z105-XX81-X21

VENT HOLE FOR PART NUMBER
U95-Z105-XX81-X41

NOTES:

- MATERIAL
 CAGE-PRESS FIT: COPPER ALLOY, NICKEL PLATED
 CONNECTOR-PRESS FIT: PLASTIC HOUSING, FLAMMABILITY RATING UL94 V-0.
 CONTACTS: PHOSPHOR BRONZE
 PLATING OPTION: SEE AMPHENOL PART NO CONFIGURATION
 EMI GASKET: CONDUCTIVE ELASTOMER
 LIGHT PIPE: GE LEXAN, OPTICAL GRADE

THIS DOCUMENT CONTAINS PROPRIETARY INFORMATION AND SUCH INFORMATION MAY NOT BE DISCLOSED TO OTHERS FOR ANY PURPOSE OR USED FOR MANUFACTURING PURPOSES WITHOUT WRITTEN PERMISSION FROM AMPHENOL CANADA CORP.

UNLESS SPECIFIED OTHERWISE		DRAWN	ALVIN C.	APR.18/13
PRIMARY UNITS	MILLIMETERS	CHECKED	ZLATAN L.	APR.18/13
SECONDARY	MILLIMETERS	M.E.	APPD	
REFERENCE IN PARENTHESES		Q.A.	APPD	
GENERAL TOLERANCES		DWG APPR.		
1. DECIMAL PLACE	0.X ±0.25	ENG. REL. NO.		
2. DECIMAL PLACES	0.XX ±0.15	REF.		
3. ANGULAR DEGREES	X* ±1*	THIRD ANGLE PROJECTION		DO NOT SCALE DRAWING
4. ANGULAR DEGREES	X.X* ±0.5*			

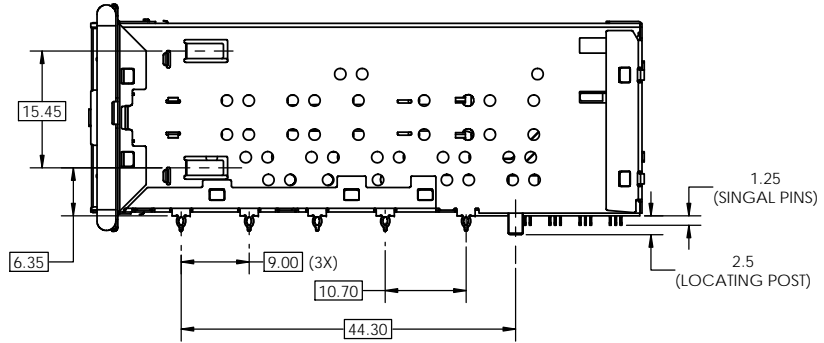
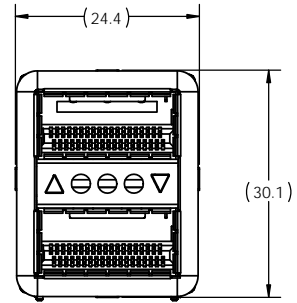
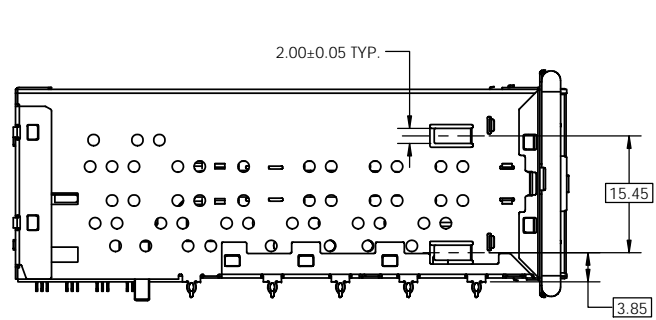
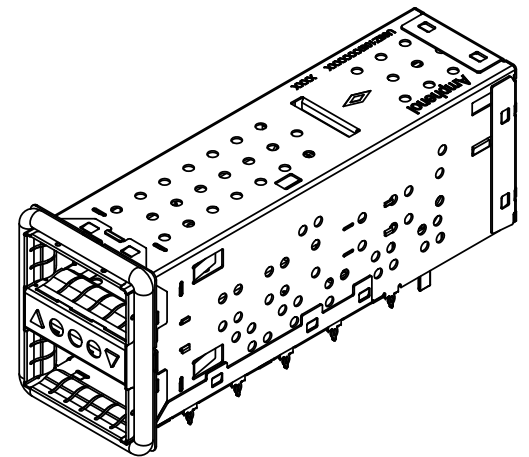
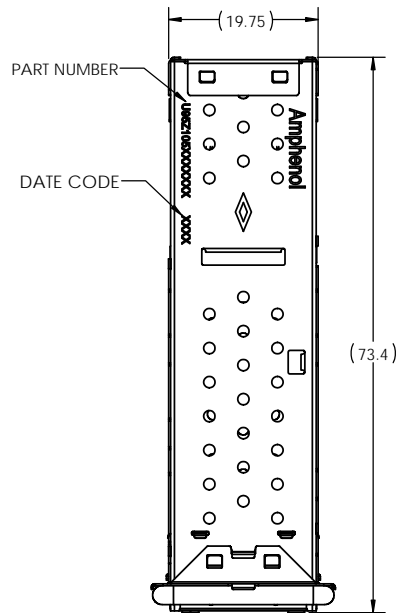
Amphenol High Speed Interconnects
 A Division of Amphenol Corp. www.amphenol-highspeed.com

**QSFP+ 2X1 STACKED COMBO
 CONDUCTIVE ELASTOMERIC GASKET
 4X25**

DWG. NO. **P-U95-Z105-XXX1-XX1** REV **B**

CODE ID NO. 03554 | DWG SIZE: X | SCALE: 2:1 | SHEET 1 OF 4

REVISIONS			
REV	DESCRIPTION, ECG, EAR NO.	DATE	APP'D
B	SEE PAGE 1	JUN 7/13	ZLJ



PART: # **U95-Z105-X081-X11** SHOWN ON THIS SHEET

UNLESS SPECIFIED OTHERWISE	DRAWN	ALVIN C.	APR.18/13
PRIMARY UNITS MILLIMETERS	CHECKED	ZLATAN L.	APR.18/13
SECONDARY MILLIMETERS	M.E. APP'D		
REFERENCE IN PARENTHESES	Q.A. APP'D		
GENERAL TOLERANCES	DWG APPR.		
1. DECIMAL PLACE 0.X ±0.25	ENG. REL. NO.		
2. DECIMAL PLACES 0.XX ±0.15	REF.		
3. ANGULAR DEGREES X° ±1°	THIRD ANGLE PROJECTION		
4. ANGULAR DEGREES X.X° ±0.5°	DO NOT SCALE DRAWING		

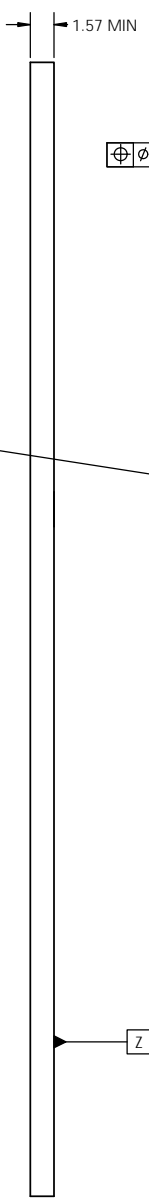
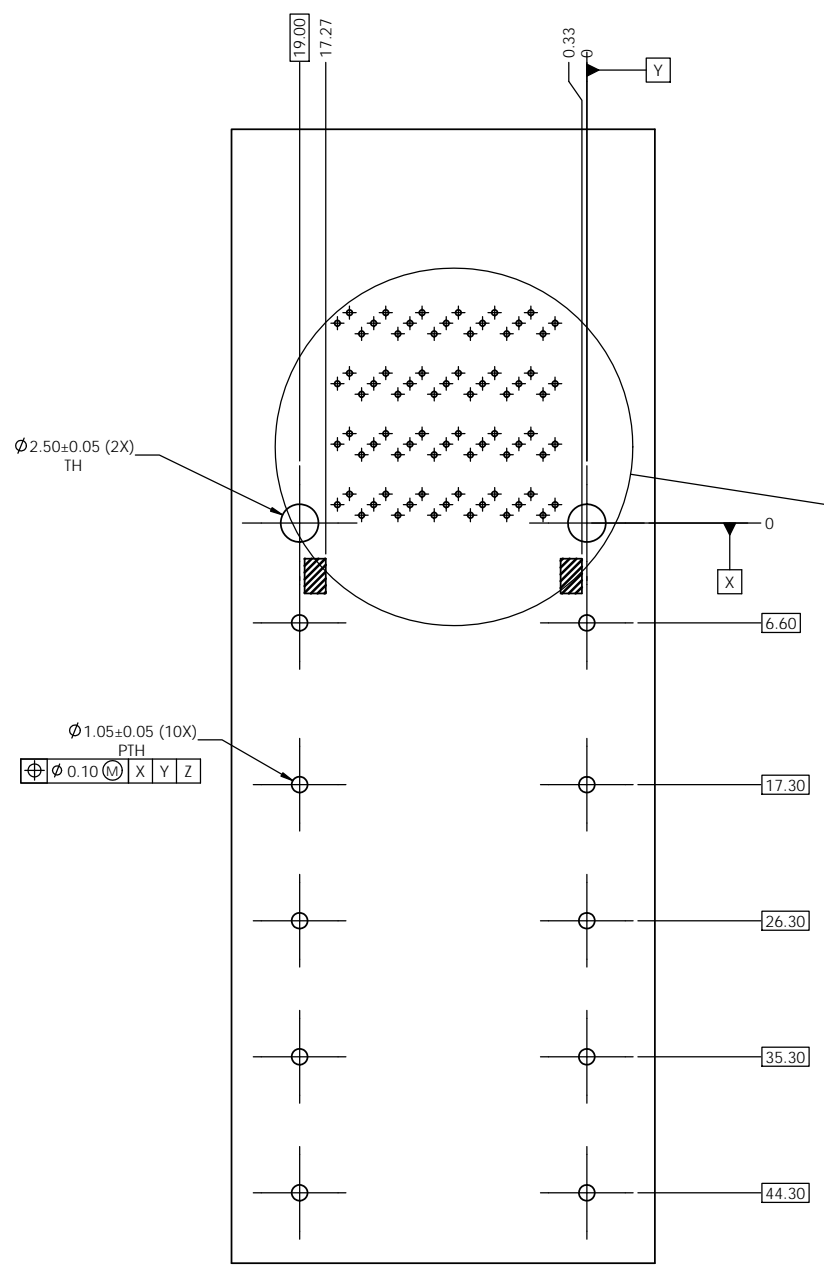
Amphenol High Speed Interconnects
A Division of Amphenol Corp. www.amphenol-highspeed.com

QSFP+ 2X1 STACKED COMBO CONDUCTIVE ELASTOMERIC GASKET 4X25

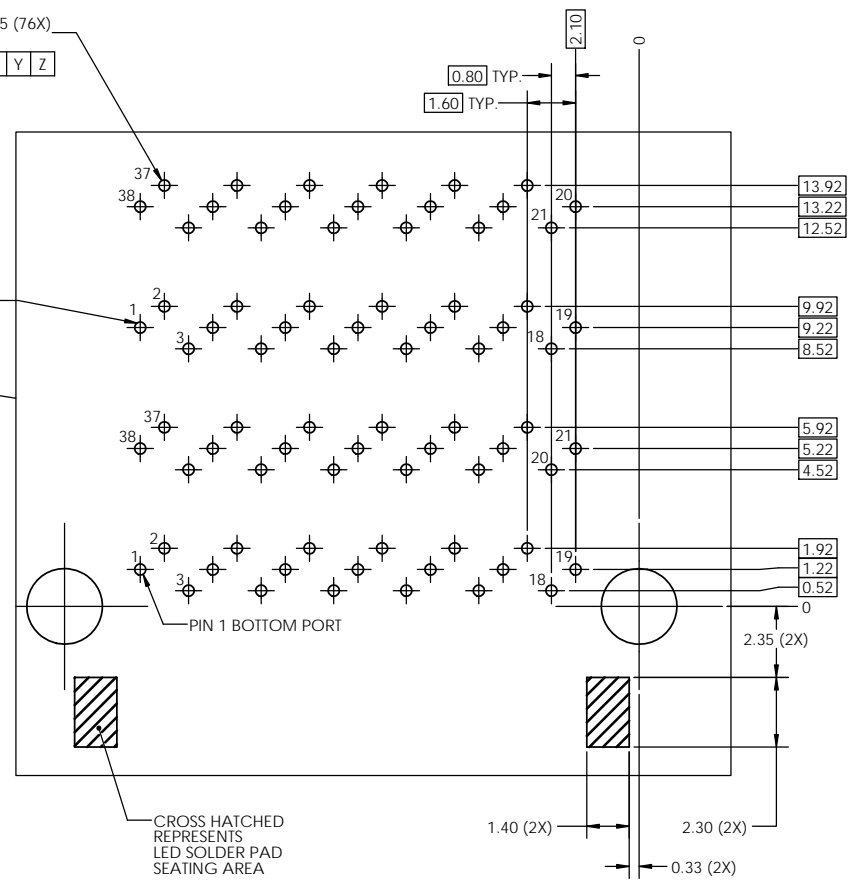
DWG. NO. **P-U95-Z105-XXX1-XX1** REV **B**

CODE ID NO. 03554 DWG SIZE: X SCALE: 2:1 SHEET 2 OF 4

REVISIONS			
REV	DESCRIPTION, ECN, EAR NO.	DATE	APP'D
B	SEE PAGE 1	JUN 7/13	ZLJ



Ø 0.37±0.05 (76X) PTH
 Ø 0.10 (M) X Y Z



DETAIL A
 SCALE 8 : 1

RECOMMENDED PCB BOARD LAYOUT
 COMPONENT SIDE SHOWN

UNLESS SPECIFIED OTHERWISE		DRAWN	ALVIN C.	APR.18/13
PRIMARY UNITS	MILLIMETERS	CHECKED	ZLATAN L.	APR.18/13
SECONDARY	MILLIMETERS	M.E. APP'D		
REFERENCE IN PARENTHESES		Q.A. APP'D		
GENERAL TOLERANCES		DWG APPR.		
1. DECIMAL PLACE	0.X ±0.25	ENG. REL. NO.		
2. DECIMAL PLACES	0.XX ±0.15	REF.		
3. ANGULAR DEGREES	X* ±1*	THIRD ANGLE PROJECTION		
4. ANGULAR DEGREES	X.X* ±0.5*	DO NOT SCALE DRAWING		

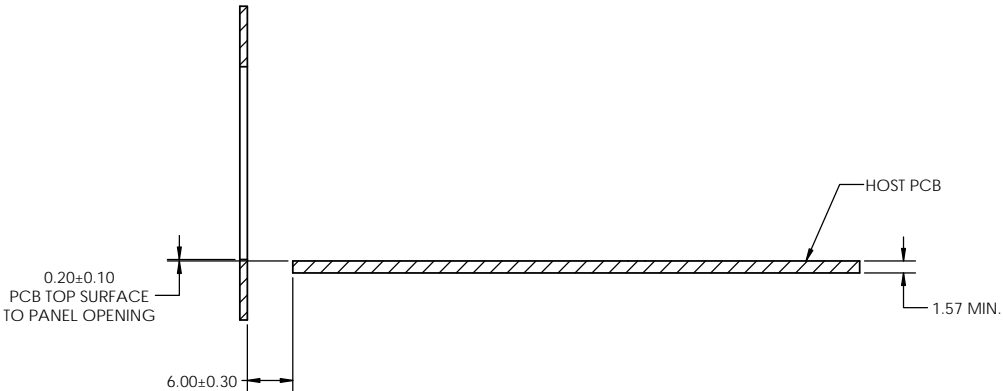
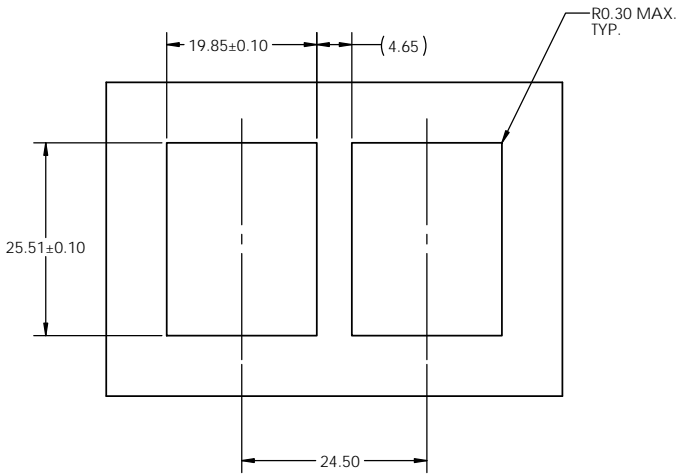
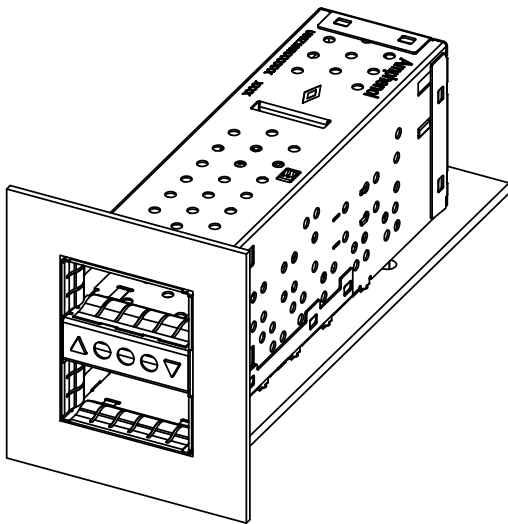
Amphenol High Speed Interconnects
 A Division of Amphenol Corp. www.amphenol-highspeed.com

**QSFP+ 2X1 STACKED COMBO
 CONDUCTIVE ELASTOMERIC GASKET
 4X25**

DWG. NO. **P-U95-Z105-XXX1-XX1** REV **B**

CODE ID NO. 03554 DWG SIZE: X SCALE: 2:1 SHEET 3 OF 4

REVISIONS			
REV	DESCRIPTION, ECN, EAR NO.	DATE	APP'D
B	SEE PAGE 1	JUN 7/13	ZLJ



UNLESS SPECIFIED OTHERWISE	DRAWN	ALVIN C.	APR.18/13
PRIMARY UNITS MILLIMETERS	CHECKED	ZLATAN L.	APR.18/13
SECONDARY MILLIMETERS	M.E. APP'D		
REFERENCE IN PARENTHESES	Q.A. APP'D		
GENERAL TOLERANCES	DWG APPR.		
1. DECIMAL PLACE 0.X ±0.25	ENG. REL. NO.		
2. DECIMAL PLACES 0.XX ±0.15	REF.		
3. ANGULAR DEGREES X° ±1°	THIRD ANGLE PROJECTION		
4. ANGULAR DEGREES X.X° ±0.5°	DO NOT SCALE DRAWING		

Amphenol High Speed Interconnects
A Division of Amphenol Corp. www.amphenol-highspeed.com

QSFP+ 2X1 STACKED COMBO CONDUCTIVE ELASTOMERIC GASKET 4X25

DWG. NO. **P-U95-Z105-XXX1-XX1** REV **B**

CODE ID NO. 03554 DWG SIZE: X SCALE: 2:1 SHEET 4 OF 4

THIS DOCUMENT CONTAINS PROPRIETARY INFORMATION AND SUCH INFORMATION MAY NOT BE DISCLOSED TO OTHERS FOR ANY PURPOSE OR USED FOR MANUFACTURING PURPOSES WITHOUT WRITTEN PERMISSION FROM AMPHENOL CANADA CORP.



Компания «ЭлектроПласт» предлагает заключение долгосрочных отношений при поставках импортных электронных компонентов на взаимовыгодных условиях!

Наши преимущества:

- Оперативные поставки широкого спектра электронных компонентов отечественного и импортного производства напрямую от производителей и с крупнейших мировых складов;
- Поставка более 17-ти миллионов наименований электронных компонентов;
- Поставка сложных, дефицитных, либо снятых с производства позиций;
- Оперативные сроки поставки под заказ (от 5 рабочих дней);
- Экспресс доставка в любую точку России;
- Техническая поддержка проекта, помощь в подборе аналогов, поставка прототипов;
- Система менеджмента качества сертифицирована по Международному стандарту ISO 9001;
- Лицензия ФСБ на осуществление работ с использованием сведений, составляющих государственную тайну;
- Поставка специализированных компонентов (Xilinx, Altera, Analog Devices, Intersil, Interpoint, Microsemi, Aeroflex, Peregrine, Syfer, Eurofarad, Texas Instrument, Miteq, Cobham, E2V, MA-COM, Hittite, Mini-Circuits, General Dynamics и др.);

Помимо этого, одним из направлений компании «ЭлектроПласт» является направление «Источники питания». Мы предлагаем Вам помощь Конструкторского отдела:

- Подбор оптимального решения, техническое обоснование при выборе компонента;
- Подбор аналогов;
- Консультации по применению компонента;
- Поставка образцов и прототипов;
- Техническая поддержка проекта;
- Защита от снятия компонента с производства.



Как с нами связаться

Телефон: 8 (812) 309 58 32 (многоканальный)

Факс: 8 (812) 320-02-42

Электронная почта: org@eplast1.ru

Адрес: 198099, г. Санкт-Петербург, ул. Калинина, дом 2, корпус 4, литера А.