

Model 96 - 3100 series

Definite Purpose Contactor 1- or 2-pole, 20-40 FLA AC Coil

UL File E75492
CE File EN60947-4-1:1991
IEC 947-4-1

Users should thoroughly review the technical data before selecting a product part number. It is recommended that users also seek out the pertinent approvals files of the agencies/laboratories and review them to ensure the product meets the requirements for a given application.

Features

- Robust 1- and 2-pole contactors.
- Shunt available on 1-pole models.
- Convenient mounting plate.

Contact Data @ 25°C

Arrangements: 1 Form X (SPST-NO-DM) with or without shunt and 2 Form X (DPST-NO-DM).

Maximum Ratings: See Contact Ratings Table.

Material: Silver Cadmium Oxide.

Coil Data @ 25°C

Voltage: 24 - 277 VAC, 50/60 Hz. See Coil Data Table below.

Insulation Class: UL Class B (130°C).

Duty Cycle: Continuous.

Environmental Data

Temperature Range: Storage and Operating: -40°C – +65°C.

Flammability: UL 94-HB housing.

Mechanical Data

Contact Termination:

20, 25, 30 FLA Models

Type: #10-32 Screw with quad 0.250" (6.35 mm) quick connects.

Wire Size: 16-8 AWG (Stranding must be split for 8 AWG wire.)

Tightening Torque: 25 in.-lbs.

40 FLA Models

Type: Box Lug with dual 0.250" (6.35 mm) quick connects.

Wire Size: 14-4 Cu/Al AWG

Tightening Torque: 40 in.-lbs.

Coil Termination: Dual 0.250" (6.35 mm) quick connects.

Arc Cover: Optional on 20-30 FLA models, standard on 40 FLA models.

Weight: One Pole Types: 8 oz. (227 g) approximately.

Two Pole Types: 9.6 oz. (273 g) approximately

Contact Ratings

Full Load Amps	Number of Poles	Line Voltage	Locked Rotor Amps	Resistive Amps Rating	Maximum Horsepower	
					Voltage	Single Phase
20	2	240/277	120	30	120	2
		480	100	30	240	3
		600	80	30		
25	1	240/277	150	30	120	1
		480	50	30	240	2
		600	40	30		
25	2	240/277	150	35	120	2
		480	125	35	240	3
		600	100	35		
30	1	240/277	150	40	120	1
		480	75	40	240	2
		600	50	40		
30	2	240/277	150	40	120	2
		480	125	40	240	3
		600	100	40		
40	1	240/277	240	50	120	2
		480	200	50	240	3
		600	160	50		
40	2	240/277	240	50	120	2
		480	200	50	240	3
		600	160	50		

Coil Data

	1-Pole Models				2-Pole Models			
	24	120	208/240	277	24	120	208/240	277
Nominal Coil Voltage	24	120	208/240	277	24	120	208/240	277
Maximum Pickup Volts	18	88	177	221	18	88	177	221
Drop-Out Volts Range	6 - 15	20 - 70	40 - 140	50 - 165	6 - 15	20 - 70	40 - 140	50 - 165
Nominal Inrush VA @ 50 Hz	22.5	22.5	22.5	22.5	37	37	37	37
Nominal Inrush VA @ 60 Hz	20	20	20	20	35	35	35	35
Nominal Sealed VA @ 50 Hz	7	7	7	7	8	8	8	8
Nominal Sealed VA @ 60 Hz	5.25	5.25	5.25	5.25	7	7	7	7
Nominal DC Resistance - Ohms	16.5	420	1850	2650	11	250	1000	1600

Ordering Information

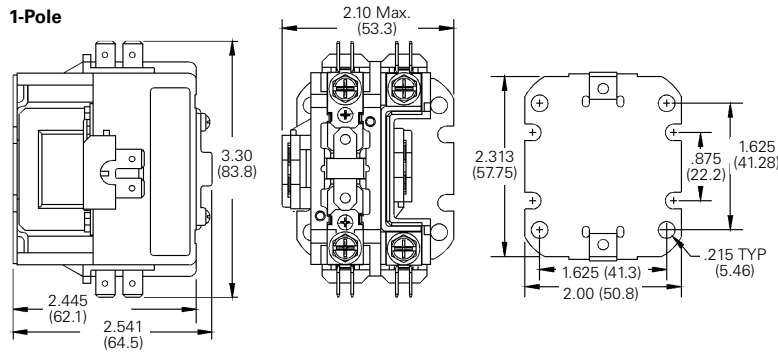
Typical Part No. ▶	3100	-	20	Q	6	999									
<p>1. Series: 3100 = 1- or 2-pole, 20-40 FLA contactor</p> <p>2. Packaging: Y = Individual Pack - = Bulk Pack A-ZZZ = Customer specific information (assigned by factory)</p> <p>3. Pole Configuration: 10 = 1 Form X (SPST-NO-DM) 15 = 1 Form X (SPST-NO-DM) with Shunt 20 = 2 Form X (DPST-NO-DM)</p> <p>4. Coil Voltage (50/60 Hz.): Q = 24VAC T = 120VAC U = 208/240VAC P = 100VAC S = 200VAC V = 277VAC</p> <p>5. Contact Ratings (Inductive):</p> <table border="0"> <tr> <td>1 = 25 FLA on 1-pole models</td> <td>3 = 20 FLA on 2-pole models</td> </tr> <tr> <td>2 = 30 FLA on 1-pole models</td> <td>5 = 26 FLA on 2-pole models</td> </tr> <tr> <td>14 = 35 FLA on 1-pole models</td> <td>6 = 30 FLA on 2-pole models</td> </tr> <tr> <td>19 = 40 FLA on 1-pole models</td> <td>18 = 40 FLA on 2-pole models</td> </tr> </table> <p>6. Customer ID Suffix: 999 = Standard Model 000-998 = Factory assigned customer ID</p> <p>7. Option Code: Leave Blank = No customer-specific options A - ZZ = Factory assigned customer-specific options.</p>								1 = 25 FLA on 1-pole models	3 = 20 FLA on 2-pole models	2 = 30 FLA on 1-pole models	5 = 26 FLA on 2-pole models	14 = 35 FLA on 1-pole models	6 = 30 FLA on 2-pole models	19 = 40 FLA on 1-pole models	18 = 40 FLA on 2-pole models
1 = 25 FLA on 1-pole models	3 = 20 FLA on 2-pole models														
2 = 30 FLA on 1-pole models	5 = 26 FLA on 2-pole models														
14 = 35 FLA on 1-pole models	6 = 30 FLA on 2-pole models														
19 = 40 FLA on 1-pole models	18 = 40 FLA on 2-pole models														

Standard part numbers listed below are more likely to be available from stock.

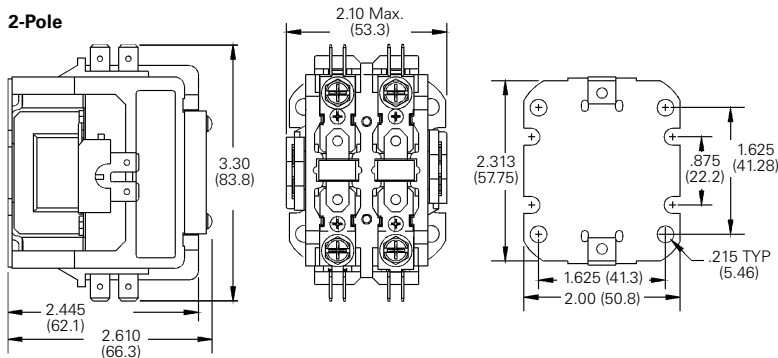
3100-15Q2999	3100-20Q6999	3100-20Q18999CL
3100-15T2999	3100-20T6999	3100-20T18999CL
3100-15U2999	3100-20U6999	3100-20U18999CL

Outline Dimensions

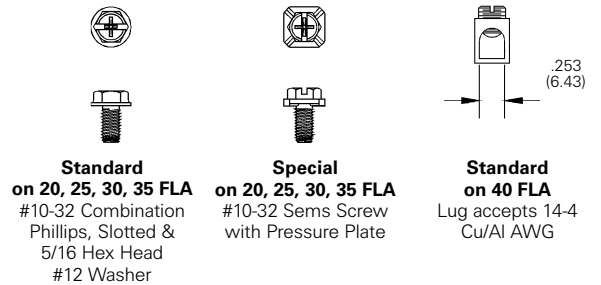
1-Pole



2-Pole



Termination Options



ORDERING NOTE: "Standard" terminals need not be specified in the "Ordering Information" chart above. "Special" terminals are offered on a special order basis. Special order items may be subject to extended leadtimes and significant minimum order quantities. Your Tyco Electronics sales engineer must consult with the factory before providing price and availability information regarding items with these options.



Компания «ЭлектроПласт» предлагает заключение долгосрочных отношений при поставках импортных электронных компонентов на взаимовыгодных условиях!

Наши преимущества:

- Оперативные поставки широкого спектра электронных компонентов отечественного и импортного производства напрямую от производителей и с крупнейших мировых складов;
- Поставка более 17-ти миллионов наименований электронных компонентов;
- Поставка сложных, дефицитных, либо снятых с производства позиций;
- Оперативные сроки поставки под заказ (от 5 рабочих дней);
- Экспресс доставка в любую точку России;
- Техническая поддержка проекта, помощь в подборе аналогов, поставка прототипов;
- Система менеджмента качества сертифицирована по Международному стандарту ISO 9001;
- Лицензия ФСБ на осуществление работ с использованием сведений, составляющих государственную тайну;
- Поставка специализированных компонентов (Xilinx, Altera, Analog Devices, Intersil, Interpoint, Microsemi, Aeroflex, Peregrine, Syfer, Eurofarad, Texas Instrument, Miteq, Cobham, E2V, MA-COM, Hittite, Mini-Circuits, General Dynamics и др.);

Помимо этого, одним из направлений компании «ЭлектроПласт» является направление «Источники питания». Мы предлагаем Вам помощь Конструкторского отдела:

- Подбор оптимального решения, техническое обоснование при выборе компонента;
- Подбор аналогов;
- Консультации по применению компонента;
- Поставка образцов и прототипов;
- Техническая поддержка проекта;
- Защита от снятия компонента с производства.



Как с нами связаться

Телефон: 8 (812) 309 58 32 (многоканальный)

Факс: 8 (812) 320-02-42

Электронная почта: org@eplast1.ru

Адрес: 198099, г. Санкт-Петербург, ул. Калинина, дом 2, корпус 4, литера А.