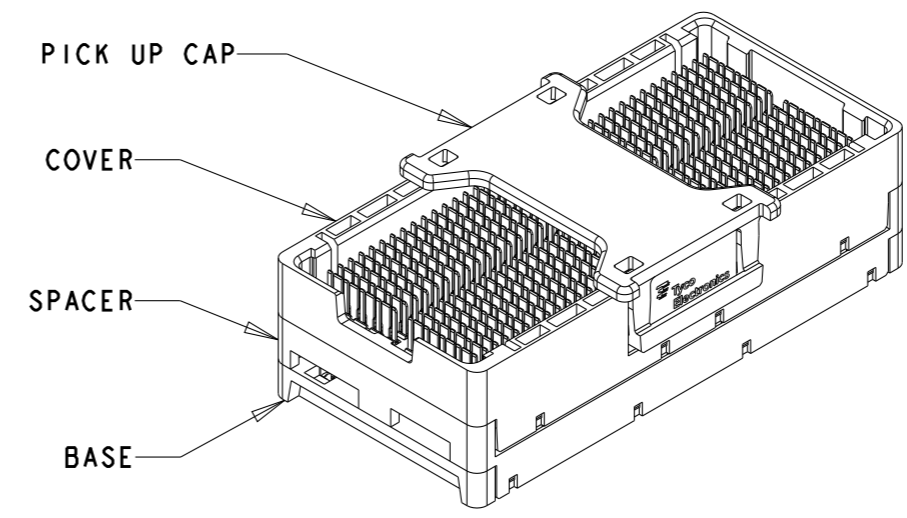
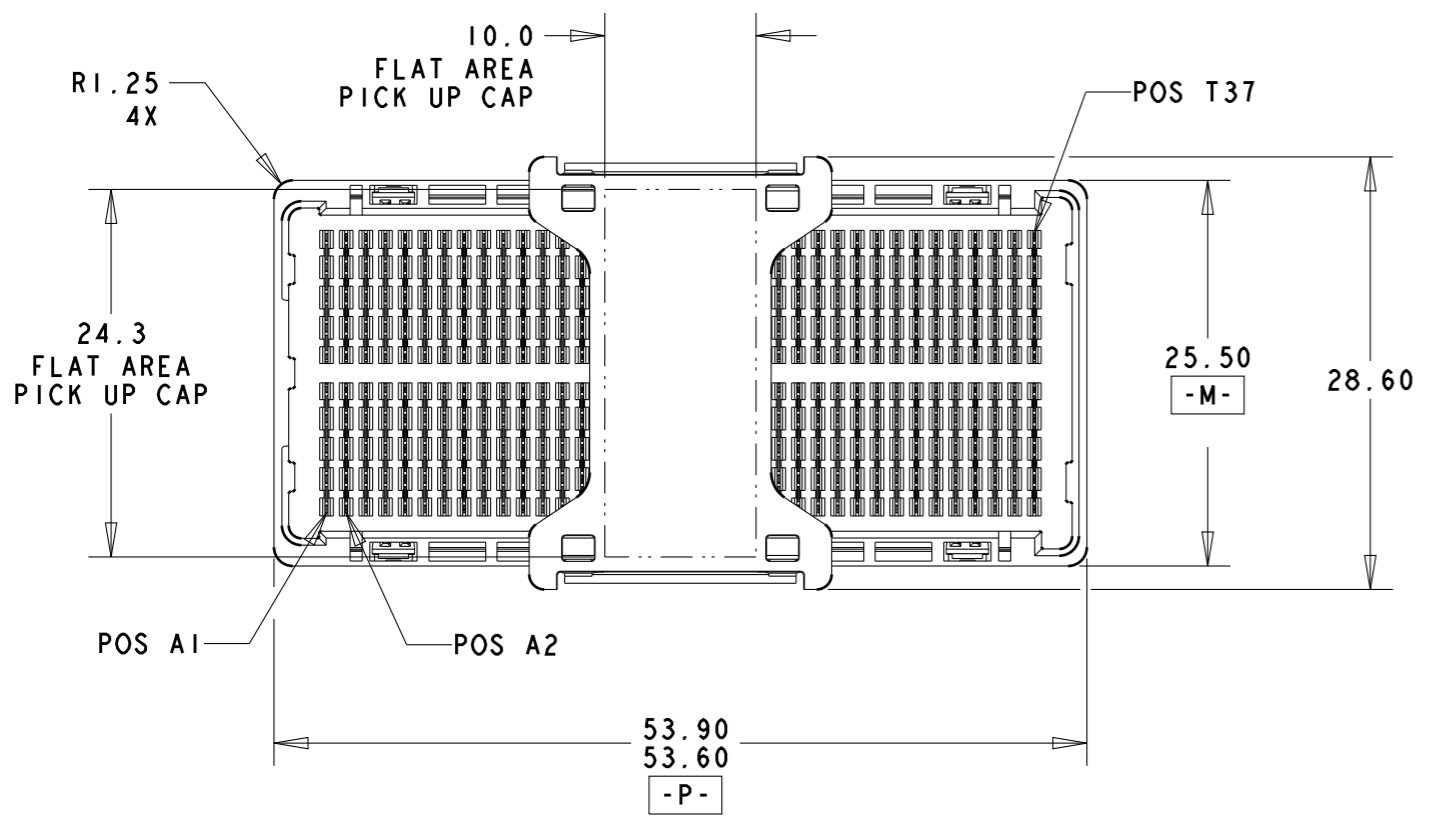


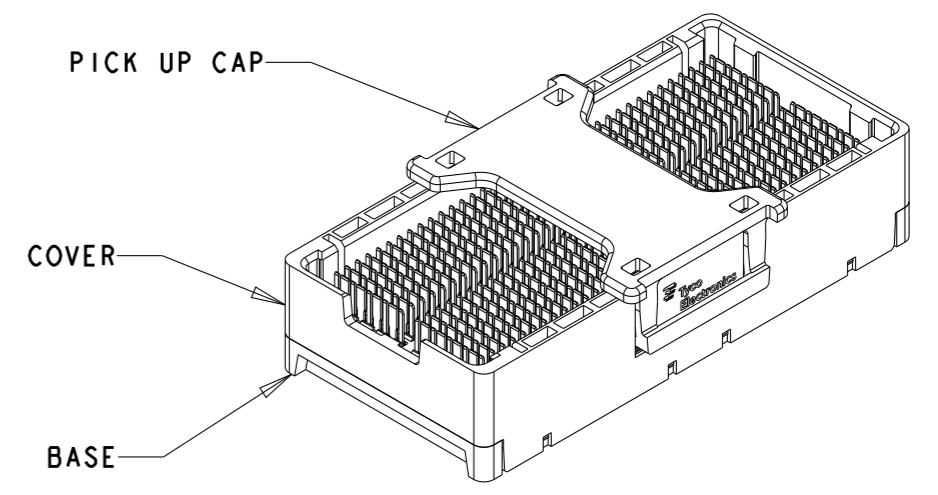
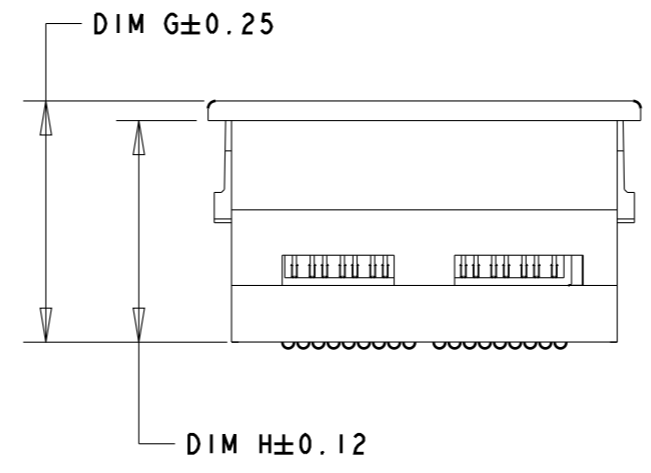
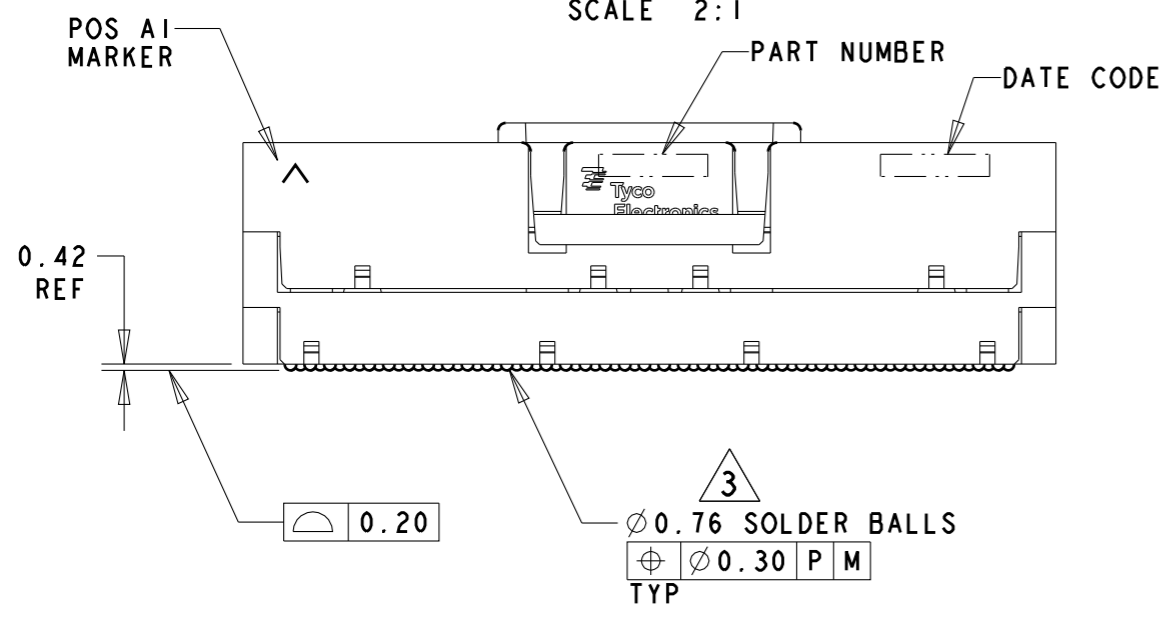
THIS DRAWING IS UNPUBLISHED. RELEASED FOR PUBLICATION 20
 © COPYRIGHT 20 BY TYCO ELECTRONICS CORPORATION, ALL RIGHTS RESERVED.

LOC	DIST	REVISIONS			
P	LTR	DESCRIPTION	DATE	DWN	APVD
DY	-	A5	REVISED PER ECR-10-013879	01JUL2010	SYJ LSF



ISOMETRIC VIEW
 TYPICAL CONFIGURATION FOR
 15mm & 20mm ASSEMBLY
 SCALE 3:2

TYPICAL ASSEMBLY
 15mm SHOWN
 SCALE 2:1



ISOMETRIC VIEW
 TYPICAL CONFIGURATION FOR
 10mm, 12mm & 13mm ASSEMBLY
 SCALE 3:2

<small>THIS DRAWING IS A CONTROLLED DOCUMENT FOR TYCO ELECTRONICS CORPORATION IT IS SUBJECT TO CHANGE AND THE CONTROLLING ENGINEERING ORGANIZATION SHOULD BE CONTACTED FOR THE LATEST REVISION.</small>		DWN P BRANDBERG 10JAN05 CHK D WERTZ 12JAN05 APVD D WERTZ 12JAN05		Tyco Electronics Singapore	
DIMENSIONS: mm		TOLERANCES UNLESS OTHERWISE SPECIFIED:		NAME STEP-Z PLUG ASSEMBLY, 296 SIGNAL POSITION	
		0 PLC ± 1 PLC ±0.3 2 PLC ±0.10 3 PLC ±0.050 4 PLC ± ANGLES ±2°		PRODUCT SPEC 108-2143	
MATERIAL 		FINISH 		APPLICATION SPEC 114-13101	
		WEIGHT -		RESTRICTED TO -	
CUSTOMER DRAWING		SIZE A3		CAGE CODE 00779	
		DRAWING NO C-1761616		SCALE -	
		SHEET 1 OF 4		REV A5	

THIS DRAWING IS UNPUBLISHED.

RELEASED FOR PUBLICATION

20

© COPYRIGHT 20

BY TYCO ELECTRONICS CORPORATION, ALL RIGHTS RESERVED.

LOC
DY

DIST
-

REVISIONS

P	LTR	DESCRIPTION	DATE	DWN	APVD
-	-	SEE SHEET 1	-	-	-

1 MATERIAL:
 BASE, SPACER, COVER: THERMOPLASTIC
 PICK UP CAP: THERMOPLASTIC
 CONTACT: COPPER ALLOY
 SOLDER BALL: Sn/Pb FOR P/N 1761616-1 THRU 5-1761616-0
 Sn/Ag FOR P/N 5-1761616-1 THRU 9-1761616-9

2 FINISH:
 CONTACT: 0.00076 MIN GOLD OVER 0.00127 MIN NICKEL.
 (30µ" MIN GOLD OVER 50µ" MIN NICKEL)

3 SOLDER BALLS WILL NOT BE PERFECT
 SPHERICAL SHAPE DUE TO REFLOW ATTACHMENT.

4 CONTACTS IN ROWS A,C,E,G,J,K,M,P,R, AND T
 ARE SINGLE BEAM CONTACTS,
 TYPICALLY USED AS GROUND PINS.
 (NOTE: CONTACTS IN ROW J & K ARE TIED
 TOGETHER [COMMONED]).

5 CONTACTS IN ROWS B,D,F,H,L,N,O, AND S
 ARE DUAL BEAM CONTACTS,
 TYPICALLY USED AS SIGNAL PINS.

6 SPECIFIED POSITIONAL TOLERANCE DEFINES PAD TO PAD
 LOCATION WITHIN LAND PATTERN. POSITIONAL TOLERANCE
 OF LAND PATTERN TO FUDICIAL MARKS OR PCB DATUMS
 SHALL BE DEFINED BY CUSTOMER. FOR RECOMMENDED
 PRODUCT APPLICATION AND PCB DESIGN DETAILS, SEE
 APPLICATION SPEC 114-13101.

24.65	25.95	-	25mm Sn/Ag	7-1761616-5
19.65	20.95	-	20mm Sn/Ag	7-1761616-0
14.65	15.95	-	15mm Sn/Ag	6-1761616-5
12.65	13.95	-	13mm Sn/Ag	6-1761616-3
11.65	12.95	-	12mm Sn/Ag	6-1761616-2
9.65	10.95	-	10mm Sn/Ag	6-1761616-0
24.65	25.95	-	25mm Sn/Pb	2-1761616-5
19.65	20.95	-	20mm Sn/Pb	2-1761616-0
14.65	15.95	-	15mm Sn/Pb	1-1761616-5
12.65	13.95	-	13mm Sn/Pb	1-1761616-3
11.65	12.95	-	12mm Sn/Pb	1-1761616-2
9.65	10.95	-	10mm Sn/Pb	1-1761616-0
DIM H	DIM G	LOAD STYLE	DESCRIPTION	PART NUMBER

THIS DRAWING IS A CONTROLLED DOCUMENT FOR TYCO ELECTRONICS CORPORATION
 IT IS SUBJECT TO CHANGE AND THE CONTROLLING ENGINEERING ORGANIZATION
 SHOULD BE CONTACTED FOR THE LATEST REVISION.

DIMENSIONS:	TOLERANCES UNLESS OTHERWISE SPECIFIED:
mm	
	0 PLC ±0.3
	1 PLC ±0.10
	2 PLC ±0.050
	3 PLC ±0.050
	4 PLC ±0.050
	ANGLES ±2°
MATERIAL	FINISH
-	-

DWN P BRANDBERG	10 JAN05	 Tyco Electronics Singapore	NAME STEP-Z PLUG ASSEMBLY, 296 SIGNAL POSITION		
CHK D WERTZ	12 JAN05				
APVD D WERTZ	12 JAN05				
PRODUCT SPEC	-	SIZE	CAGE CODE	DRAWING NO	RESTRICTED TO
APPLICATION SPEC	-	A3	00779	C-1761616	-
WEIGHT	-	CUSTOMER DRAWING		SCALE	SHEET 2 OF 4
					REV A5

THIS DRAWING IS UNPUBLISHED.

RELEASED FOR PUBLICATION

20

© COPYRIGHT 20

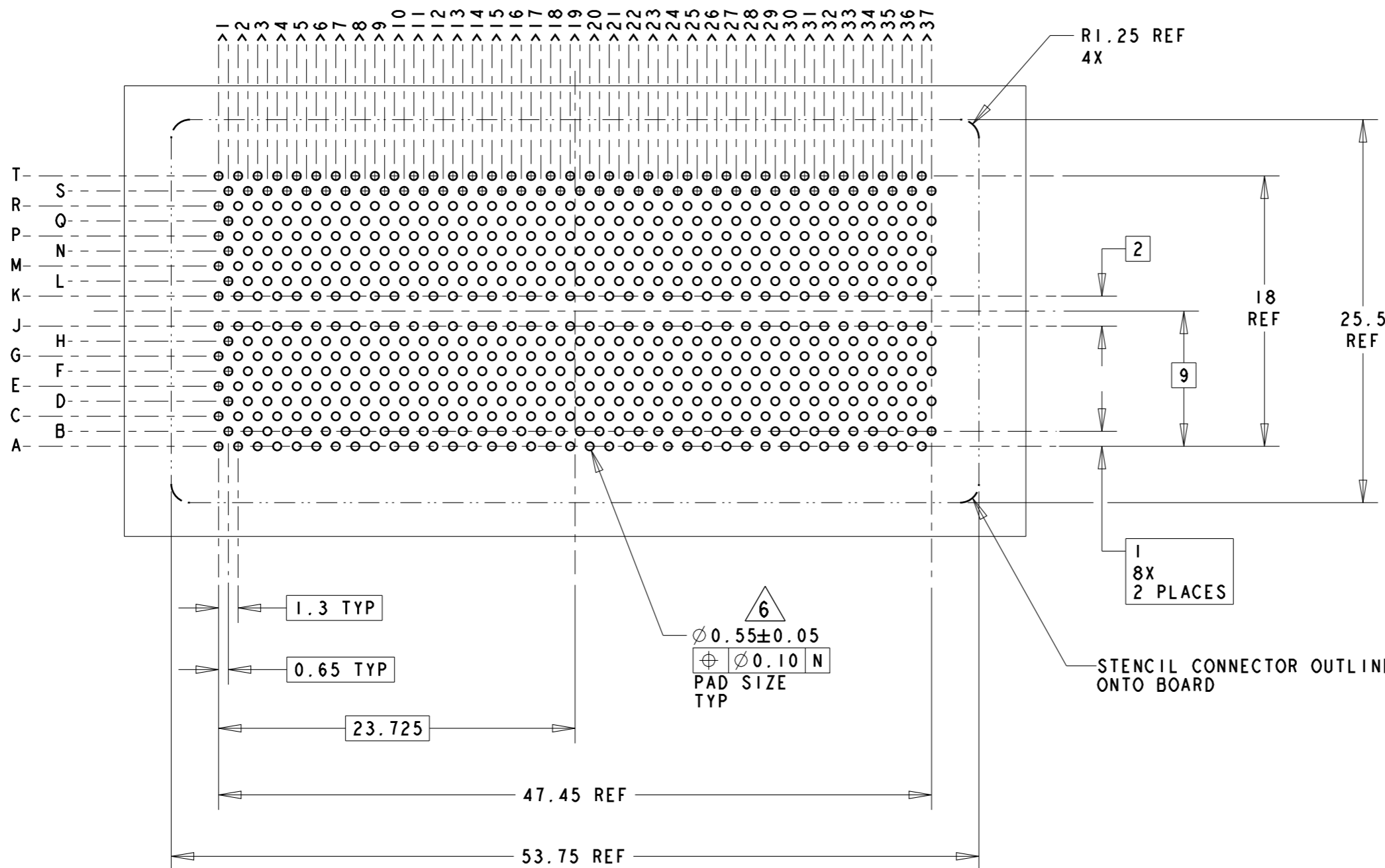
BY TYCO ELECTRONICS CORPORATION, ALL RIGHTS RESERVED.

LOC
DY

DIST
-

REVISIONS

P	LTR	DESCRIPTION	DATE	DWN	APVD
-	-	SEE SHEET 1	-	-	-



4 5 BOARD PATTERN
SCALE 3:1

THIS DRAWING IS A CONTROLLED DOCUMENT FOR TYCO ELECTRONICS CORPORATION
IT IS SUBJECT TO CHANGE AND THE CONTROLLING ENGINEERING ORGANIZATION
SHOULD BE CONTACTED FOR THE LATEST REVISION.

DIMENSIONS:	TOLERANCES UNLESS OTHERWISE SPECIFIED:
mm	
	0 PLC ±-
	1 PLC ±0.3
	2 PLC ±0.10
	3 PLC ±0.050
	4 PLC ±-
	ANGLES ±2°
MATERIAL	FINISH
-	-

DWN	P BRANDBERG	10 JAN 05
CHK	D WERTZ	12 JAN 05
APVD	D WERTZ	12 JAN 05
PRODUCT SPEC	-	-
APPLICATION SPEC	-	-
WEIGHT	-	-
CUSTOMER DRAWING		

		Tyco Electronics Singapore	
NAME STEP-Z PLUG ASSEMBLY, 296 SIGNAL POSITION			
SIZE	CAGE CODE	DRAWING NO	RESTRICTED TO
A3	00779	C-1761616	-
SCALE -		SHEET 3 OF 4	REV A5

THIS DRAWING IS UNPUBLISHED.

RELEASED FOR PUBLICATION

20

© COPYRIGHT 20

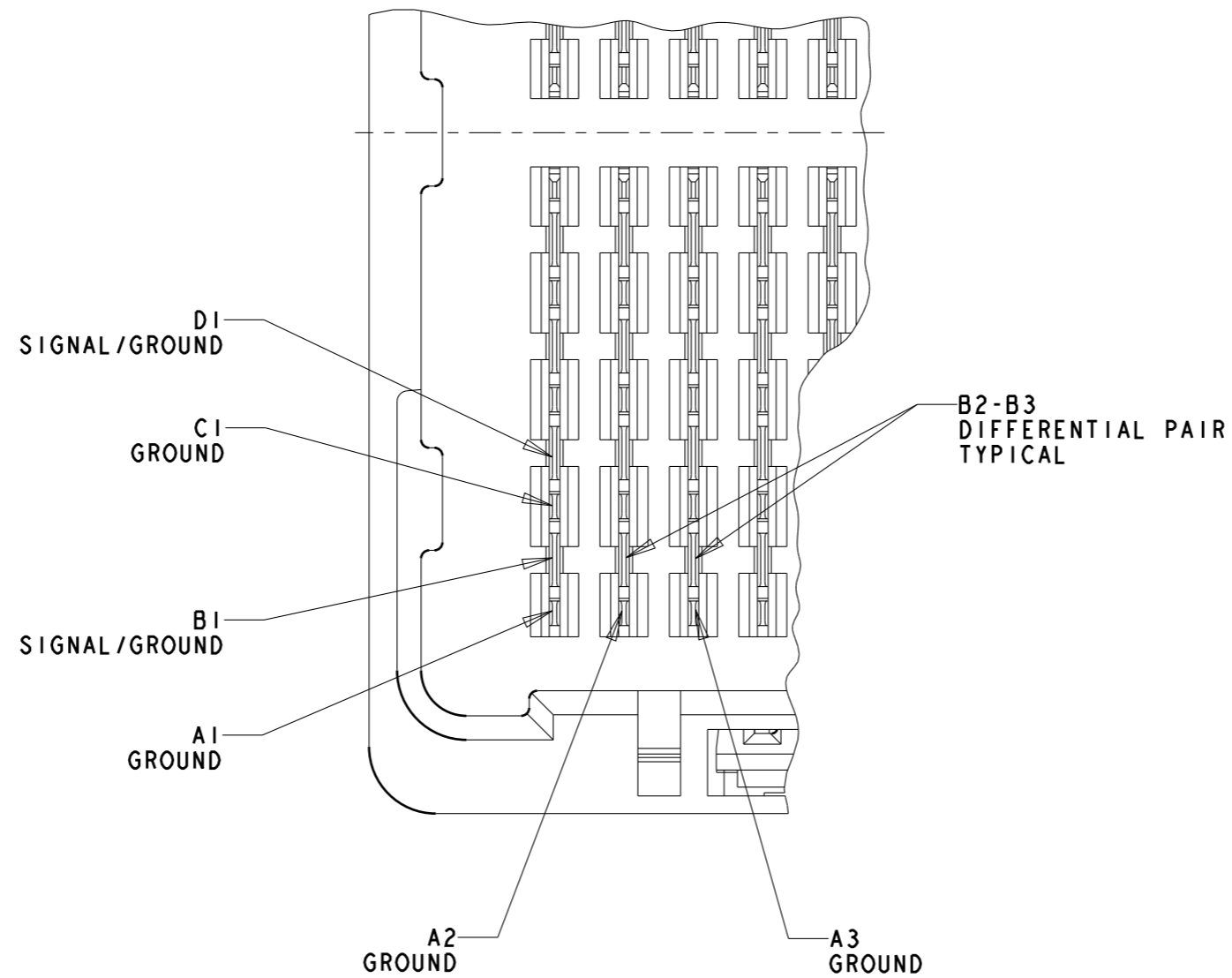
BY TYCO ELECTRONICS CORPORATION, ALL RIGHTS RESERVED.

LOC
DY

DIST
-

REVISIONS

P	LTR	DESCRIPTION	DATE	DWN	APVD
-	-	SEE SHEET 1	-	-	-



PLUG INTERFACE
SCALE 8:1

THIS DRAWING IS A CONTROLLED DOCUMENT FOR TYCO ELECTRONICS CORPORATION
IT IS SUBJECT TO CHANGE AND THE CONTROLLING ENGINEERING ORGANIZATION
SHOULD BE CONTACTED FOR THE LATEST REVISION.

DIMENSIONS:	TOLERANCES UNLESS OTHERWISE SPECIFIED:
mm	
	0 PLC ±.3
	1 PLC ±0.10
	2 PLC ±0.050
	3 PLC ±.3
	4 PLC ±.3
	ANGLES ±2°
MATERIAL -	FINISH -

DWN	P BRANDBERG	10 JAN 05
CHK	D WERTZ	12 JAN 05
APVD	D WERTZ	12 JAN 05
PRODUCT SPEC	-	-
APPLICATION SPEC	-	-
WEIGHT	-	-

		Tyco Electronics Singapore	
NAME STEP-Z PLUG ASSEMBLY, 296 SIGNAL POSITION			
SIZE	CAGE CODE	DRAWING NO	RESTRICTED TO
A3	00779	C-1761616	-

CUSTOMER DRAWING	SCALE -	SHEET 4 OF 4	REV A5
------------------	---------	--------------	--------



Компания «ЭлектроПласт» предлагает заключение долгосрочных отношений при поставках импортных электронных компонентов на взаимовыгодных условиях!

Наши преимущества:

- Оперативные поставки широкого спектра электронных компонентов отечественного и импортного производства напрямую от производителей и с крупнейших мировых складов;
- Поставка более 17-ти миллионов наименований электронных компонентов;
- Поставка сложных, дефицитных, либо снятых с производства позиций;
- Оперативные сроки поставки под заказ (от 5 рабочих дней);
- Экспресс доставка в любую точку России;
- Техническая поддержка проекта, помощь в подборе аналогов, поставка прототипов;
- Система менеджмента качества сертифицирована по Международному стандарту ISO 9001;
- Лицензия ФСБ на осуществление работ с использованием сведений, составляющих государственную тайну;
- Поставка специализированных компонентов (Xilinx, Altera, Analog Devices, Intersil, Interpoint, Microsemi, Aeroflex, Peregrine, Syfer, Eurofarad, Texas Instrument, Miteq, Cobham, E2V, MA-COM, Hittite, Mini-Circuits, General Dynamics и др.);

Помимо этого, одним из направлений компании «ЭлектроПласт» является направление «Источники питания». Мы предлагаем Вам помощь Конструкторского отдела:

- Подбор оптимального решения, техническое обоснование при выборе компонента;
- Подбор аналогов;
- Консультации по применению компонента;
- Поставка образцов и прототипов;
- Техническая поддержка проекта;
- Защита от снятия компонента с производства.



Как с нами связаться

Телефон: 8 (812) 309 58 32 (многоканальный)

Факс: 8 (812) 320-02-42

Электронная почта: org@eplast1.ru

Адрес: 198099, г. Санкт-Петербург, ул. Калинина, дом 2, корпус 4, литера А.