

Power PCB relay OMI/OMIH

- 1 pole 10/16A, 1 form A (NO) or 1 form C (CO) contact
- Meet 5000V dielectric voltage between coil and contacts
- Meet 10000V surge voltage between coil and contacts

Typical applications
Home appliances, office machines



Approvals

VDE 40005414, UL E58304, CSA LR48471, SEMKO 613298(OMI), SEMKO 903200(OMIH), CQC 08001024660

Technical data of approved types on request

| Contact Data | OMI | OMIH |
|---|---|----------------------|
| Contact arrangement | 1 form A (NO), 1 form C (CO) | |
| Rated voltage | 250VAC | |
| Max. switching voltage | 30VDC, 250VAC | |
| Rated current | 10A | 16A |
| Switching power | 2500VA, 300W | 4000VA, 480W |
| Contact material | AgSnO | |
| Min. recommended contact load | 100mA, 5VDC | |
| Initial contact resistance | 100mOhm at 1A 6VDC | |
| Frequency of operation, with/without load | 1800/18000h ⁻¹ | |
| Operate/release time max. | | |
| standard coil: | 15/8ms | |
| sensitive coil: | 20/8ms | |
| Electrical endurance | | |
| OMI : NO 10A, 250VAC, resistive, | 100x10 ³ ops. | |
| OMIH :NO 16A, 250VAC, resistive, | 100x10 ³ ops. | |
| OMI : NC 5A, 250VAC, resistive, | 100x10 ³ ops. | |
| OMIH :NC 8A, 250VAC, resistive, | 100x10 ³ ops. | |
| Contact ratings | 10A, 250VAC (NO) 5A, 250VAC (NC) | 16A, 250VAC/30VDC |
| Mechanical endurance | 10x10 ⁶ operations | |

Coil Data

| | |
|-------------------------------------|---------------|
| Coil voltage range | 5 to 48VDC |
| Coil insulation system according UL | class 105 (A) |

Coil Data (continued)

Coil versions, DC coil

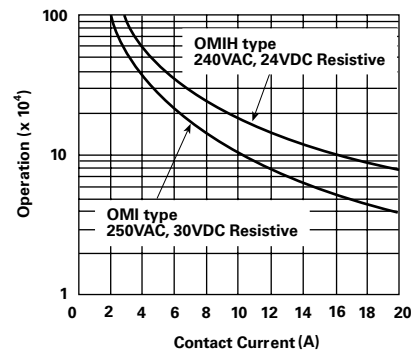
| Coil code | Rated voltage VDC | Operate voltage VDC | Release voltage VDC | Coil resistance Ω±10% | Rated coil power mW |
|------------------------------|-------------------|---------------------|---------------------|-----------------------|---------------------|
| Standard coil, 720mW | | | | | |
| 05 | 5 | 3.5 | 0.25 | 36 | 720 |
| 06 | 6 | 4.2 | 0.3 | 48.5 | 720 |
| 09 | 9 | 6.3 | 0.45 | 115 | 720 |
| 12 | 12 | 8.4 | 0.6 | 200 | 720 |
| 24 | 24 | 16.8 | 1.2 | 820 | 720 |
| 48 | 48 | 33.6 | 2.4 | 3300 | 720 |
| Sensitive coil, 540mW | | | | | |
| 05 | 5 | 3.75 | 0.25 | 48.5 | 540 |
| 06 | 6 | 4.5 | 0.3 | 68 | 540 |
| 09 | 9 | 6.75 | 0.45 | 155 | 540 |
| 12 | 12 | 9.0 | 0.6 | 270 | 540 |
| 24 | 24 | 18.0 | 1.2 | 1100 | 540 |
| 48 | 48 | 36.0 | 2.4 | 4400 | 540 |

All figures are given for coil without pre-energization, at ambient temperature +23°C.

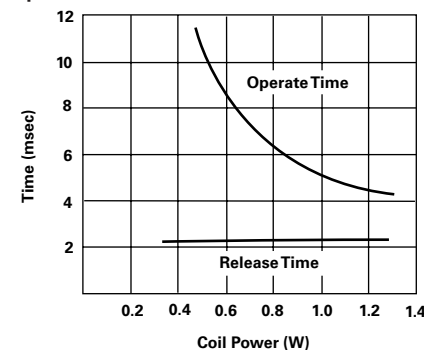
Insulation Data

| | |
|---------------------------------|----------------------|
| Initial dielectric strength | |
| between open contacts | 1000V _{rms} |
| between contact and coil | 5000V _{rms} |
| Initial surge withstand voltage | |
| between contact and coil | 10000V |
| Initial insulation resistance | 1000MΩ |
| Clearance/creepage | |
| between contact and coil | ≥ 5.5/8mm |

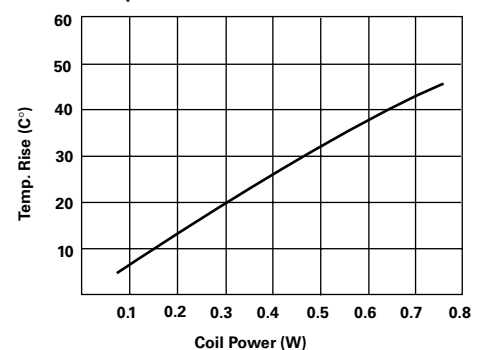
Electrical endurance



Operate time



Coil temperature rise



Power PCB relay OMI/OMIH (Continued)

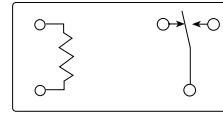
Other Data

Material compliance: EU RoHS/ELV, China RoHS, REACH, Halogen content refer to the Product Compliance Support Center at www.te.com/customersupport/rohssupportcenter

| | |
|--------------------------------------|--|
| Ambient temperature | |
| standard coil | -30 to 60°C |
| sensitive coil | -30 to 70°C |
| Category of environmental protection | |
| IEC 61810 | RTII - flux proof, RTIII - wash tight |
| Vibration resistance (functional) | 10 to 50Hz, 1.5mm double amplitude |
| Shock resistance (functional) | |
| IEC 60068-2-27 (half sine) | 98m/s ² , 11ms |
| Terminal type | PCB-THT |
| Weight | 13g |
| Resistance to soldering heat THT | |
| IEC 60068-2-20 | 260°C/5s |
| Packaging/unit | box/1000 pcs. |

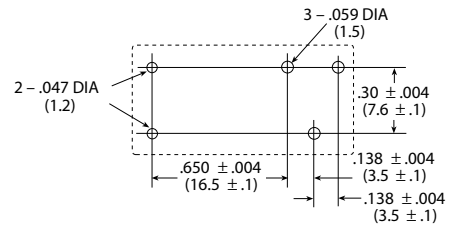
Terminal assignment

Bottom view on solder pins

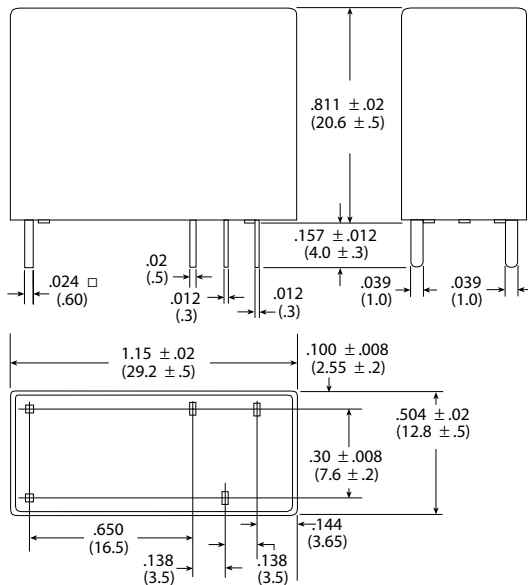


PCB layout

Bottom view on solder pins



Dimensions



Product code structure

Typical product code

OMI -SS -1 12 D 1 ,300

| | | |
|----------------------------|---|---|
| Type | OMI / OMIH Power PCB Relay OMI / OMIH | |
| Sealing | SS Flux proof | SH Wash tight |
| Pole | 1 1pole | |
| Coil | Coil code: please refer to coil versions table | |
| Coil power | D Standard 720mW | L Sensitive 540mW |
| Contact arrangement | 1 OMIH : 1 form C (CO) AgSnO M OMIH : 1 form A (NO), AgSnO | M1 OMI : 1form A (NO), AgSnO |
| Suffix | Blank Standard (OMI) | 300 Standard OMIH, 1 form C (CO), flux proof 394 Standard OMIH, 1form A (NO), wash tight |

Power PCB relay OMI/OMIH (Continued)

| Product code | Version | Contact | Cont.material | Coil power | Coil voltage | Sealing | Part number | |
|-------------------|---------|---------------|---------------|------------|--------------|------------|-------------|-------------|
| OMI-SS-105DM1 | 10A | 1 form A (NO) | AgSnO | 720mW | 5VDC | Flux proof | 1721129-3 | |
| OMI-SS-112DM1 | | | | | 12VDC | | 1721129-9 | |
| OMI-SS-124DM1 | | | | | 24VDC | | 1-1721129-3 | |
| OMI-SS-105LM1 | | | | 540mW | 5VDC | | 1721129-4 | |
| OMI-SS-112LM1 | | | | | 12VDC | | 1-1721129-0 | |
| OMI-SS-124LM1 | | | | | 24VDC | | 1-1721129-4 | |
| OMI-SS-105D1 | | 1 form C (CO) | | | 720mW | 5VDC | | 1721130-3 |
| OMI-SS-112D1 | | | | | | 12VDC | 1721130-9 | |
| OMI-SS-124D1 | | | | | | 24VDC | 1-1721130-3 | |
| OMI-SS-105L1 | | | | | 540mW | 5VDC | 1721130-4 | |
| OMI-SS-112L1 | | | | | | 12VDC | 1-1721130-0 | |
| OMI-SS-124L1 | | | | | | 24VDC | 1-1721130-4 | |
| OMI-SH-105DM1 | | 1 form A (NO) | | 720mW | 5VDC | Wash tight | 1-1721129-9 | |
| OMI-SH-112DM1 | | | | | 12VDC | | 2-1721129-5 | |
| OMI-SH-124DM1 | | | | | 24VDC | | 2-1721129-9 | |
| OMI-SH-105LM1 | | | | 540mW | 5VDC | | 2-1721129-0 | |
| OMI-SH-112LM1 | | | | | 12VDC | | 2-1721129-6 | |
| OMI-SH-124LM1 | | | | | 24VDC | | 3-1721129-0 | |
| OMI-SH-105D1 | | 1 form C (CO) | | | 720mW | 5VDC | | 1-1721130-9 |
| OMI-SH-112D1 | | | | | | 12VDC | 2-1721130-5 | |
| OMI-SH-124D1 | | | | | | 24VDC | 2-1721130-9 | |
| OMI-SH-105L1 | | | | | 540mW | 5VDC | 2-1721130-0 | |
| OMI-SH-112L1 | | | | | | 12VDC | 2-1721130-6 | |
| OMI-SH-124L1 | | | | | | 24VDC | 3-1721130-0 | |
| OMIH-SS-105DM,300 | 16A | 1 form A (NO) | | 720mW | 5VDC | Flux proof | 1461022-5 | |
| OMIH-SS-112DM,300 | | | | | 12VDC | | 8-1440000-4 | |
| OMIH-SS-124DM,300 | | | | | 24VDC | | 8-1440000-9 | |
| OMIH-SS-105LM,300 | | | | 540mW | 5VDC | | 2-1419153-1 | |
| OMIH-SS-112LM,300 | | | | | 12VDC | | 8-1440000-6 | |
| OMIH-SS-124LM,300 | | | | | 24VDC | | 2-1419153-2 | |
| OMIH-SS-105D1,300 | | 1 form C (CO) | | | 720mW | 5VDC | | 1721535-1 |
| OMIH-SS-112D1,300 | | | | | | 12VDC | 1721535-4 | |
| OMIH-SS-124D1,300 | | | | | | 24VDC | 1721535-7 | |
| OMIH-SS-105L1,300 | | | | | 540mW | 5VDC | 1721535-2 | |
| OMIH-SS-112L1,300 | | | | | | 12VDC | 1721535-5 | |
| OMIH-SS-124L1,300 | | | | | | 24VDC | 1721535-8 | |
| OMIH-SH-105DM,394 | | 1 form A (NO) | | 720mW | 5VDC | Wash tight | 1-1461373-5 | |
| OMIH-SH-112DM,394 | | | | | 12VDC | | 1-1461373-8 | |
| OMIH-SH-124DM,394 | | | | | 24VDC | | 1-1461373-9 | |
| OMIH-SH-105LM,394 | | | | 540mW | 5VDC | | 6-1440000-7 | |
| OMIH-SH-112LM,394 | | | | | 12VDC | | 7-1440000-1 | |
| OMIH-SH-124LM,394 | | | | | 24VDC | | 1461373-3 | |
| OMIH-SH-105D1,300 | | 1 form C (CO) | | | 720mW | 5VDC | | 1-1721535-1 |
| OMIH-SH-112D1,300 | | | | | | 12VDC | 1-1721535-4 | |
| OMIH-SH-124D1,300 | | | | | | 24VDC | 1-1721535-7 | |
| OMIH-SH-105L1,300 | | | | | 540mW | 5VDC | 1-1721535-2 | |
| OMIH-SH-112L1,300 | | | | | | 12VDC | 1-1721535-5 | |
| OMIH-SH-124L1,300 | | | | | | 24VDC | 1-1721535-8 | |



Компания «ЭлектроПласт» предлагает заключение долгосрочных отношений при поставках импортных электронных компонентов на взаимовыгодных условиях!

Наши преимущества:

- Оперативные поставки широкого спектра электронных компонентов отечественного и импортного производства напрямую от производителей и с крупнейших мировых складов;
- Поставка более 17-ти миллионов наименований электронных компонентов;
- Поставка сложных, дефицитных, либо снятых с производства позиций;
- Оперативные сроки поставки под заказ (от 5 рабочих дней);
- Экспресс доставка в любую точку России;
- Техническая поддержка проекта, помощь в подборе аналогов, поставка прототипов;
- Система менеджмента качества сертифицирована по Международному стандарту ISO 9001;
- Лицензия ФСБ на осуществление работ с использованием сведений, составляющих государственную тайну;
- Поставка специализированных компонентов (Xilinx, Altera, Analog Devices, Intersil, Interpoint, Microsemi, Aeroflex, Peregrine, Syfer, Eurofarad, Texas Instrument, Miteq, Cobham, E2V, MA-COM, Hittite, Mini-Circuits, General Dynamics и др.);

Помимо этого, одним из направлений компании «ЭлектроПласт» является направление «Источники питания». Мы предлагаем Вам помощь Конструкторского отдела:

- Подбор оптимального решения, техническое обоснование при выборе компонента;
- Подбор аналогов;
- Консультации по применению компонента;
- Поставка образцов и прототипов;
- Техническая поддержка проекта;
- Защита от снятия компонента с производства.



Как с нами связаться

Телефон: 8 (812) 309 58 32 (многоканальный)

Факс: 8 (812) 320-02-42

Электронная почта: org@eplast1.ru

Адрес: 198099, г. Санкт-Петербург, ул. Калинина, дом 2, корпус 4, литера А.