

NON (250V) 1/8-600A, General Purpose Fuses



Description: Basic protection 250V NON Class K5 and H general purpose, non-current-limiting, one-time fuses.

Catalog Symbol: NON-(amp)

Ratings:

- Volts — 250Vac
- 125Vdc (1/8-100A)
- Amps — 1/8-600A
- IR — 50kA Vac RMS Sym. (1/8-60A)
- 10kA Vac RMS Sym. (65-600A)
- 50kA Vdc (1/8-60A)
- 10kA Vdc (65-100A)

Agency Information:

CE, UL Listed, Class K5 (1/8-60A), Std. 248-9, Class H (65-600A), Std. 248-6 (125Vdc 1/8-100A), UL Guide JDDZ, File E4274

CSA Certified, Class 1421-01, File 53787 (1/8-12A, 65-600A)[†]

[†] For CSA Certified 15-60A, see PON Data Sheet # 4126.

Catalog Numbers (amps)

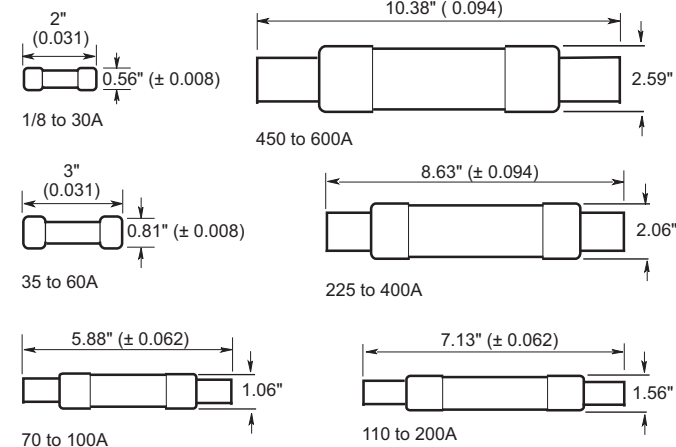
NON-1/8	NON-3	NON-12	NON-65	NON-200
NON-1/4	NON-3 ¹ / ₁₀	NON-15	NON-70	NON-225
NON-3/4	NON-4	NON-20	NON-75	NON-250
NON-9/10	NON-5	NON-25	NON-80	NON-300
NON-1	NON-6	NON-30	NON-90	NON-350
NON-1 1/4	NON-6 1/4	NON-35	NON-100	NON-400
NON-1 1/2	NON-7	NON-40	NON-110	NON-450
NON-1 3/10	NON-8	NON-45	NON-125	NON-500
NON-2	NON-9	NON-50	NON-150	NON-600
NON-2 1/2	NON-10	NON-60	NON-175	

Carton Quantity and Weight

Amp Rating	Carton Qty.
1/8-30	10
35-60	10
65-100	5
110-200	1
225-400	1
450-600	1

Dimensions – in

All Diameters ± 0.008



Features:

- Protect lighting, heating and other circuits not subject to temporary surges and where available short-circuit currents are relatively low
- NON one-time fuses do not have any appreciable degree of time-delay and thus should **not** be specified in circuits where large transients or motor overloads occur. Use Bussmann advanced protection FUSETRON™ FRN-R or ultimate protection Low-Peak™ LPN-RK dual-element, time-delay fuses.
- For general purpose circuits, size at amp rating of circuit
- For motor circuits, size at 300% to 400% according to the NEC® motor ampacity tables 430.247 to 430.250, per 430.6(A)(1)

Recommended Fuse Blocks

Fuse Amps	1-Pole	2-Pole	3-Pole
0-30	H25030-1	H25030-2	H25030-3
35-60	H25060-1	H25060-2	H25060-3
70-100	HM25100-1CR	HM25100-2CR	HM25100-3CR
110-200	HM25200-1CR	HM25200-2CR	HM25200-3CR
225-400	HM25400-1CR	HM25400-2CR	HM25400-3CR
450-600	HM25600-1CR	HM25600-2CR	HM25600-3CR

For additional information on 250 volt fuse blocks, see Data Sheet # 1112 (H250) and product brochure # 3192 (HM Series).

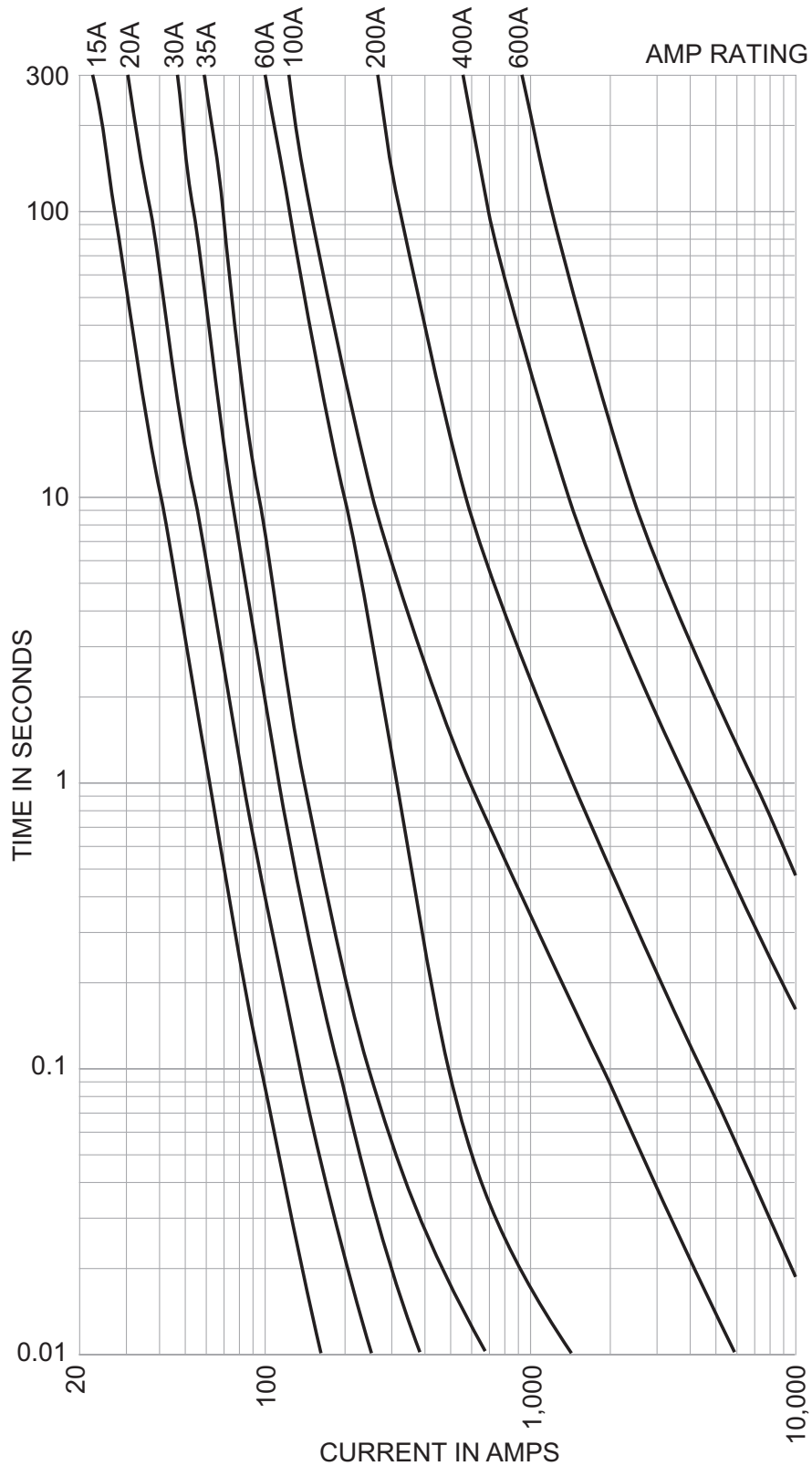
Fuse Reducers For Class R Fuses

Equipment Fuse Clips	Desired Fuse (Case) Size	Catalog Numbers (Pairs) 250V
60A	30A	NO.263
100A	30A	NO.213
	60A	NO.216
200A	60A	NO.226
200A	100A	NO.2621
400A	100A	NO.2641
	200A	NO.2642

For additional information on Class K5 & H fuse reducers, see Data Sheet # 1118.

NON (250V) 1/8-600A, General Purpose Fuses

Time-Current Curves - Average Melt



NON/NOS, 600/250Vac Class K5 & H



NOS (600V), 1-600A, General Purpose Fuses



Description: Basic protection 600V NOS Class K5 and H general purpose, non-current-limiting, one-time fuses.

Catalog Symbol: NOS-(amp)

Ratings:

- Volts — 600Vac
- Amps — 1-600A
- IR — 50kA Vac RMS Sym. (1-60A)
- 10kA Vac RMS Sym. (70-600A)

Agency Information:

CE, UL Listed, Class K5 (1-60A), Std. 248-9,
Class H (70-600A), Std. 248-6, UL Guide JDDZ, File E4273
CSA Certified, Class 1421-01, File 53787

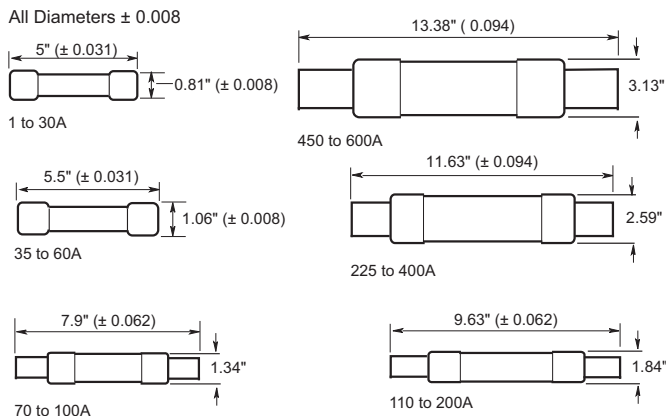
Catalog Numbers (amps)

NOS-1	NOS-9	NOS-40	NOS-100	NON-300
NOS-2	NOS-10	NOS-45	NOS-110	NOS-350
NOS-3	NOS-12	NOS-50	NOS-125	NOS-400
NOS-4	NOS-15	NOS-60	NOS-150	NOS-450
NOS-5	NOS-20	NOS-70	NOS-175	NOS-500
NOS-6	NOS-25	NOS-75	NOS-200	NOS-600
NOS-7	NOS-30	NOS-80	NOS-225	
NOS-8	NOS-35	NOS-90	NOS-250	

NOS 600V Carton Quantity and Weight

Amp Rating	Carton Qty.
1-30	10
35-60	10
70-100	5
110-200	1
225-400	1
450-600	1

Dimensions – in



Features:

- Protect lighting, heating and other circuits not subject to temporary surges and where available short-circuit currents are relatively low
- NOS one-time fuses do not have any appreciable degree of time-delay and thus should **not** be specified in circuits where large transients or motor overloads occur. Use Bussmann advanced protection FUSETRON™ LPS-R or ultimate protection Low-Peak™ LPS-RK dual-element, time-delay fuses.
- For general purpose circuits, size at amp rating of circuit
- For motor circuits, size at 300% to 400% according to the NEC® motor ampacity tables 430.247 to 430.250, per 430.6(A)(1)

Recommended Fuse Blocks

Fuse Amps	1-Pole	2-Pole	3-Pole
0-30	H60030-1	H60030-2	H60030-3
35-60	H60060-1	H60060-2	H60060-3
70-100	HM60100-1CR	HM60100-2CR	HM60100-3CR
110-200	HM60200-1CR	HM60200-2CR	HM60200-3CR
225-400	HM60400-1CR	HM60400-2CR	HM60400-3CR
450-600	HM60600-1CR	HM60600-2CR	HM60600-3CR

For additional information on 600 volt fuse blocks, see Data Sheet # 1112 (H) and product brochure # 3192 (HM Series).

Fuse Reducers For Class R Fuses

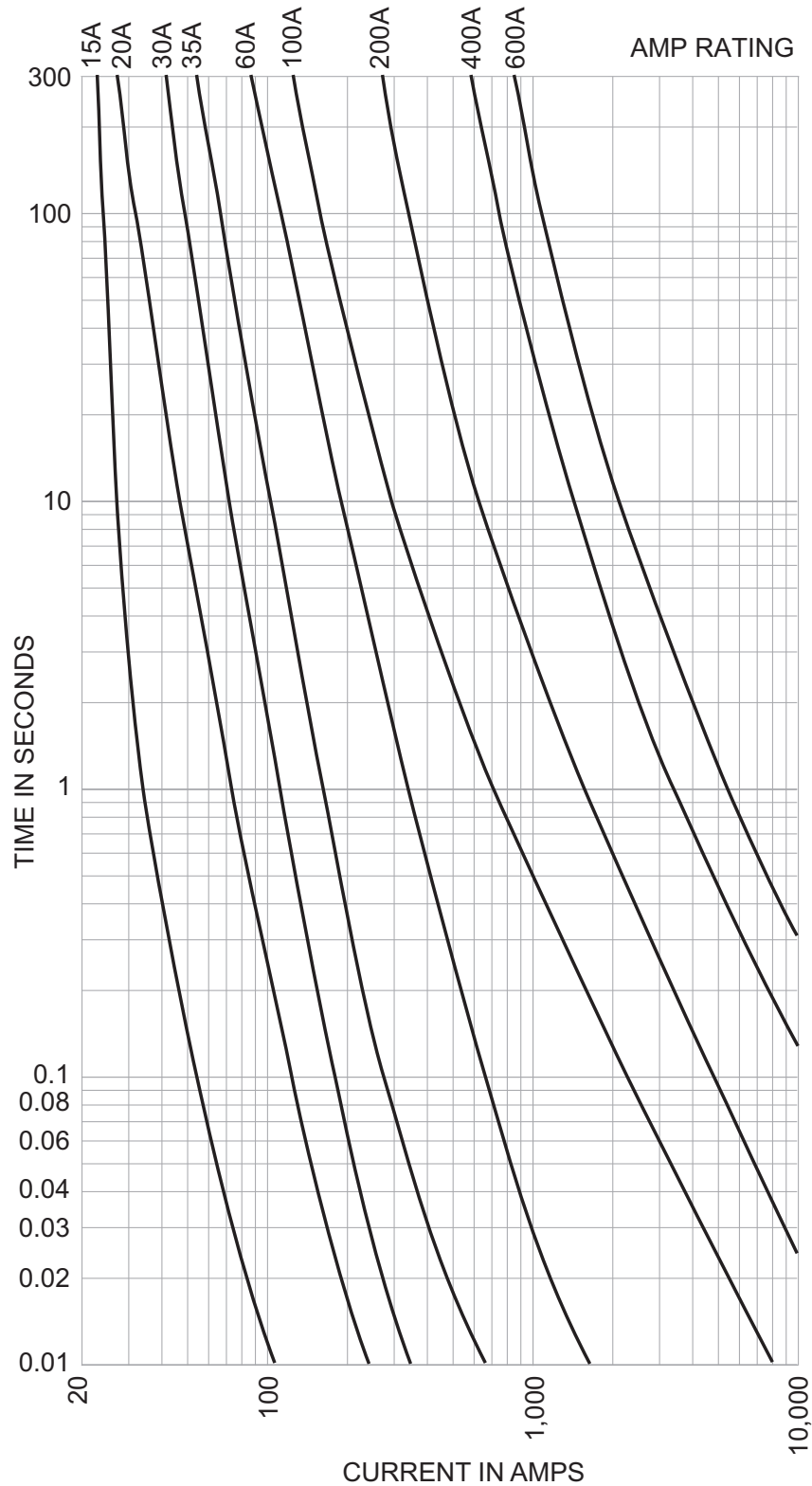
Equipment Fuse Clips	Desired Fuse (Case) Size	Catalog Numbers (Pairs) 250V
60A	30A	NO.663
100A	30A	NO.216
	60A	NO.616
200A	60A	NO.626
200A	100A	NO.2621
400A	100A	NO.2641
	200A	NO.2642

For additional information on Class R fuse reducers, see Data Sheet # 1118.

The only controlled copy of this Data Sheet is the electronic read-only version located on the Cooper Bussmann Network Drive. All other copies of this document are by definition uncontrolled. This bulletin is intended to clearly present comprehensive product data and provide technical information that will help the end user with design applications. Cooper Bussmann reserves the right, without notice, to change design or construction of any products and to discontinue or limit distribution of any products. Cooper Bussmann also reserves the right to change or update, without notice, any technical information contained in this bulletin. Once a product has been selected, it should be tested by the user in all possible applications.

NOS (600V), 1-600A, General Purpose Fuses

Time-Current Curves - Average Melt



The only controlled copy of this Data Sheet is the electronic read-only version located on the Cooper Bussmann Network Drive. All other copies of this document are by definition uncontrolled. This bulletin is intended to clearly present comprehensive product data and provide technical information that will help the end user with design applications. Cooper Bussmann reserves the right, without notice, to change design or construction of any products and to discontinue or limit distribution of any products. Cooper Bussmann also reserves the right to change or update, without notice, any technical information contained in this bulletin. Once a product has been selected, it should be tested by the user in all possible applications.



Компания «ЭлектроПласт» предлагает заключение долгосрочных отношений при поставках импортных электронных компонентов на взаимовыгодных условиях!

Наши преимущества:

- Оперативные поставки широкого спектра электронных компонентов отечественного и импортного производства напрямую от производителей и с крупнейших мировых складов;
- Поставка более 17-ти миллионов наименований электронных компонентов;
- Поставка сложных, дефицитных, либо снятых с производства позиций;
- Оперативные сроки поставки под заказ (от 5 рабочих дней);
- Экспресс доставка в любую точку России;
- Техническая поддержка проекта, помощь в подборе аналогов, поставка прототипов;
- Система менеджмента качества сертифицирована по Международному стандарту ISO 9001;
- Лицензия ФСБ на осуществление работ с использованием сведений, составляющих государственную тайну;
- Поставка специализированных компонентов (Xilinx, Altera, Analog Devices, Intersil, Interpoint, Microsemi, Aeroflex, Peregrine, Syfer, Eurofarad, Texas Instrument, Miteq, Cobham, E2V, MA-COM, Hittite, Mini-Circuits, General Dynamics и др.);

Помимо этого, одним из направлений компании «ЭлектроПласт» является направление «Источники питания». Мы предлагаем Вам помощь Конструкторского отдела:

- Подбор оптимального решения, техническое обоснование при выборе компонента;
- Подбор аналогов;
- Консультации по применению компонента;
- Поставка образцов и прототипов;
- Техническая поддержка проекта;
- Защита от снятия компонента с производства.



Как с нами связаться

Телефон: 8 (812) 309 58 32 (многоканальный)

Факс: 8 (812) 320-02-42

Электронная почта: org@eplast1.ru

Адрес: 198099, г. Санкт-Петербург, ул. Калинина, дом 2, корпус 4, литера А.