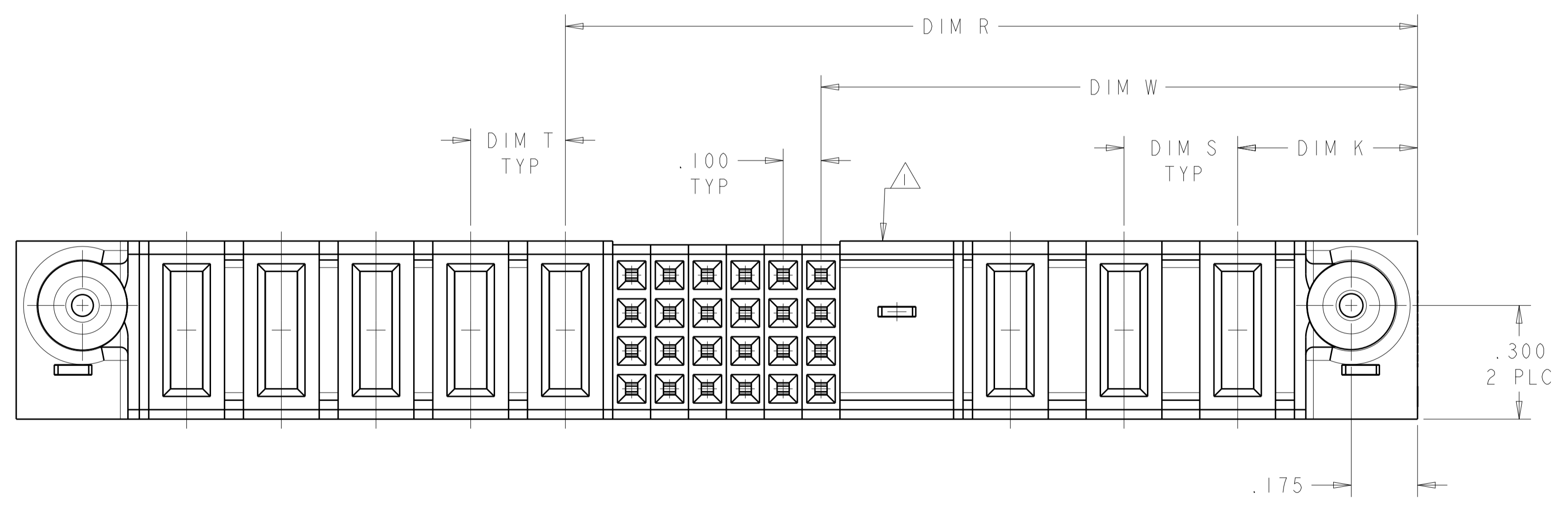
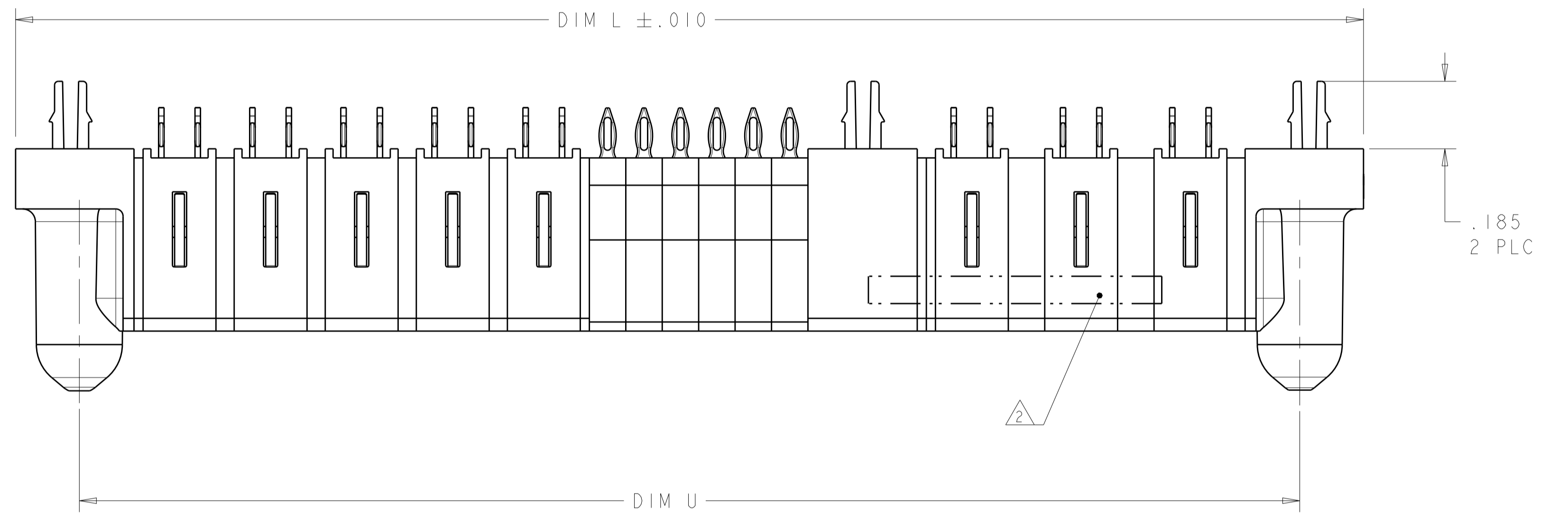
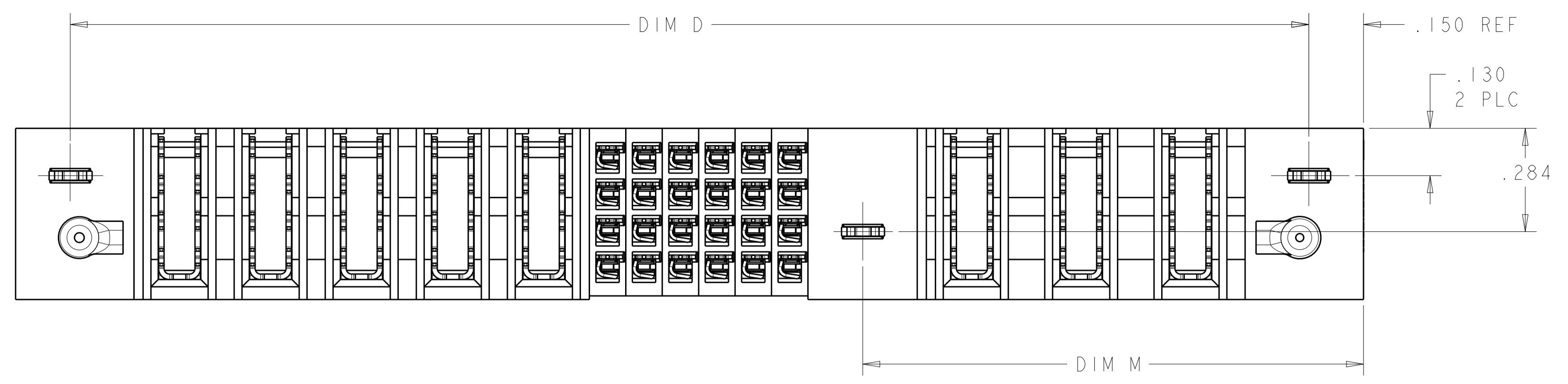
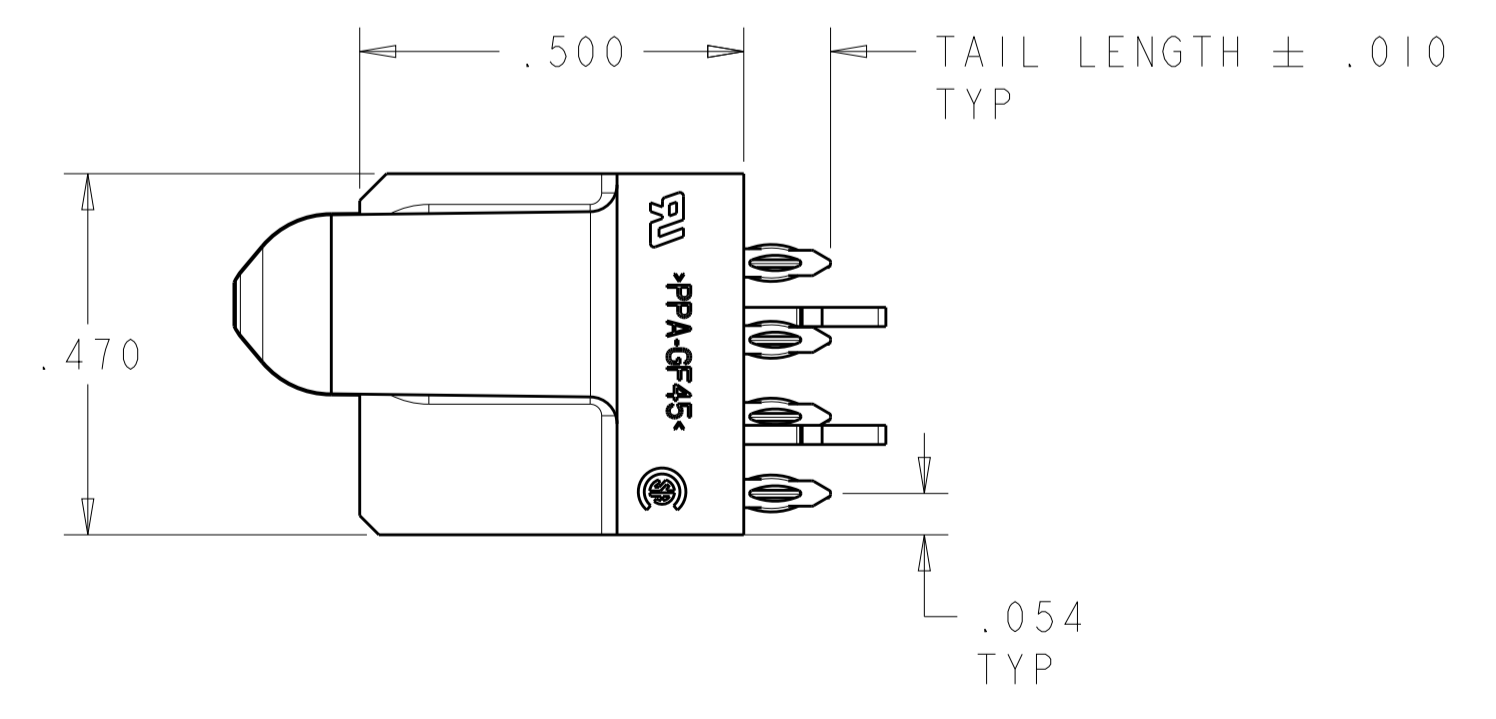


LOC		DIST		REVISIONS			
ES	00	P	LTN	DESCRIPTION	DATE	DWN	APVD
		U3		REV PER ECR-13-015977	14OCT2013	CZ	SZ



- 1 OPTIONAL CENTER MODULE, WITH Ø.150 THRU HOLE OR HOLD DOWN FEATURE
- 2 "AMP", PART NUMBER, AND DATE CODE TO BE MARKED IN AREA SHOWN MARKING ON BOTH SIDES PERMITTED FOR PARTS UNDER 2.00 LONG
- 3 MATERIAL: HOUSING - GLASS FILLED HIGH TEMP THERMO PLASTIC, UL94 V-0, BLACK
 SIGNAL CONTACT - HIGH CONDUCTIVITY COPPER ALLOY
 POWER CONTACT - HIGH CONDUCTIVITY COPPER ALLOY
- 4 CONTACT PLATING: NOBLE METAL PLATING ON CONTACT FUNCTIONAL AREA OF POWER AND SIGNAL CONTACTS
- 5 MECHANICAL CONNECTOR KEEP OUT ZONE
- 6 DATUM AND BASIC DIMENSIONS ESTABLISHED BY CUSTOMER
- 7 PCB - ALL HOLE DIAMETERS ARE FINISHED HOLE SIZES
- 8 PCB - .0453 ±.0010 DRILLED HOLES PLATED WITH .0003 MIN Sn OVER .001 TO .003 PLATING TO ACHIEVE A .040 HOLE
- 9 VARIABLE DIMENSION SHOWN ON VIEW (SHEET 7, 10)




THIS DRAWING IS A CONTROLLED DOCUMENT.		DWN R. GRZYBOWSKI 02MAY05	TE Connectivity	
DIMENSIONS: INCHES		CHK M. PERCHERKE 02MAY05		
TOLERANCES UNLESS OTHERWISE SPECIFIED: 0 PLC ±. 1 PLC ±.01 2 PLC ±.01 3 PLC ±.005 4 PLC ±.0020 ANGLES ±.0°		APVD M. PERCHERKE	NAME VERTICAL RECEPTACLE ASSEMBLY WITH GUIDES, MULTI-BEAM XL	
MATERIAL FINISH		PRODUCT SPEC 108-1973	SIZE A1	
CUSTOMER DRAWING		APPLICATION SPEC 114-13038	CAGE CODE DRAWING NO 6450550	
SCALE 4:1		WEIGHT	RESTRICTED TO	
SHEET 1 OF 23		REV U3		

LOC	DIST	REVISIONS					
ES	00	P	LTN	DESCRIPTION	DATE	DWN	APVD
		-		SEE SHEET 1			

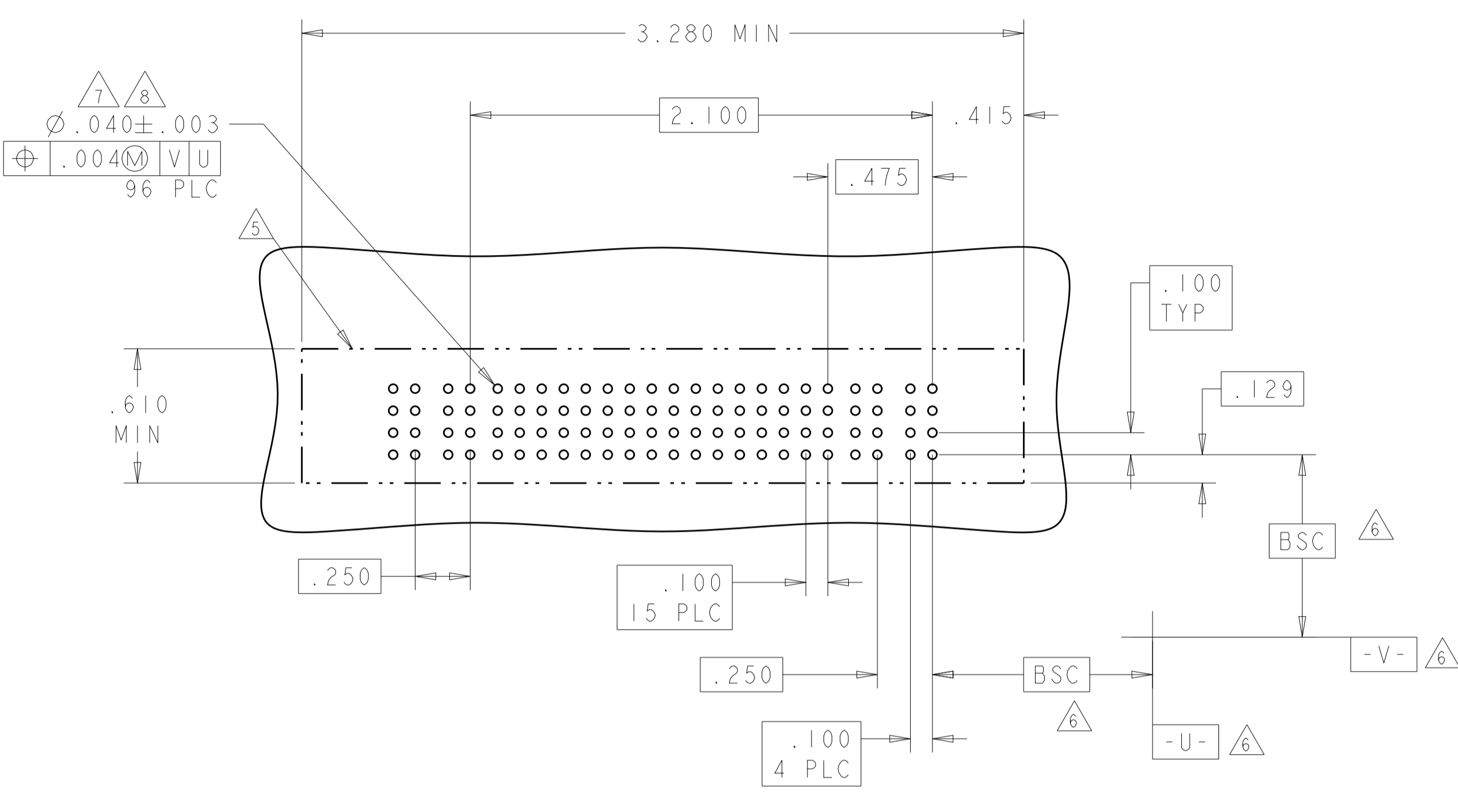
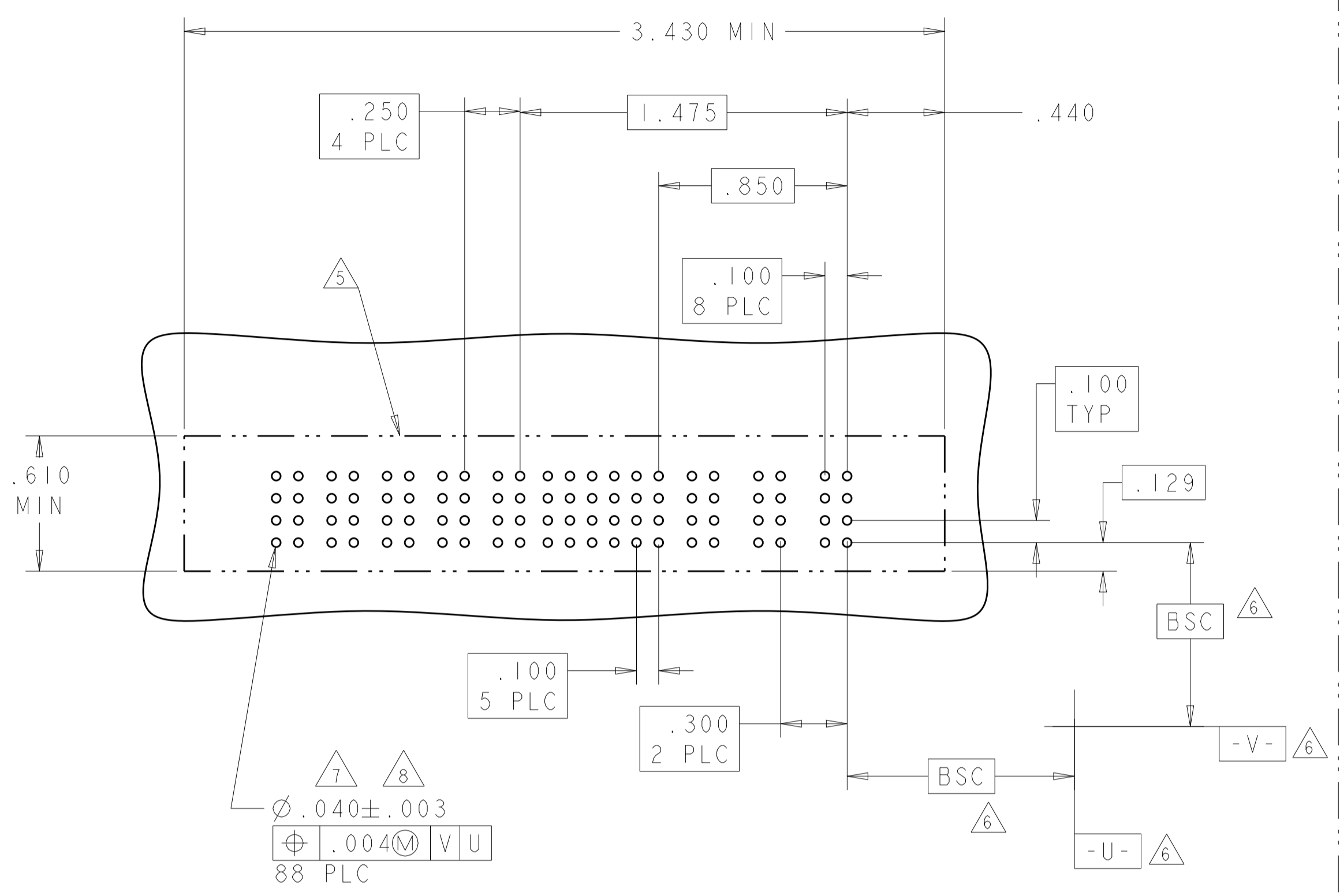
-	4.300	4.250	.250	.250	3.150	1.875	4.600	.450	6P + 48S + 5P	7-6450550-3
-	3.850	3.800	.250	.250	2.950	1.375	4.150	.450	4P + 60S + 4P	7-6450550-2
-	1.950	1.900	.250	.250	1.550	.875	2.250	.450	2P + 24S + 2P	7-6450550-1
-	2.350	2.300	.250	.250	1.700	1.175	2.650	.450	3P + 16S + 3P	6-6450550-9
-	2.650	2.600	.250	.250	2.000	1.125	2.950	.450	3P + 32S + 3P	6-6450550-7
-	2.050	2.000	.250	.250	1.650	.925	2.350	.450	2P + 24S + 2P	6-6450550-6
-	5.450	5.400	.250	.250	3.300	2.625	5.750	.450	9P + 24S + 9P	6-6450550-5
-	2.250	2.20	.250	.250	1.350	.875	2.550	.450	2P + 16S + 4P	6-6450550-4
-	4.450	4.400	.250	.250	2.800	2.125	4.750	.450	7P + 24S + 7P	6-6450550-3
-	-	3.950	.250	.200	2.125	1.025	4.300	.425	3P + 40S + 8P	6-6450550-2
-	5.450	5.400	.250	.250	3.300	2.625	5.750	.450	9P + 24S + 9P	6-6450550-1
-	3.300	3.250	.250	.250	2.400	1.675	3.600	.450	5P + 24S + 4P	6-6450550-0
-	3.300	3.250	.250	.250	2.150	1.425	3.600	.450	4P + 24S + 5P	5-6450550-9
-	2.150	2.100	-	.250	1.750	.875	2.450	.450	2P + 32S + 2P	5-6450550-8
-	3.050	3.000	.250	.250	2.150	1.425	3.350	.450	4P + 24S + 4P	5-6450550-7
-	2.250	2.200	.200	.200	1.725	1.025	2.550	.425	3P + 24S + 3P	5-6450550-6
-	3.300	3.250	.250	.250	2.150	1.425	3.600	.450	4P + 24S + 5P	5-6450550-5
-	2.250	2.200	.250	.250	1.350	.875	2.550	.450	2P + 16S + 4P	5-6450550-4
-	-	3.050	.250	.300	1.950	1.275	3.400	.475	3ACP + 24S + 5P	5-6450550-3
-	1.950	1.900	.250	.250	1.550	.875	2.250	.450	2P + 24S + 2P	5-6450550-0
-	-	6.300	△ ₉	△ ₉	3.925	3.275	6.650	.425	14P + 24S + 12P	4-6450550-9
-	1.950	1.900	.250	.250	1.550	.875	2.250	.450	2P + 24S + 2P	4-6450550-7
-	3.950	3.900	.250	.250	2.550	1.875	4.250	.450	6P + 24S + 6P	4-6450550-5
-	-	2.400	.250	.250	1.550	1.375	2.750	.450	4P + 4S + 4P	4-6450550-2
-	-	2.400	.250	.250	1.550	.875	2.750	.450	2P + 24S + 4P	4-6450550-0
-	-	3.100	.200	.200	2.225	1.375	3.450	.425	5P + 32S + 5P	3-6450550-5
-	-	5.450	△ ₉	△ ₉	3.075	2.425	5.800	.425	10P + 24S + 12P	3-6450550-2
-	3.350	3.300	.250	.250	2.450	1.375	3.650	.450	4P + 40S + 4P	2-6450550-9
-	-	3.100	.200	.200	2.225	1.375	3.450	.425	5P + 32S + 5P	2-6450550-8
-	-	2.100	.250	.300	1.750	1.275	2.450	.475	3ACP + 16S + 2P	2-6450550-4
-	-	2.250	.250	.200	1.900	1.225	2.600	.450	4P + 24S + 2P	1-6450550-9
-	4.325	4.275	.250	△ ₉	3.175	2.500	4.625	.475	2ACP + 6P + 24S + 5P	1-6450550-8
-	-	1.575	-	-	1.425	.700	1.925	.475	1P + 24S + 1P	1-6450550-7
-	-	2.500	.250	.250	2.150	1.425	2.850	.450	4P + 24S + 2P	1-6450550-6
-	1.950	1.900	.250	.250	1.550	.875	2.250	.450	2P + 24S + 2P	1-6450550-5
-	2.850	2.800	.300	.250	2.075	1.375	3.150	.450	4P + 24S + 3ACP	1-6450550-4
-	3.550	3.500	.200	.200	2.225	1.775	3.850	.425	7P + 16S + 7P	1-6450550-3
-	4.450	4.400	.250	.250	4.050	.875	4.750	.450	2P + 124S + 2P	1-6450550-2
-	4.550	4.500	.250	.300	1.650	.975	4.850	.475	2ACP + 24S + 12P	1-6450550-1
-	2.550	2.500	.250	.250	2.150	.875	2.850	.450	2P + 48S + 2P	1-6450550-0
-	-	4.050	.300	.250	3.350	2.875	4.400	.450	10P + 16S + 3ACP	6450550-8
-	-	3.950	.250	.200	2.125	1.025	4.300	.425	3P + 40S + 8P	6450550-7
-	-	4.050	-	.250	3.950	.875	4.400	.450	2P + 120S + 1P	6450550-6
-	-	3.250	-	.250	3.150	.875	3.600	.450	2P + 88S + 1P	6450550-5
-	-	1.400	-	-	1.300	.625	1.750	.450	1P + 24S + 1P	6450550-4
-	-	2.900	.250	.250	2.550	.875	3.250	.450	2P + 64S + 2P	6450550-3
-	-	2.550	.300	.250	1.825	1.125	2.900	.450	3P + 24S + 3ACP	6450550-2
-	-	3.050	.250	.300	1.950	1.275	3.400	.475	3ACP + 24S + 5P	6450550-1
M	D	U	T	S	R	W	L	K	DESCRIPTION	PART NUMBER

U

THIS DRAWING IS A CONTROLLED DOCUMENT.		DWN R. GRZYBOWSKI CHK M. PERCHERKE	02MAY05	 TE Connectivity
DIMENSIONS: INCHES		APVD M. PERCHERKE	02MAY05	
TOLERANCES UNLESS OTHERWISE SPECIFIED: 0 PLC ±. 1 PLC ±.01 2 PLC ±.005 3 PLC ±.002 4 PLC ±.002 ANGLES ±.020 FINISH		PRODUCT SPEC 108-1973 APPLICATION SPEC 114-13038		VERTICAL RECEPTACLE ASSEMBLY WITH GUIDES, MULTI-BEAM XL
MATERIAL FINISH		WEIGHT CUSTOMER DRAWING		
SIZE CAGE CODE DRAWING NO A100779C=6450550			RESTRICTED TO	SCALE 4:1 SHEET 2 OF 23 REV U3

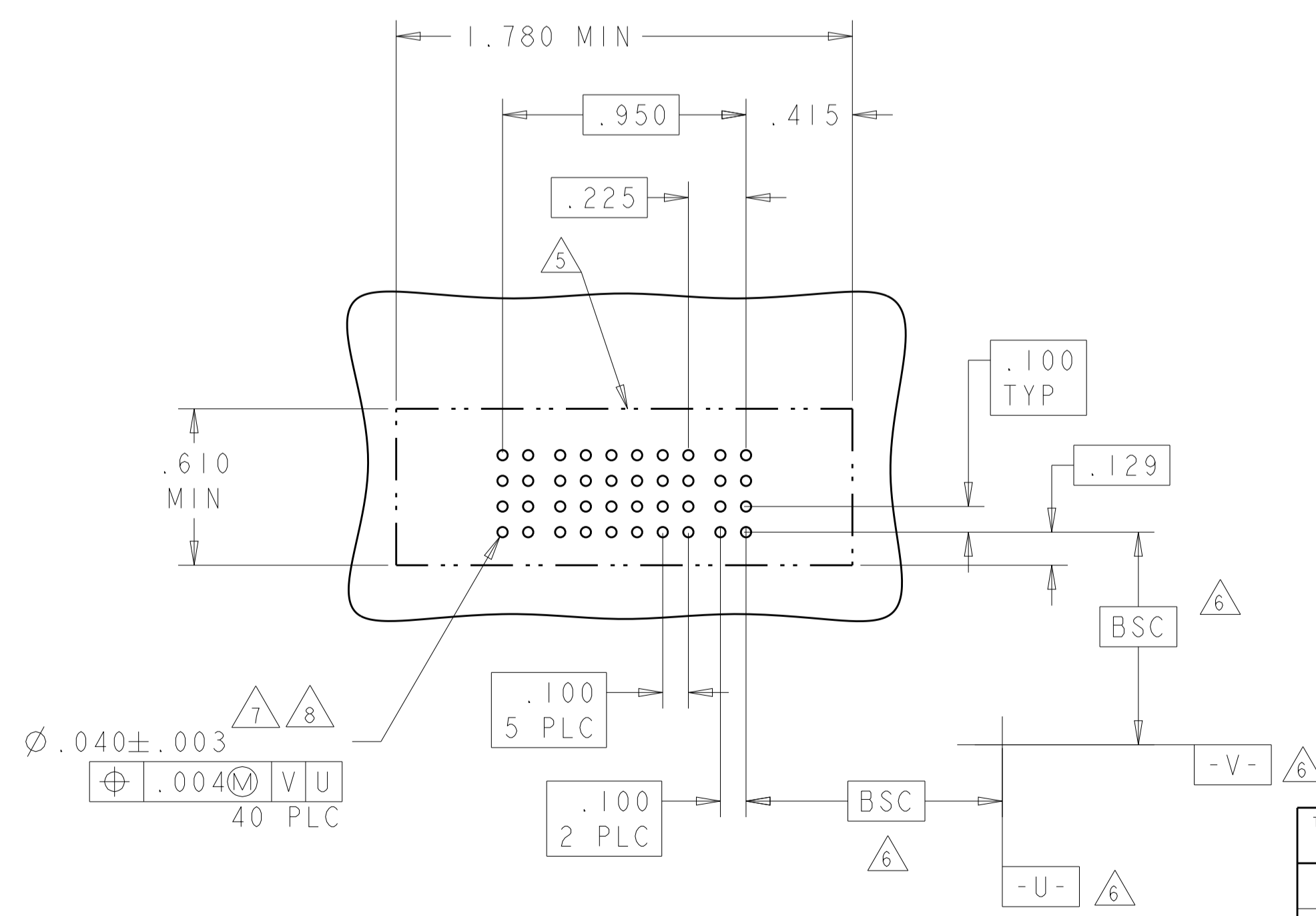
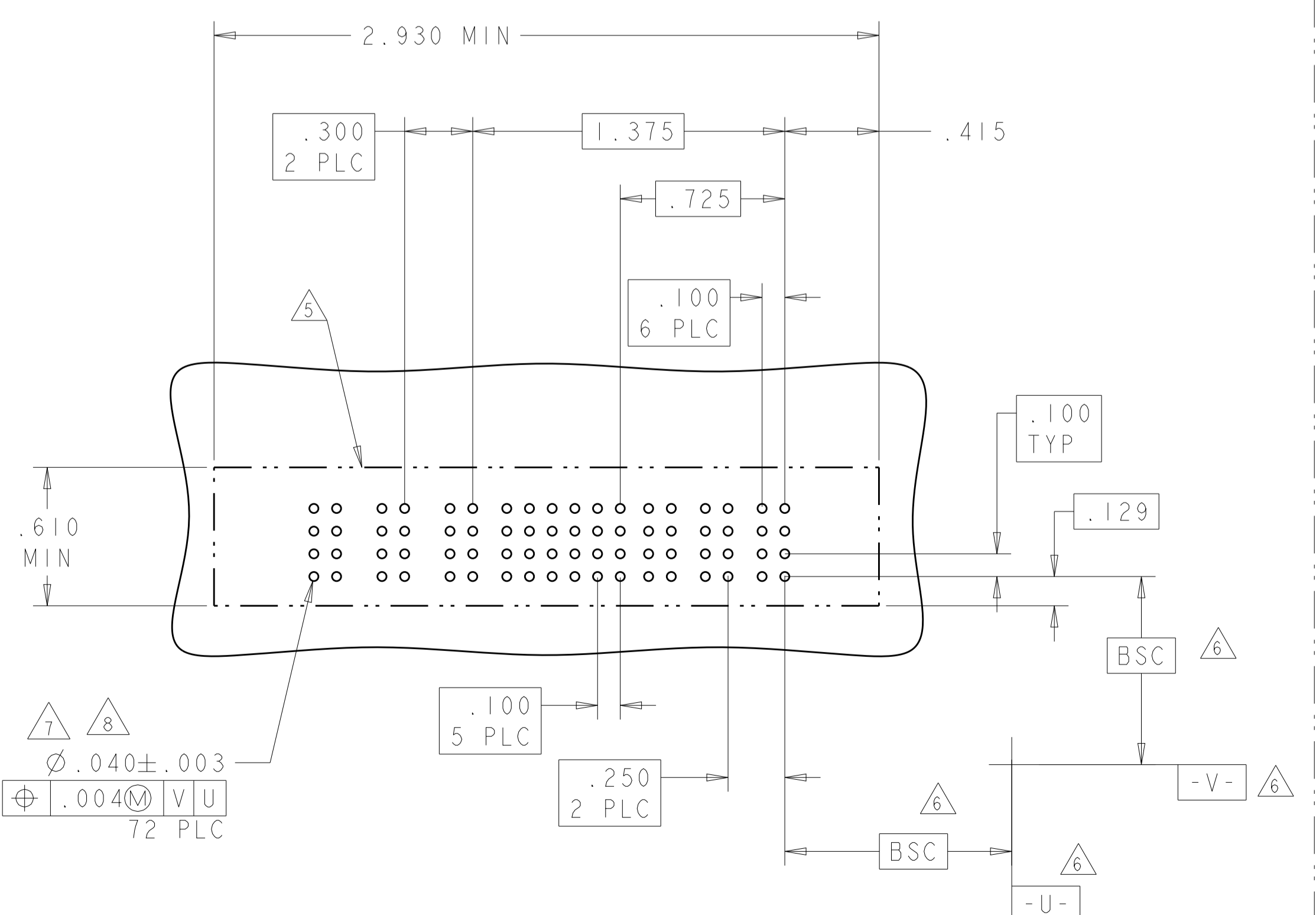
PART NUMBER	ROWS	POWER (L)				SIGNAL						POWER (R)				
		P8	P7	P6	P5	P4	6	5	4	3	2	1	P3	P2	P1	
6450550-1	D C B A	GS	GS	GS	GS	GS	AP	AP	AP	AP	AP	AP	AP	AP	AP	AP
		GS	GS	GS	GS	GS	AP	AP	AP	AP	AP	AP	AP	AP	AP	AP
		GS	GS	GS	GS	GS	AP	AP	AP	AP	AP	AP	AP	AP	AP	AP
3ACP + 24S + 5P																

PART NUMBER	ROWS	POWER (L)				SIGNAL										POWER (R)					
		P4	P3	16	15	14	13	12	11	10	9	8	7	6	5	4	3	2	1	P2	P1
6450550-3	D C B A	GP	GS	AP	AP	AP	AP	AP	AP	AP	AP	AP	AP	AP	AP	AP	AP	AP	AP	AP	AP
		GP	GS	AP	AP	AP	AP	AP	AP	AP	AP	AP	AP	AP	AP	AP	AP	AP	AP	AP	AP
		GP	GS	AP	AP	AP	AP	AP	AP	AP	AP	AP	AP	AP	AP	AP	AP	AP	AP	AP	AP
2P + 64S + 2P																					



PART NUMBER	ROWS	POWER (L)			SIGNAL						POWER (R)			
		P6	P5	P4	6	5	4	3	2	1	P3	P2	P1	
6450550-2	D C B A	GP	GS	GS	AP	AP	AP	AP	AP	AP	AP	GS	GS	GS
		GP	GS	GS	AP	AP	AP	AP	AP	AP	AP	GS	GS	GS
		GP	GS	GS	AP	AP	AP	AP	AP	AP	AP	GS	GS	GS
3P + 24S + 3ACP														

PART NUMBER	ROWS	POWER (L)		SIGNAL						POWER (R)		
		P2	6	5	4	3	2	1	P1			
6450550-4	D C B A	GP	AP	AP	AP	AP	AP	AP	AP	AP	GP	
		GP	AP	AP	AP	AP	AP	AP	AP	AP	GP	
		GP	AP	AP	AP	AP	AP	AP	AP	AP	GP	
IP + 24S + IP												



CODE	DESCRIPTION	TAIL LENGTH
VP	POWER CONTACT MFBL	.115
VS	POWER CONTACT STD	.115
P	SINGAL CONTACT	.115
AT	SIGNAL CONTACT	.135
PT	POWER CONTACT MFBL	.135
ST	POWER CONTACT STD	.135
BP	SIGNAL CONTACT	.165
HS	POWER CONTACT, STD	.165
HP	POWER CONTACT, MFBL	.165
AP	SIGNAL CONTACT	.135
GS	POWER CONTACT, STD	.135
GP	POWER CONTACT, MFBL	.135

THIS DRAWING IS A CONTROLLED DOCUMENT.

OWN: R. GRZYBOWSKI 02MAY05
CHK: M. PERCHERKE 02MAY05
APVD: M. PERCHERKE

PRODUCT SPEC: 108-1973
APPLICATION SPEC: 114-13038

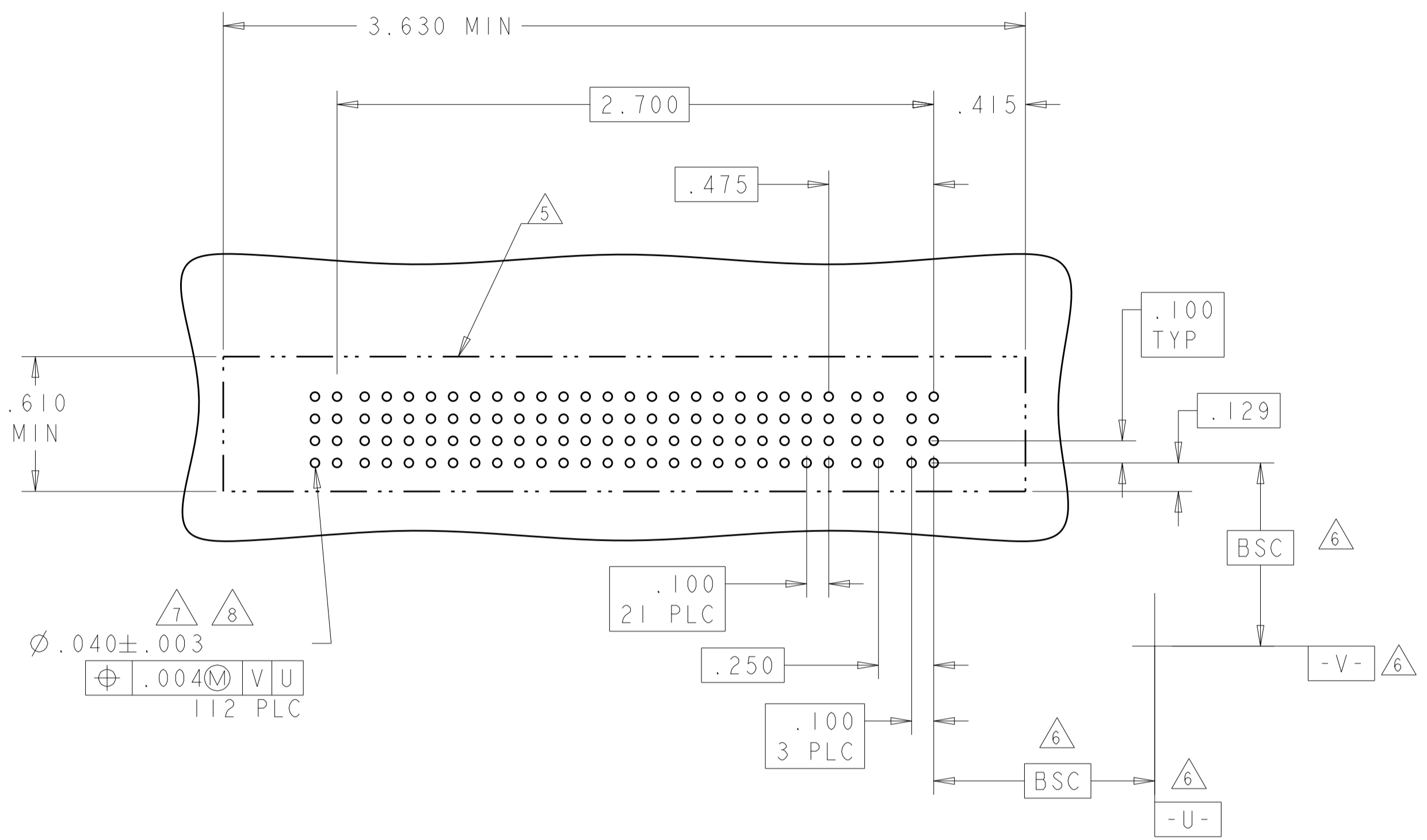
MATERIAL:
FINISH:
WEIGHT:
CUSTOMER DRAWING

SCALE: 4:1 SHEET 3 OF 23 REV: U3

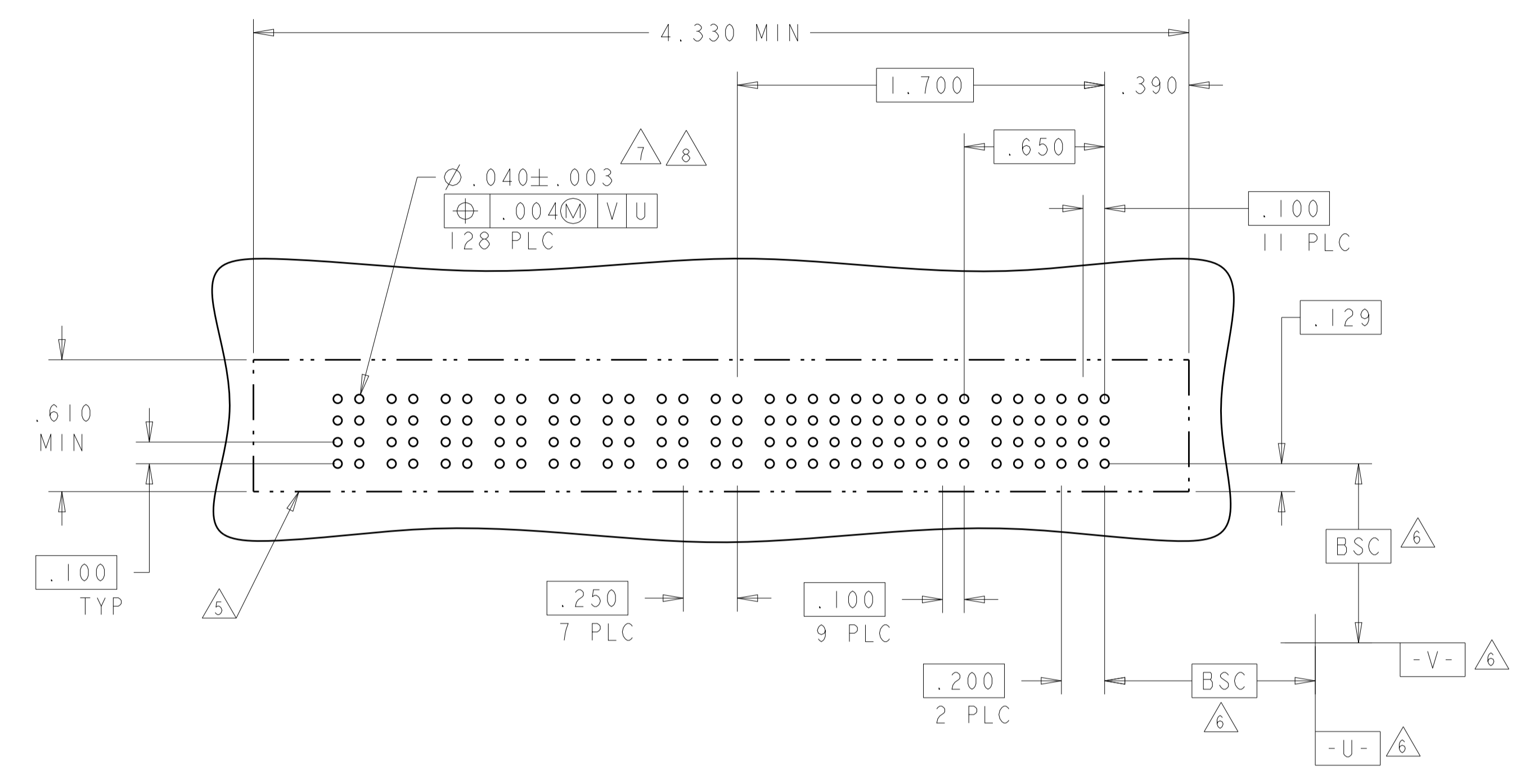
NAME: VERTICAL RECEPTACLE ASSEMBLY WITH GUIDES, MULTI-BEAM XL
SIZE: CAGE CODE DRAWING NO: A100779
C=6450550

LOC	DIST	REVISIONS			
ES	00	REV	DATE	BY	APPV
		1	SEE SHEET 1		

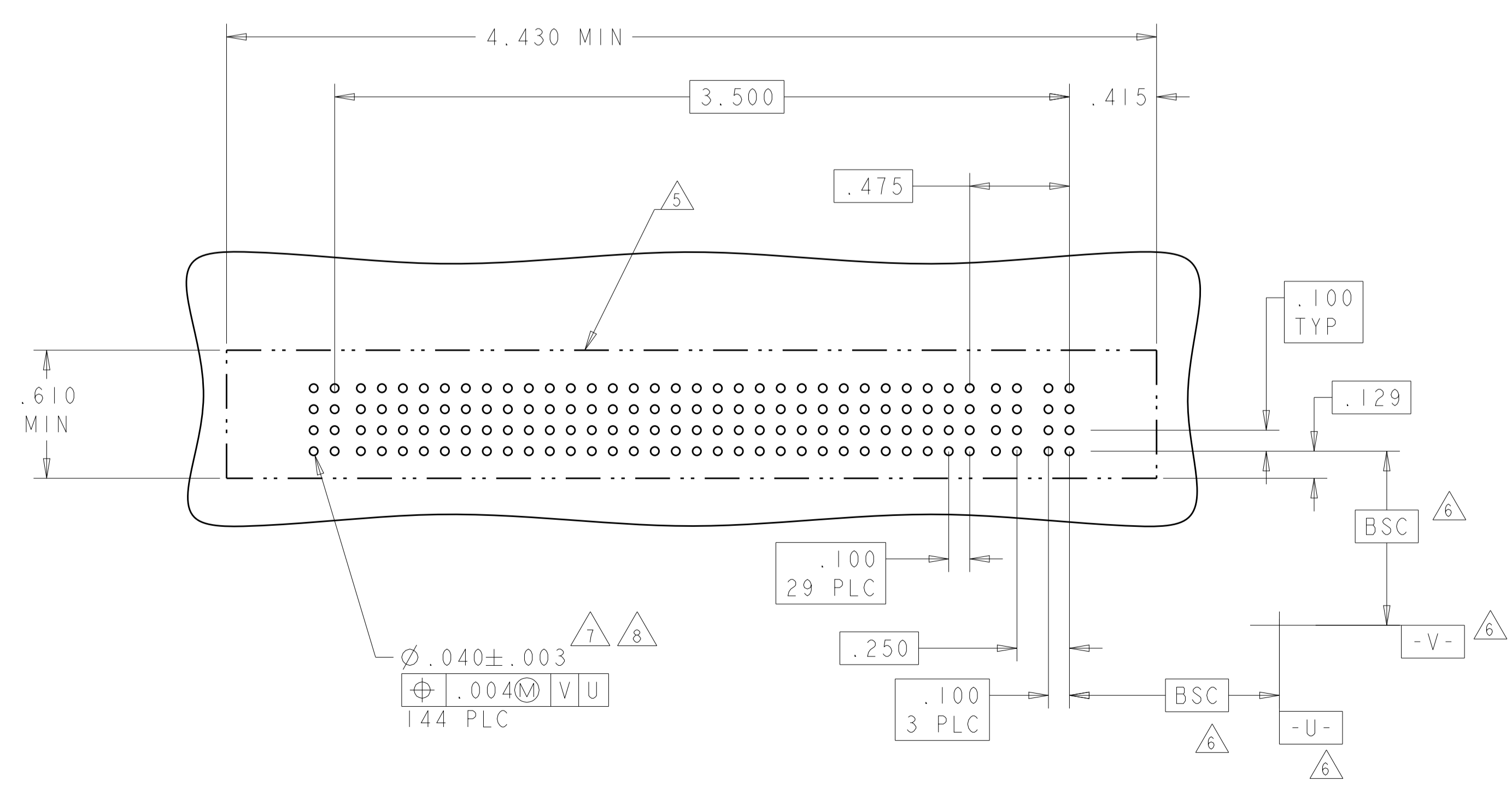
PART NUMBER	ROWS	SIGNAL																				POWER (R)						
		P3	22	21	20	19	18	17	16	15	14	13	12	11	10	9	8	7	6	5	4	3	2	1	P2	P1		
6450550-5	D C B A	GP	AP	AP	AP	AP	AP	AP	AP	AP	AP	AP	AP	AP	AP	AP	AP	AP	AP	AP	AP	AP	AP	AP	AP	GS	GP	
		GP	AP	AP	AP	AP	AP	AP	AP	AP	AP	AP	AP	AP	AP	AP	AP	AP	AP	AP	AP	AP	AP	AP	AP	GS	GP	
		GP	AP	AP	AP	AP	AP	AP	AP	AP	AP	AP	AP	AP	AP	AP	AP	AP	AP	AP	AP	AP	AP	AP	AP	GS	GP	
2P + 8S + 1P																												



PART NUMBER	ROWS	POWER								SIGNAL											POWER							
		P11	P10	P9	P8	P7	P6	P5	P4	10	9	8	7	6	5	4	3	2	1	P3	P2	P1						
6450550-7	D C B A	GS	GS	GP	GP	GS	GS	GP	GP	AP	AP	AP	AP	AP	AP	AP	AP	AP	AP	AP	AP	AP	AP	AP	AP	GS	GP	GS
		GS	GS	GP	GP	GS	GS	GP	GP	AP	AP	AP	AP	AP	AP	AP	AP	AP	AP	AP	AP	AP	AP	AP	AP	GS	GP	GS
		GS	GS	GP	GP	GS	GS	GP	GP	AP	AP	AP	AP	AP	AP	AP	AP	AP	AP	AP	AP	AP	AP	AP	AP	GS	GP	GS
3P + 40S + 8P																												



PART NUMBER	ROWS	SIGNAL																												POWER (R)						
		P3	30	29	28	27	26	25	24	23	22	21	20	19	18	17	16	15	14	13	12	11	10	9	8	7	6	5	4	3	2	1	P2	P1		
6450550-6	D C B A	GP	AP	AP	AP	AP	AP	AP	AP	AP	AP	AP	AP	AP	AP	AP	AP	AP	AP	AP	AP	AP	AP	AP	AP	AP	AP	AP	AP	AP	AP	AP	AP	AP	GS	GP
		GP	AP	AP	AP	AP	AP	AP	AP	AP	AP	AP	AP	AP	AP	AP	AP	AP	AP	AP	AP	AP	AP	AP	AP	AP	AP	AP	AP	AP	AP	AP	AP	AP	GS	GP
		GP	AP	AP	AP	AP	AP	AP	AP	AP	AP	AP	AP	AP	AP	AP	AP	AP	AP	AP	AP	AP	AP	AP	AP	AP	AP	AP	AP	AP	AP	AP	AP	AP	GS	GP
2P + 120S + 1P																																				



THIS DRAWING IS A CONTROLLED DOCUMENT. DWN: R.GRZYBOWSKI 02MAY05
 CHK: M.PERCHEK 02MAY05
 APVD: M.PERCHEK

DIMENSIONS: INCHES. TOLERANCES UNLESS OTHERWISE SPECIFIED:
 0 PLC ±.01
 1 PLC ±.01
 2 PLC ±.01
 3 PLC ±.005
 4 PLC ±.002
 ANGLES ±.020

MATERIAL: FINISH: μP

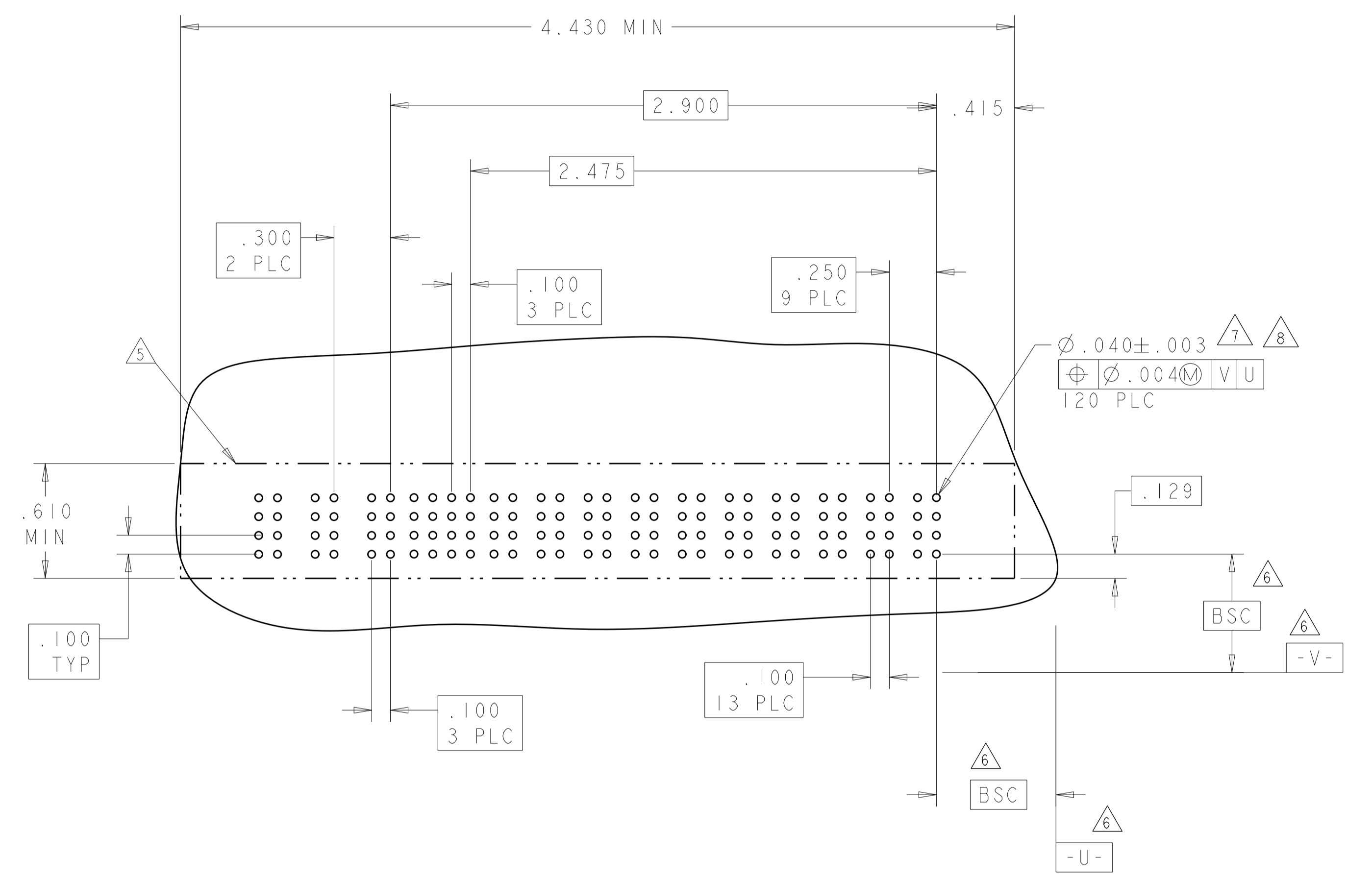
PRODUCT SPEC: 108-1973
 APPLICATION SPEC: 114-13038
 WEIGHT: -

NAME: VERTICAL RECEPTACLE ASSEMBLY WITH GUIDES, MULTI-BEAM XL
 SIZE: A1
 CAGE CODE: 100779
 DRAWING NO: 6450550
 RESTRICTED TO: -

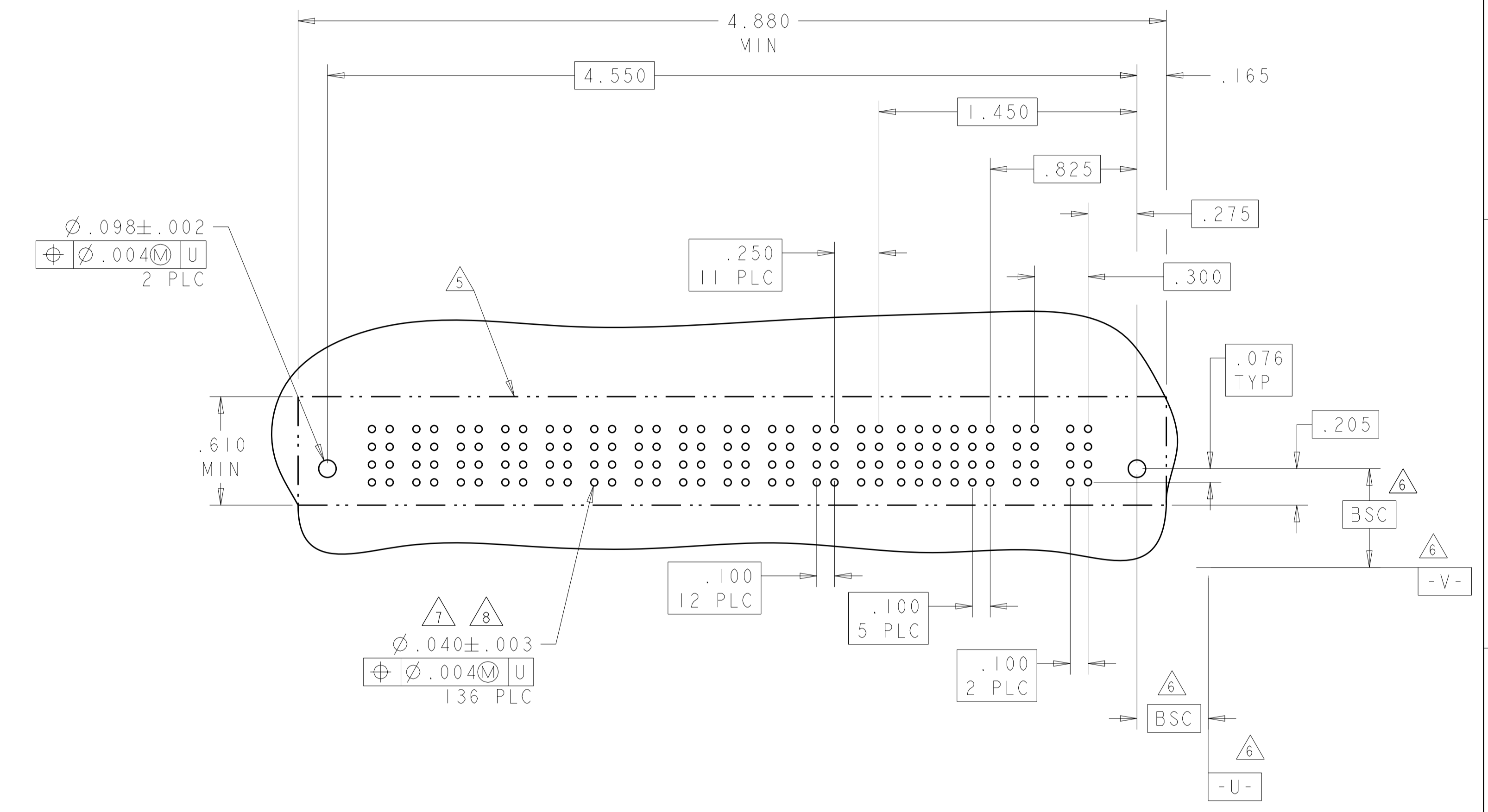
CUSTOMER DRAWING. SCALE: 4:1. SHEET: 4 OF 23. REV: U3.

LOC		DIST		REVISIONS			
ES	00	P	LTN	DESCRIPTION	DATE	OWN	APVD
		-		SEE SHEET 1			

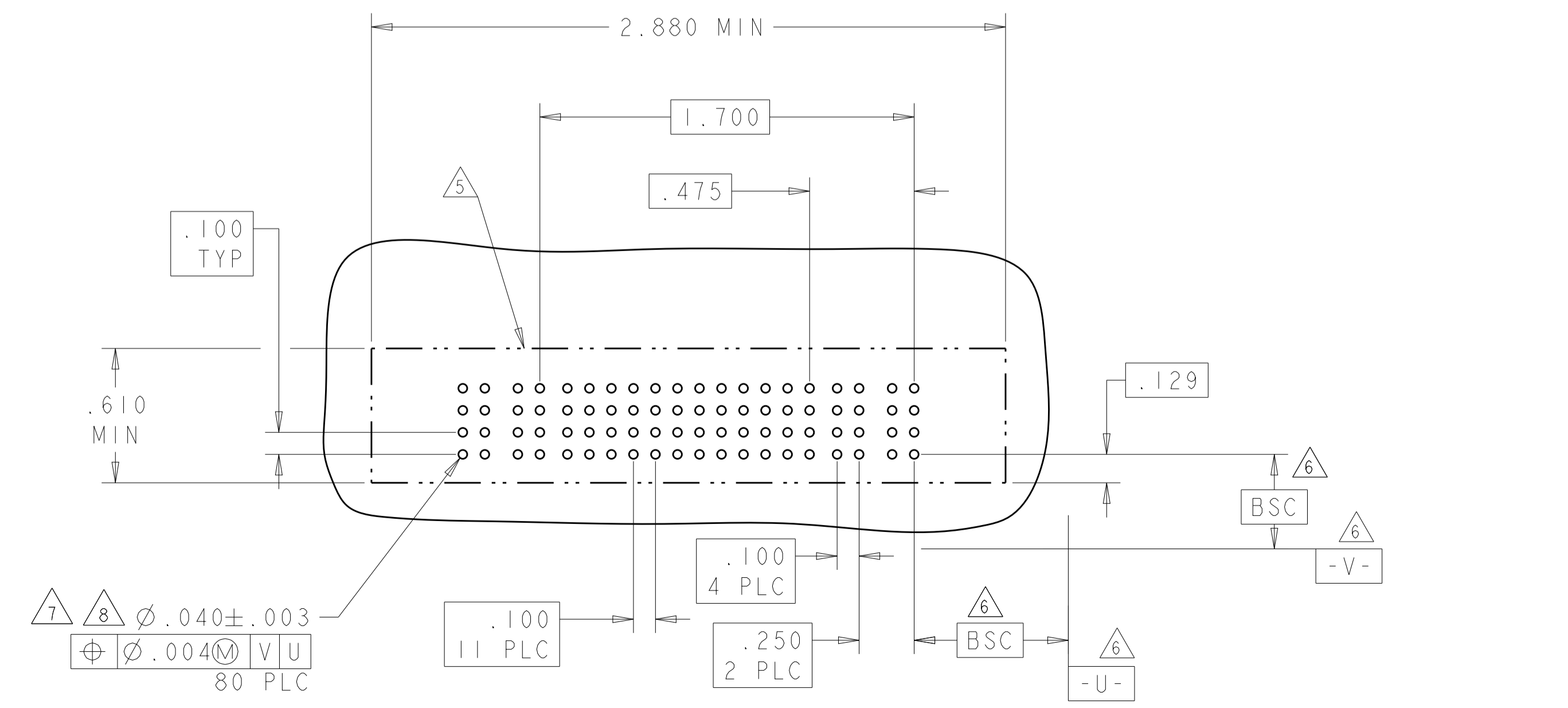
PART NUMBER	ROWS	POWER			SIGNAL				POWER									
		P13	P12	P11	4	3	2	1	P10	P9	P8	P7	P6	P5	P4	P3	P2	P1
6450550-8	D C B A	GS	GS	GP	AP	AP	AP	AP	AP	AP	AP	AP	AP	AP	AP	AP	AP	AP
10P + 16S + 3ACP																		



PART NUMBER	ROWS	POWER (L)										SIGNAL				POWER (R)					
		P14	P13	P12	P11	P10	P9	P8	P7	P6	P5	P4	P3	6	5	4	3	2	1	P2	P1
1-6450550-1	D C B A	GS	GS	GS	GS	GS	GS	GS	GS	GS	GS	GS	GS	GS	GS	GS	GS	GS	GS	GS	GS
2ACP + 24S + 12P																					



PART NUMBER	ROWS	POWER		SIGNAL										POWER				
		P4	P3	12	11	10	9	8	7	6	5	4	3	2	1	P2	P1	
1-6450550-0	D C B A	GS	GP	AP	AP	AP	AP	AP	AP	AP	AP	AP	AP	AP	AP	AP	AP	AP
2P + 48S + 2P																		

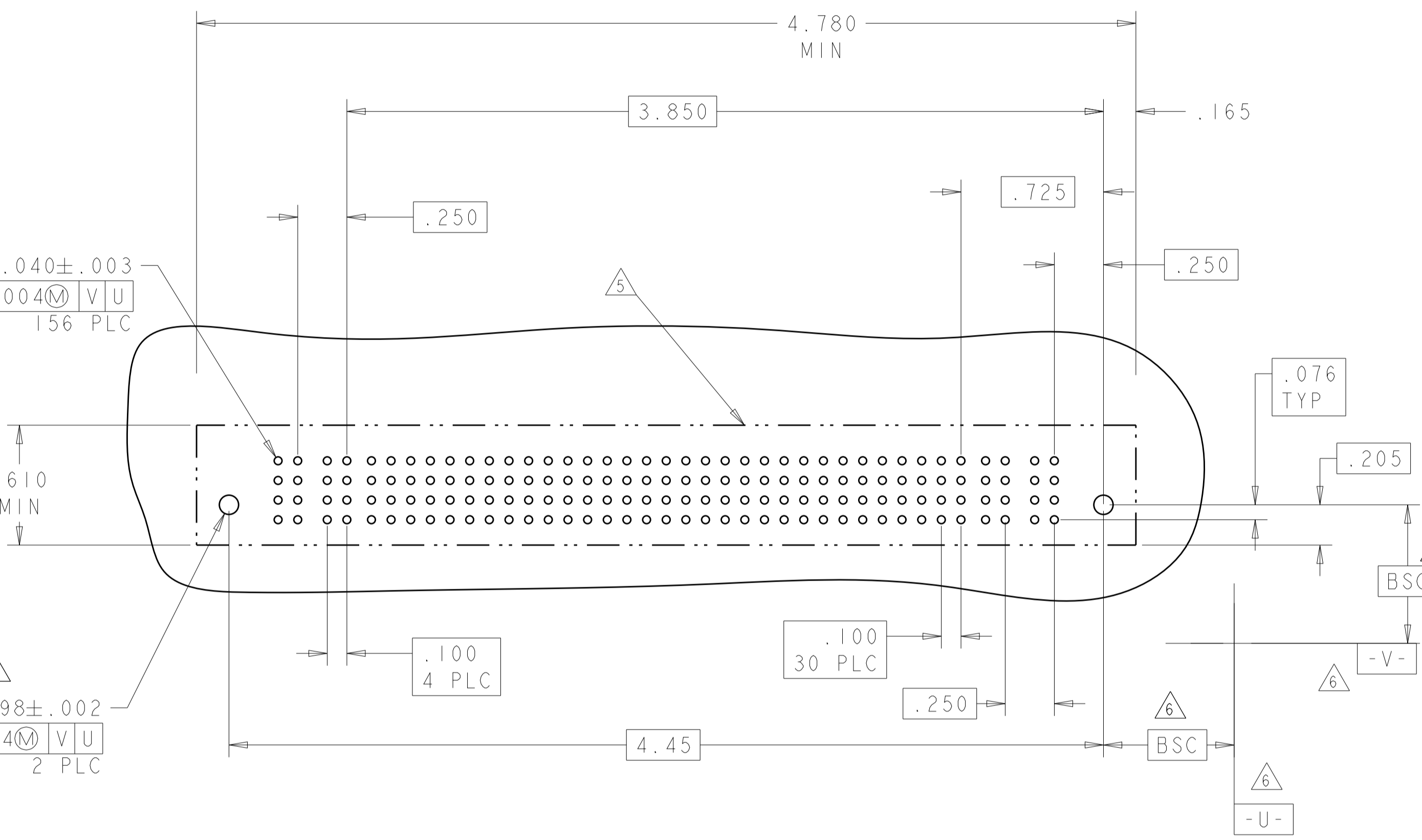


THIS DRAWING IS A CONTROLLED DOCUMENT.

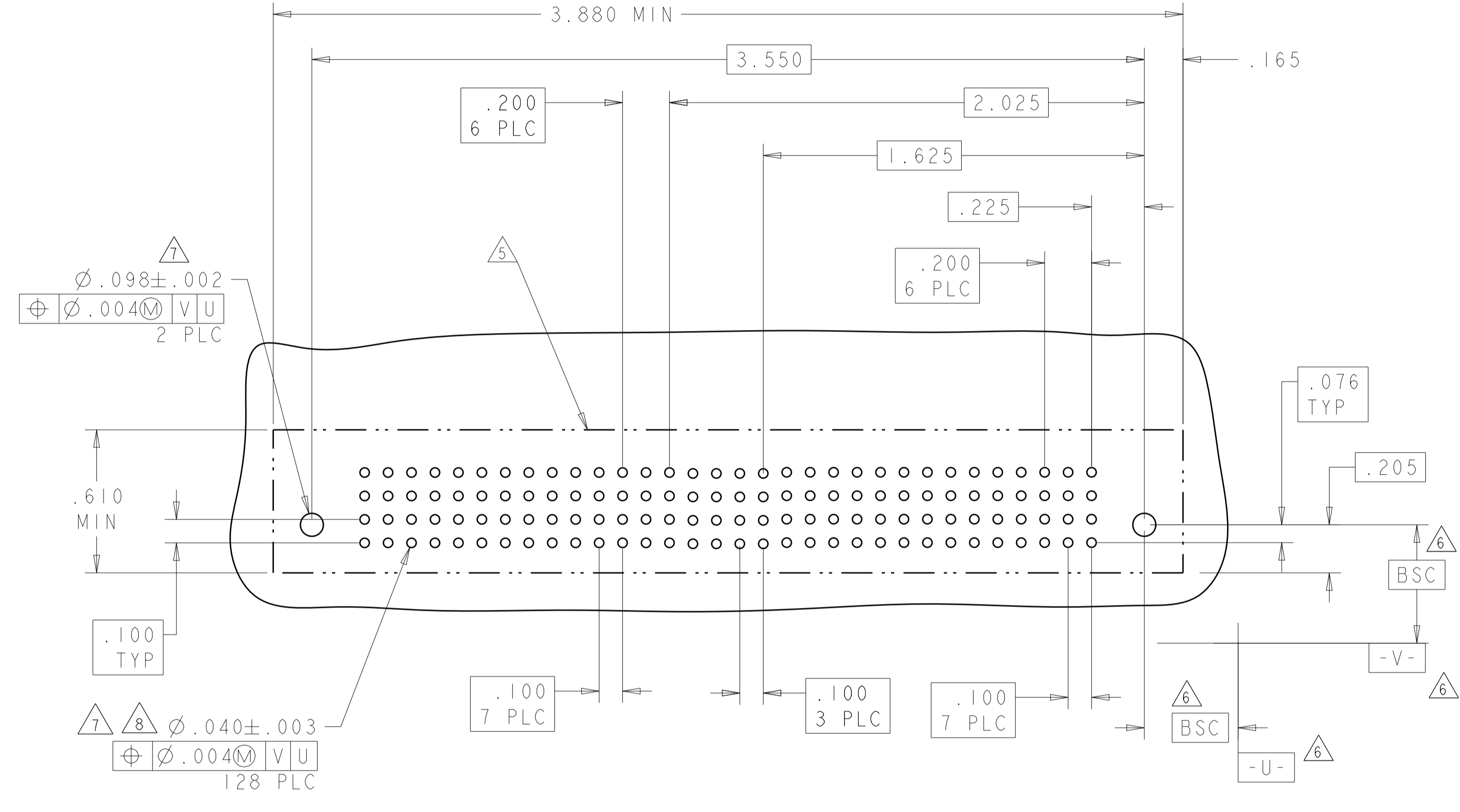
DIMENSIONS: INCHES	TOLERANCES UNLESS OTHERWISE SPECIFIED: 0 PLC ±. 1 PLC ±.01 2 PLC ±.01 3 PLC ±.005 4 PLC ±.0020 ANGLES ±.020	OWN: R. GRZYBOWSKI 02MAY05 CHK: M. PERCHERKE 02MAY05 APVD: M. PERCHERKE PRODUCT SPEC: 108-1973 APPLICATION SPEC: 114-13038 WEIGHT: - CUSTOMER DRAWING	NAME: VERTICAL RECEPTACLE ASSEMBLY WITH GUIDES, MULTI-BEAM XL SIZE: A1 CAGE CODE: 100779 DRAWING NO: 6450550 SCALE: 4:1 SHEET: 5 OF 23 REV: U3
-----------------------	---	---	--

TE Connectivity

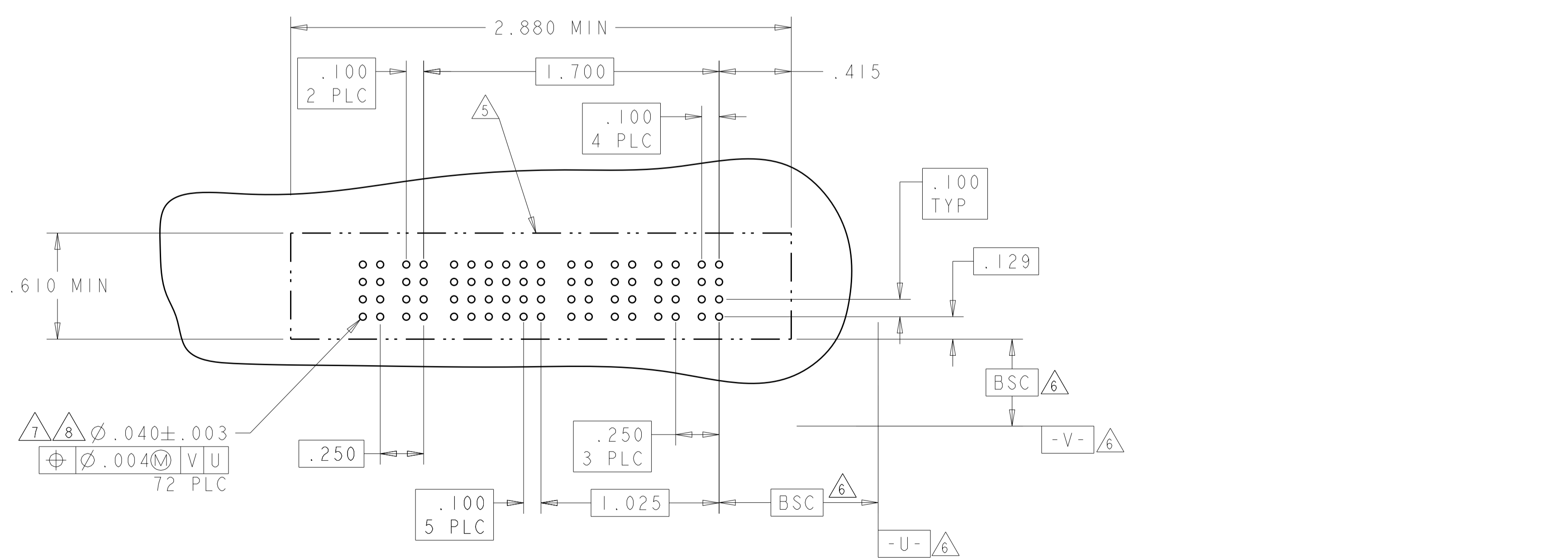
PART NUMBER	ROWS	POWER		SIGNAL																			POWER																	
		P4	P3	31	30	29	28	27	26	25	24	23	22	21	20	19	18	17	16	15	14	13	12	11	10	9	8	7	6	5	4	3	2	1	P2	P1				
1-6450550-2	D C B A	GP	GP	AP	AP	AP	AP	AP	AP	AP	AP	AP	AP	AP	AP	AP	AP	AP	AP	AP	AP	AP	AP	AP	AP	AP	AP	AP	AP	AP	AP	AP	AP	AP	AP	AP	AP	AP	GS	GS
2P + 124S + 2P		HD																					HD																	



PART NUMBER	ROWS	POWER								SIGNAL				POWER							
		P14	P13	P12	P11	P10	P9	P8	P7	4	3	2	1	P6	P5	P4	P3	P2	P1		
1-6450550-3	D C B A	GS	GS	GS	GS	GS	GS	GS	GS	AP	AP	AP	AP	GP	GP	GP	GP	GP	GP		
7P + 16S + 7P		HD										HD									



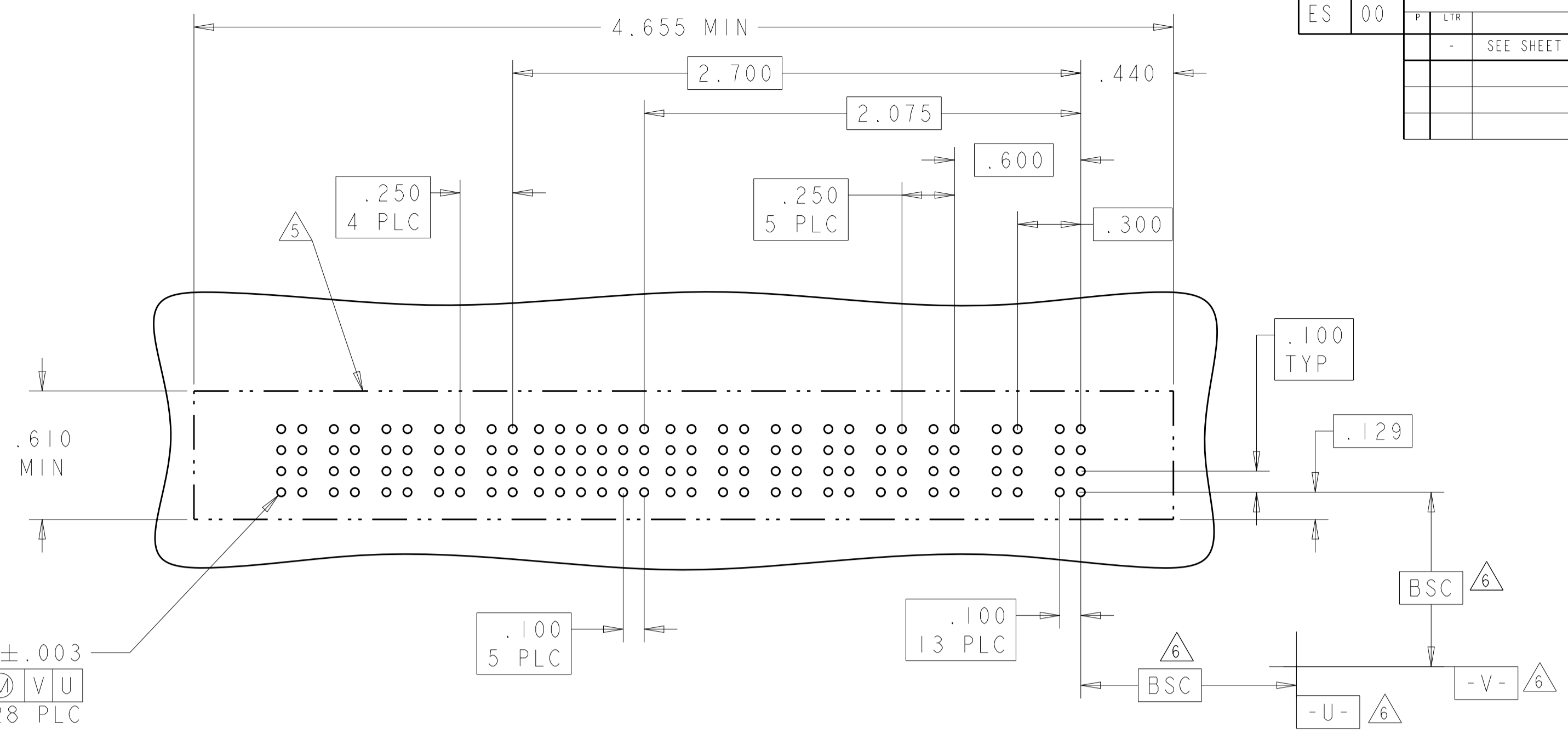
PART NUMBER	ROWS	POWER		SIGNAL						POWER			
		P6	P5	6	5	4	3	2	1	P4	P3	P2	P1
1-6450550-6	D C B A	GP	GS	AP	AP	AP	AP	AP	AP	GS	GP	GS	GP
4P + 24S + 2P		HD								HD			



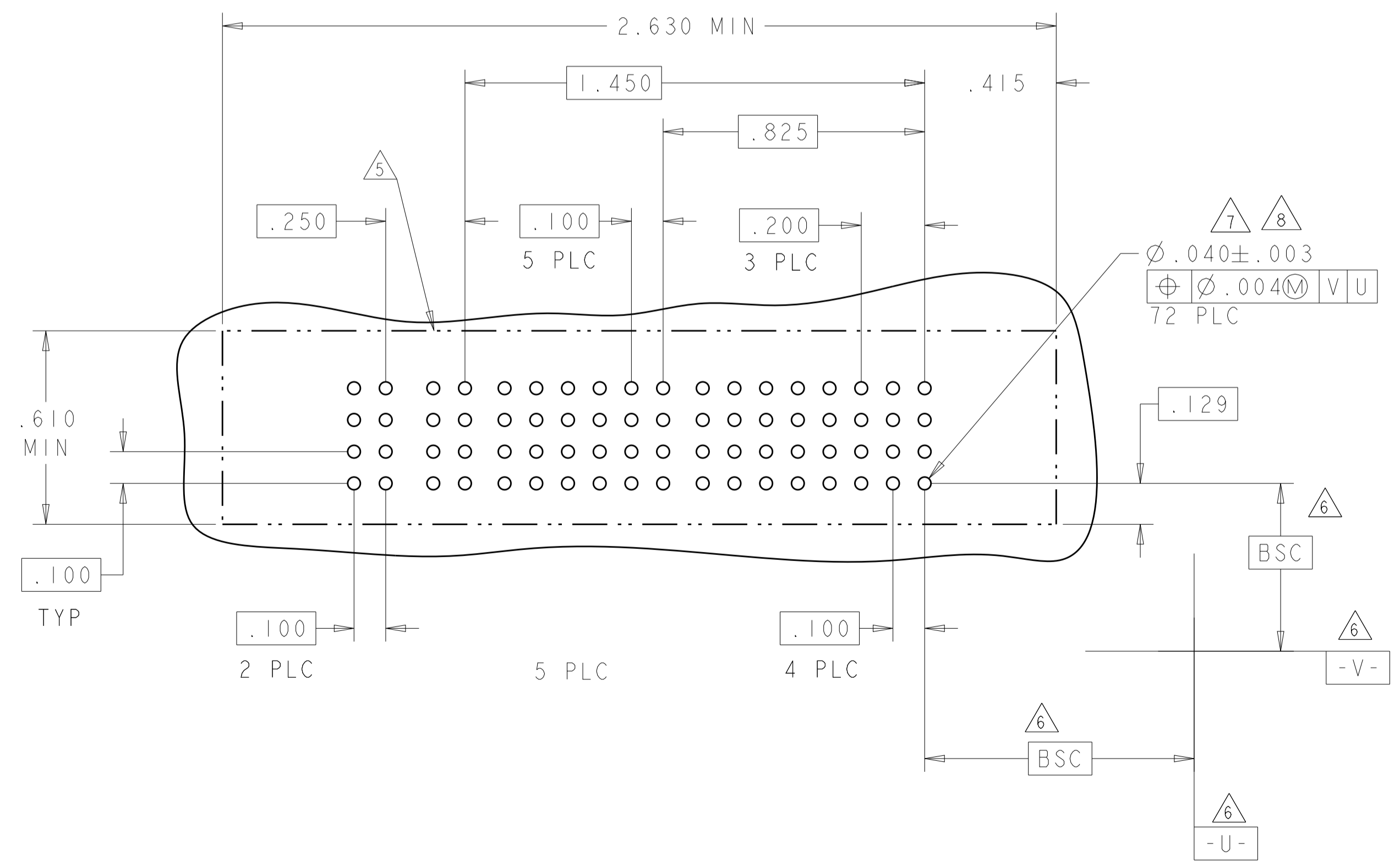
THIS DRAWING IS A CONTROLLED DOCUMENT. **STE** TE Connectivity
 DIMENSIONS: INCHES
 TOLERANCES UNLESS OTHERWISE SPECIFIED:
 0 PLC ±.01
 1 PLC ±.01
 2 PLC ±.01
 3 PLC ±.005
 4 PLC ±.002
 ANGLES ±.020
 MATERIAL FINISH
 DWG: R. GRZYBOWSKI / 02MAY05
 CHK: M. PERCHERKE / 02MAY05
 APVD: M. PERCHERKE
 NAME: VERTICAL RECEPTACLE ASSEMBLY WITH GUIDES, MULTI-BEAM XL
 PRODUCT SPEC: 108-1973
 APPLICATION SPEC: 114-13038
 WEIGHT: -
 CUSTOMER DRAWING
 SCALE: 4:1 SHEET: 6 OF 23 REV: U3

LOC	DIST	REV	DATE	BY	APPV
ES	00				

PART NUMBER	ROWS	POWER					SIGNAL					POWER								
		P13	P12	P11	P10	P9	6	5	4	3	2	1	P8	P7	P6	P5	P4	P3	P2	P1
1-6450550-8	D C B A	GP	GS	GS	GS	GS	AP	AP	AP	AP	AP	AP	GS	GS	GS	GS	GP	GP	GS	GS
		GP	GS	GS	GS	GS	AP	AP	AP	AP	AP	AP	GS	GS	GS	GS	GP	GP	GS	GS
		GP	GS	GS	GS	GS	AP	AP	AP	AP	AP	AP	GS	GS	GS	GS	GP	GP	GS	GS
		GP	GS	GS	GS	GS	AP	AP	AP	AP	AP	AP	GS	GS	GS	GS	GP	GP	GS	GS
2ACP + 6P + 24S + 5P																				

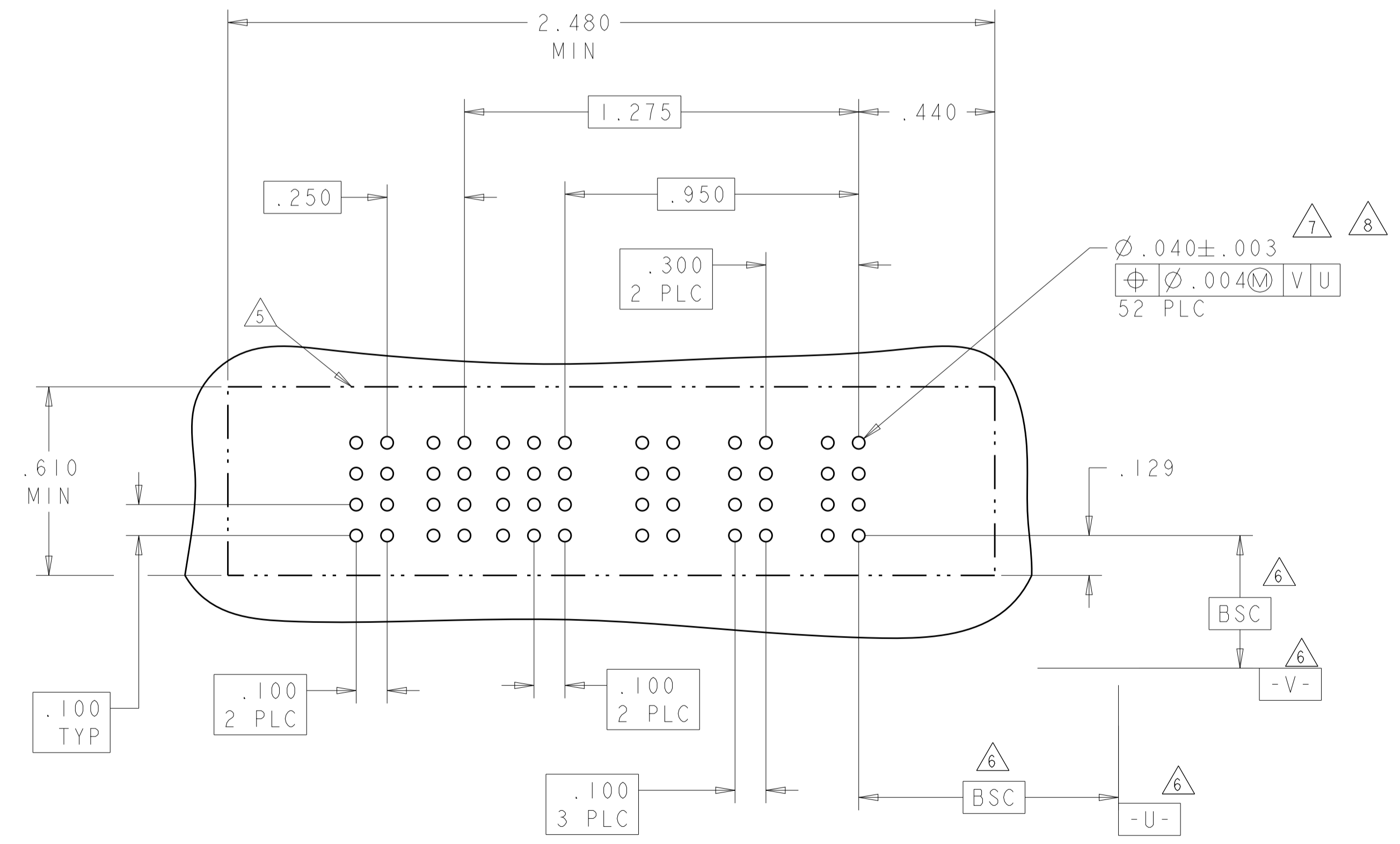


PART NUMBER	ROWS	POWER		SIGNAL					POWER				
		P6	P5	6	5	4	3	2	1	P4	P3	P2	P1
1-6450550-9	D C B A	GP	GS	AP	AP	AP	AP	AP	AP	GS	GP	GP	GS
		GP	GS	AP	AP	AP	AP	AP	AP	GS	GP	GP	GS
		GP	GS	AP	AP	AP	AP	AP	AP	GS	GP	GP	GS
		GP	GS	AP	AP	AP	AP	AP	AP	GS	GP	GP	GS
4P + 24S + 2P													



PART NUMBER	ROWS	POWER		SIGNAL				POWER		
		P5	P4	4	3	2	1	P3	P2	P1
2-6450550-4	D C B A	GS	GS	AP	AP	AP		GP	GS	GS
		GS	GS	AP	AP	AP		GP	GS	GS
		GS	GS	AP	AP	AP		GP	GS	GS
		GS	GS	AP	AP	AP		GP	GS	GS
3ACP + 16S + 2P										

CONTACTS NOT LOADED

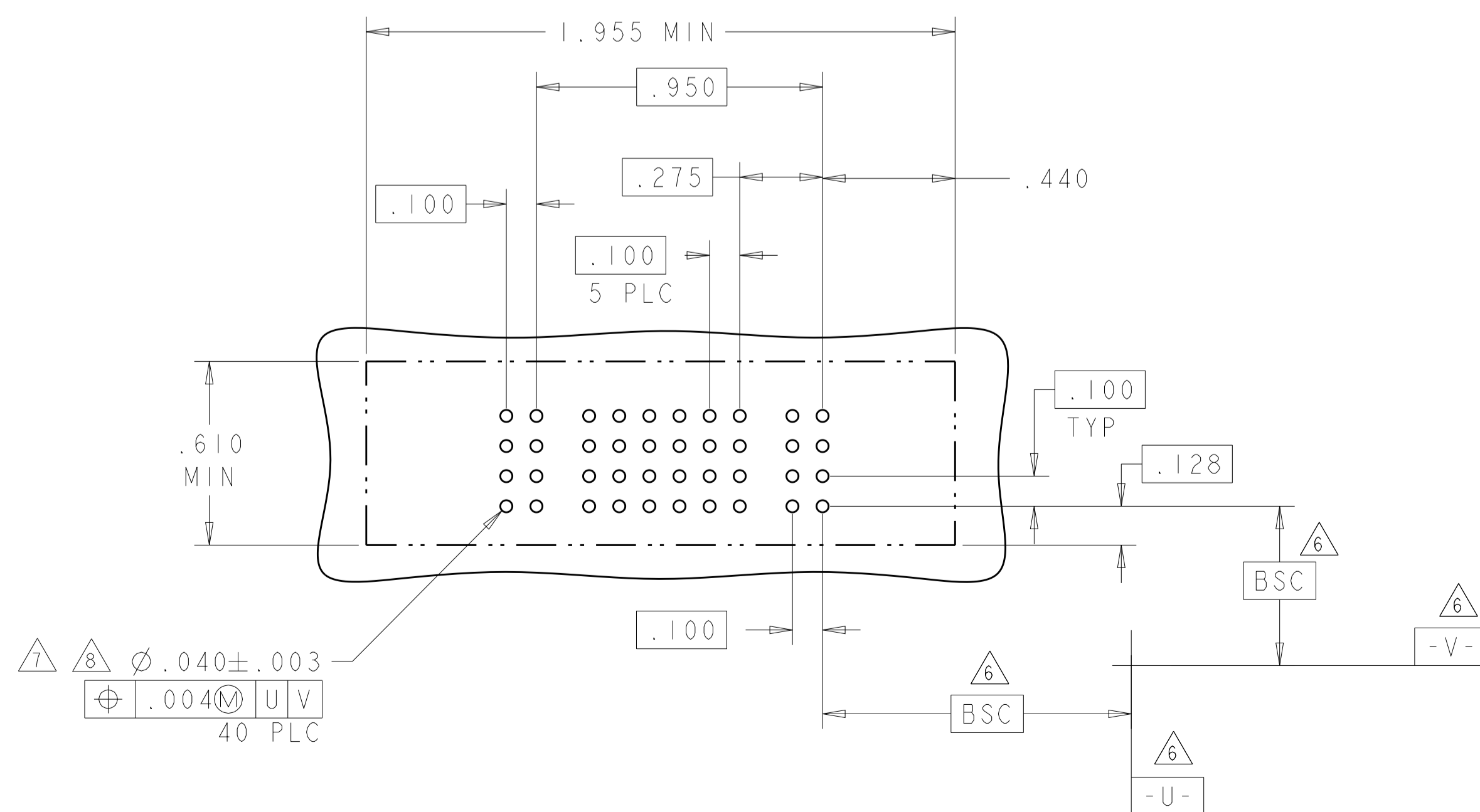
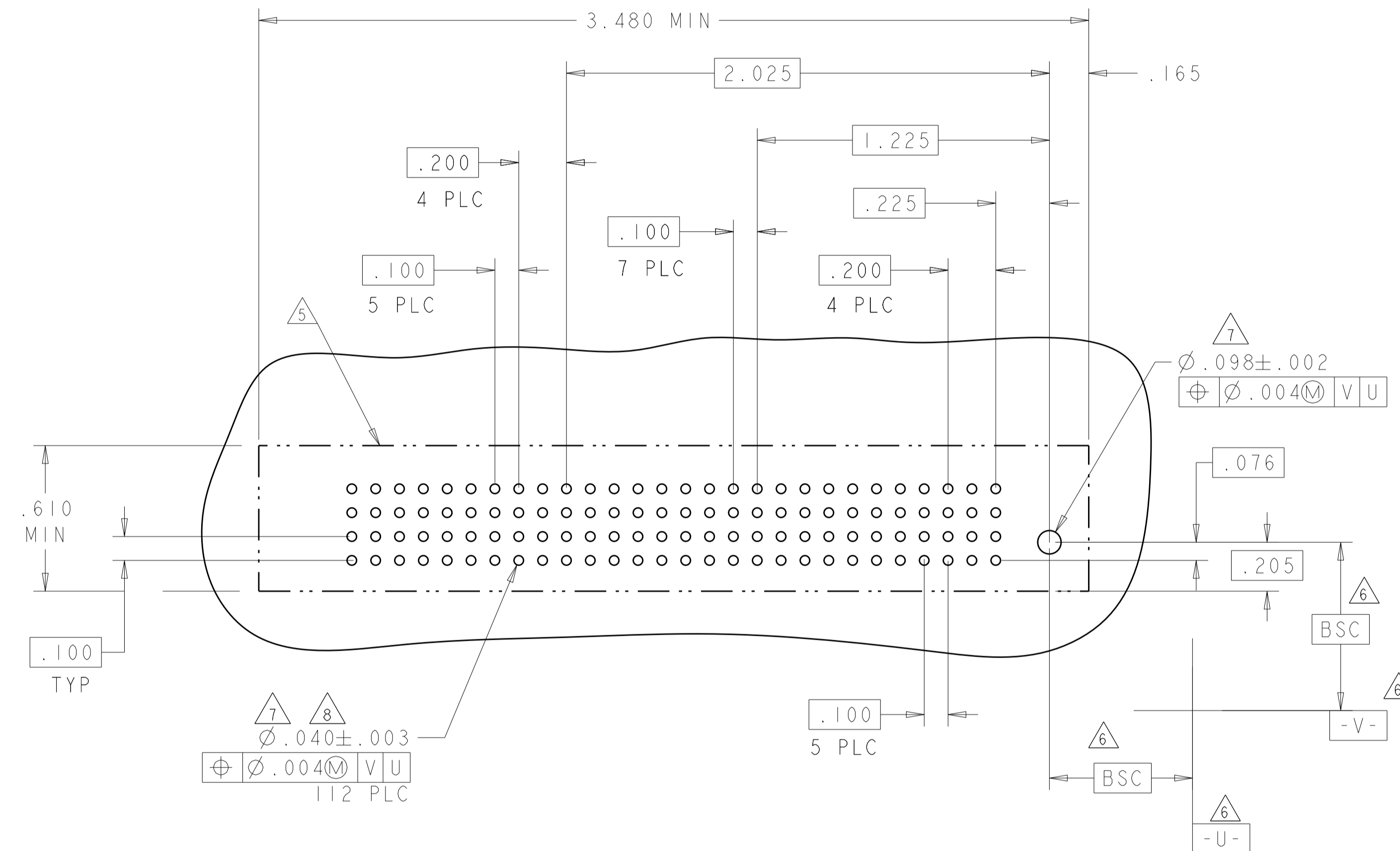
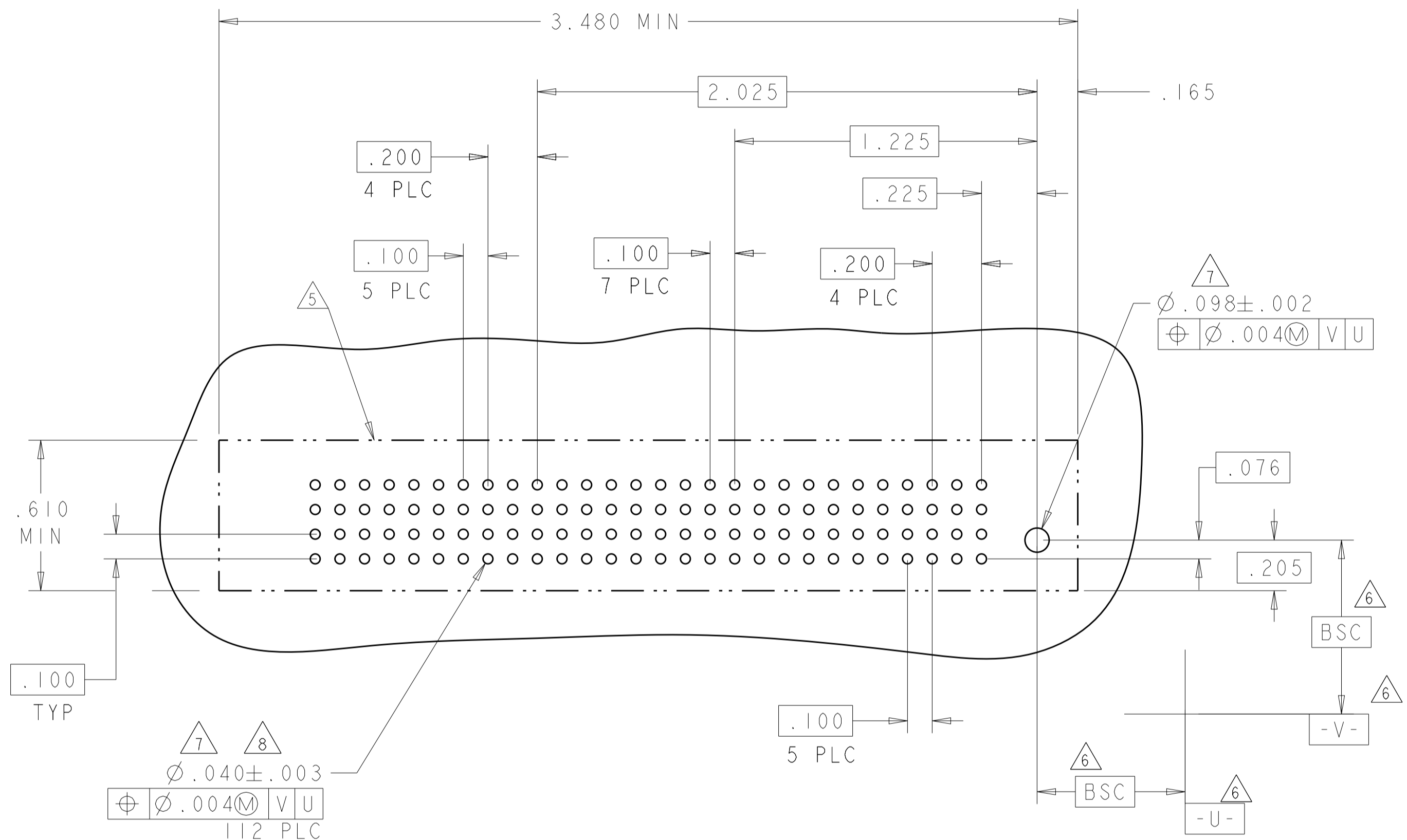


THIS DRAWING IS A CONTROLLED DOCUMENT.		OWN: R. GRZYBOWSKI 02MAY05		TE Connectivity
DIMENSIONS: INCHES		CHK: M. PERCHERKE 02MAY05		NAME: VERTICAL RECEPTACLE ASSEMBLY WITH GUIDES, MULTI-BEAM XL
TOLERANCES UNLESS OTHERWISE SPECIFIED:		APVD: M. PERCHERKE	PRODUCT SPEC: 108-1973	
0 PLC ±.01		PRODUCT SPEC: 114-13038	APPLICATION SPEC: 114-13038	
1 PLC ±.01		SIZE: A1	CAGE CODE: 6450550	
2 PLC ±.01		WEIGHT: -	SHEET 7 OF 23	
3 PLC ±.005		FINISH: -	REV: U3	
4 PLC ±.002		CUSTOMER DRAWING	SCALE: 4:1	
ANGLES ±.0020			SHEET 7 OF 23	

REVISIONS		
LOC	DIST	REV
ES	00	
DESCRIPTION		DATE
SEE SHEET 1		-

PART NUMBER	ROWS	POWER					SIGNAL								POWER											
		P10	P9	P8	P7	P6	8	7	6	5	4	3	2	1	P5	P4	P3	P2	P1							
2-6450550-8	D C B A	HP	HS	HP	HS	HP	BP	BP	BP	BP	BP	BP	BP	BP	BP	BP	BP	BP	BP	BP	HS	HP	HS	HP	HS	HD
5P + 32S + 5P																										

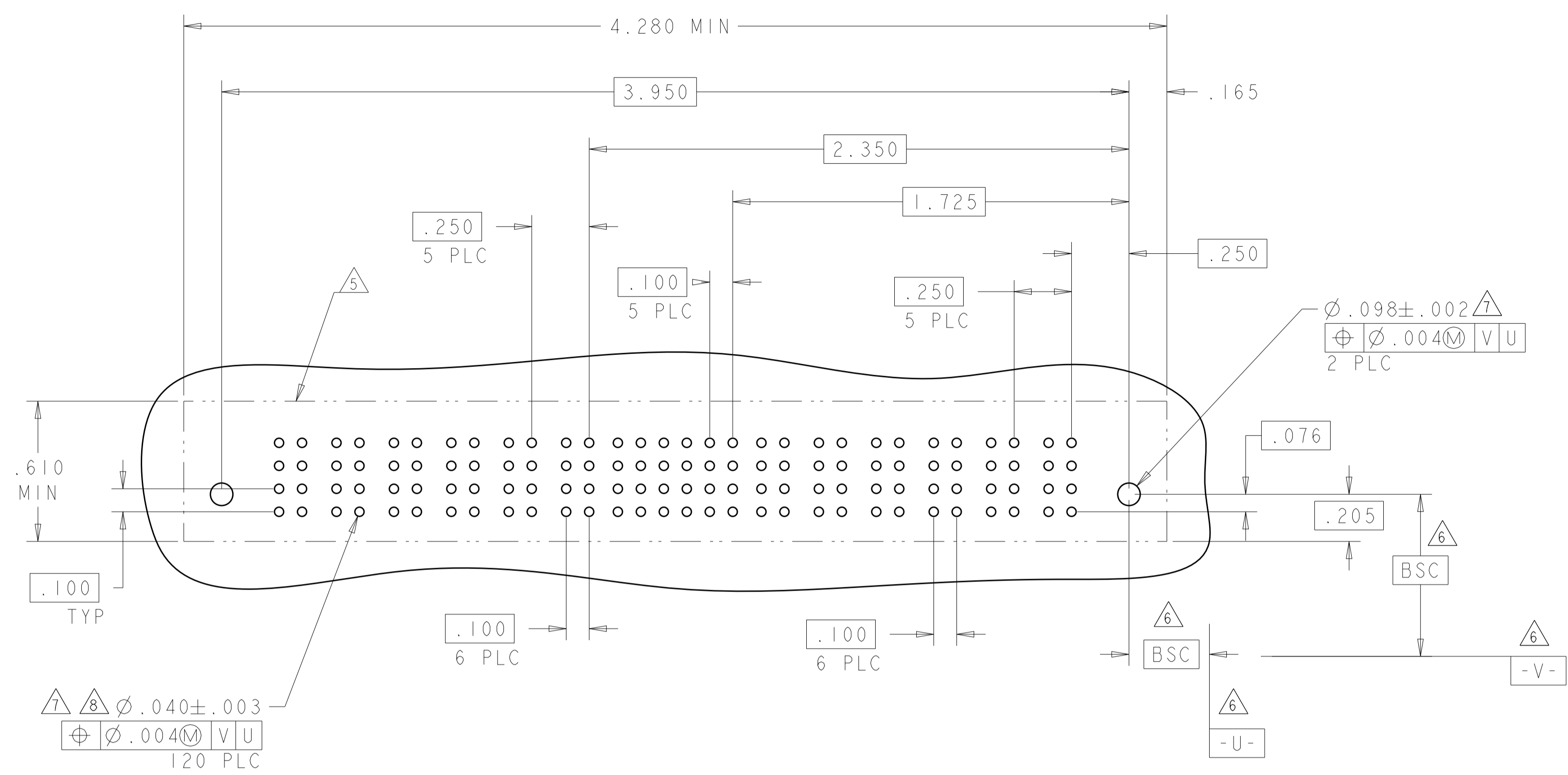
PART NUMBER	ROWS	POWER					SIGNAL								POWER											
		P10	P9	P8	P7	P6	8	7	6	5	4	3	2	1	P5	P4	P3	P2	P1							
3-6450550-5	D C B A	HP	HS	HP	HS	HP	BP	BP	BP	BP	BP	BP	BP	BP	BP	BP	BP	BP	BP	BP	HS	HP	HS	HP	HS	HD
5P + 32S + 5P																										



PART NUMBER	ROWS	POWER		SIGNAL						POWER			
		(L)	(R)	P2	6	5	4	3	2	1	P1		
1-6450550-7	D C B A			GS	AP	AP	AP	AP	AP	AP	AP	GP	
IP + 24S + IP													

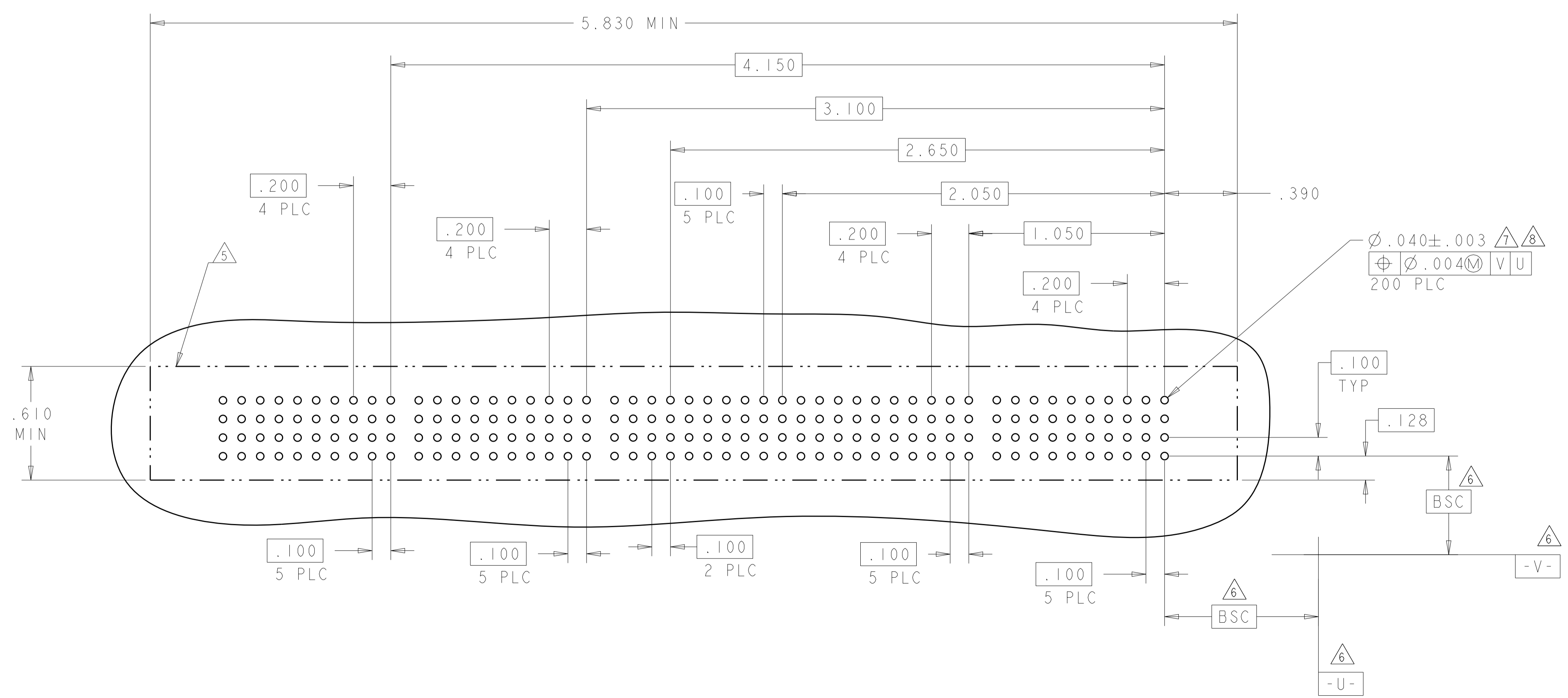
THIS DRAWING IS A CONTROLLED DOCUMENT.		OWN: R. GRZYBOWSKI 02MAY05	STE TE Connectivity
DIMENSIONS: INCHES		CHK: M. PERCHERKE 02MAY05	
TOLERANCES UNLESS OTHERWISE SPECIFIED:		APVD: M. PERCHERKE	
0 PLC ± .01 1 PLC ± .01 2 PLC ± .01 3 PLC ± .005 4 PLC ± .002 ANGLES ± .020		NAME: VERTICAL RECEPTACLE ASSEMBLY WITH GUIDES, MULTI-BEAM XL PRODUCT SPEC: 108-1973 APPLICATION SPEC: 114-13038 WEIGHT: - CUSTOMER DRAWING: -	
MATERIAL: - FINISH: -		SIZE: 114-13038	RESTRICTED TO: -
		SCALE: 4:1	SHEET 8 OF 23 REV: U3

LOC	DIST	REVISIONS			
P	LTN	DESCRIPTION	DATE	DMN	APVD
ES	00	SEE SHEET 1			



ASSY PART NUMBER	ROWS	POWER						SIGNAL						POWER					
		P12	P11	P10	P9	P8	P7	6	5	4	3	2	1	P6	P5	P4	P3	P2	P1
4-6450550-5	D C B A	GS	GS	GS	GS	GS	GS	AP	AP	AP	AP	AP	AP	GS	GS	GS	GS	GS	GS
		GS	GS	GS	GS	GS	GS	AP	AP	AP	AP	AP	AP	GS	GS	GS	GS	GS	GS
		GS	GS	GS	GS	GS	GS	AP	AP	AP	AP	AP	AP	GS	GS	GS	GS	GS	GS
6P + 24S + 6P																			

PART NUMBER	ROWS	POWER												SIGNAL						POWER											
		P22	P21	P20	P19	P18	P17	P16	P15	P14	P13	P12	P11	6	5	4	3	2	1	P10	P9	P8	P7	P6	P5	P4	P3	P2	P1		
3-6450550-2	D C B A	HS	HS	HS	HS	HS	HS	HS	HS	HP	HP	HP	HP	BP	BP	BP	BP	BP	BP	HP	HP	HP	HP	HP	HP	HS	HS	HP	HS		
		HS	HS	HS	HS	HS	HS	HS	HS	HP	HP	HP	HP	BP	BP	BP	BP	BP	BP	HP	HP	HP	HP	HP	HP	HS	HS	HP	HS		
		HS	HS	HS	HS	HS	HS	HS	HS	HP	HP	HP	HP	BP	BP	BP	BP	BP	BP	HP	HP	HP	HP	HP	HP	HS	HS	HP	HS		
10P + 24S + 12P																															



THIS DRAWING IS A CONTROLLED DOCUMENT. DMN: R. GRZYBOWSKI 02MAY05
CHK: M. PERCHERKE 02MAY05
APVD: M. PERCHERKE

STE TE Connectivity

NAME: VERTICAL RECEPTACLE ASSEMBLY WITH GUIDES, MULTI-BEAM XL

PRODUCT SPEC: 108-1973
APPLICATION SPEC: 114-13038

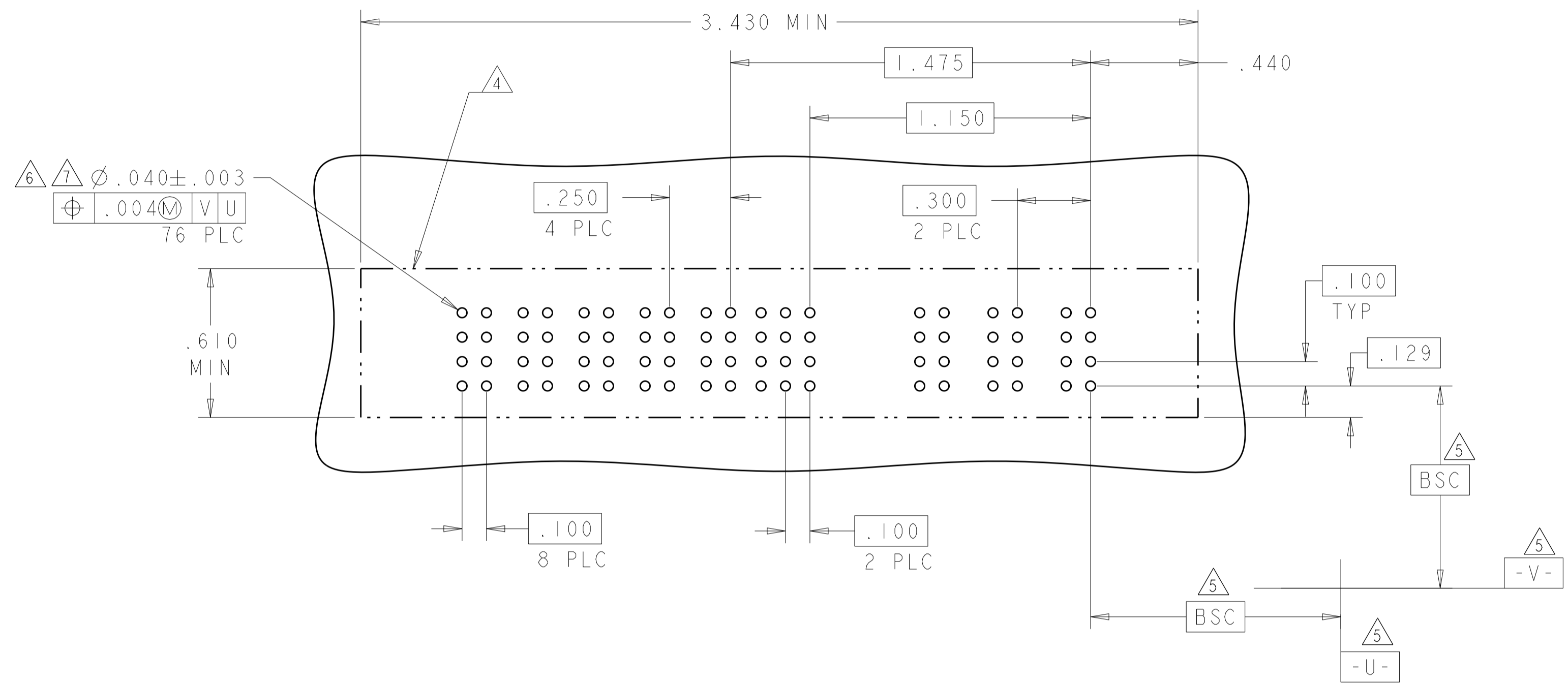
SIZE: A1 CAGE CODE: 6450550 DRAWING NO: 100779
SCALE: 4:1 SHEET: 9 OF 23 REV: U3

CUSTOMER DRAWING

LOC	DIST	REVISIONS			
ES	00	REV	DATE	BY	APPV
		1	SEE SHEET 1		

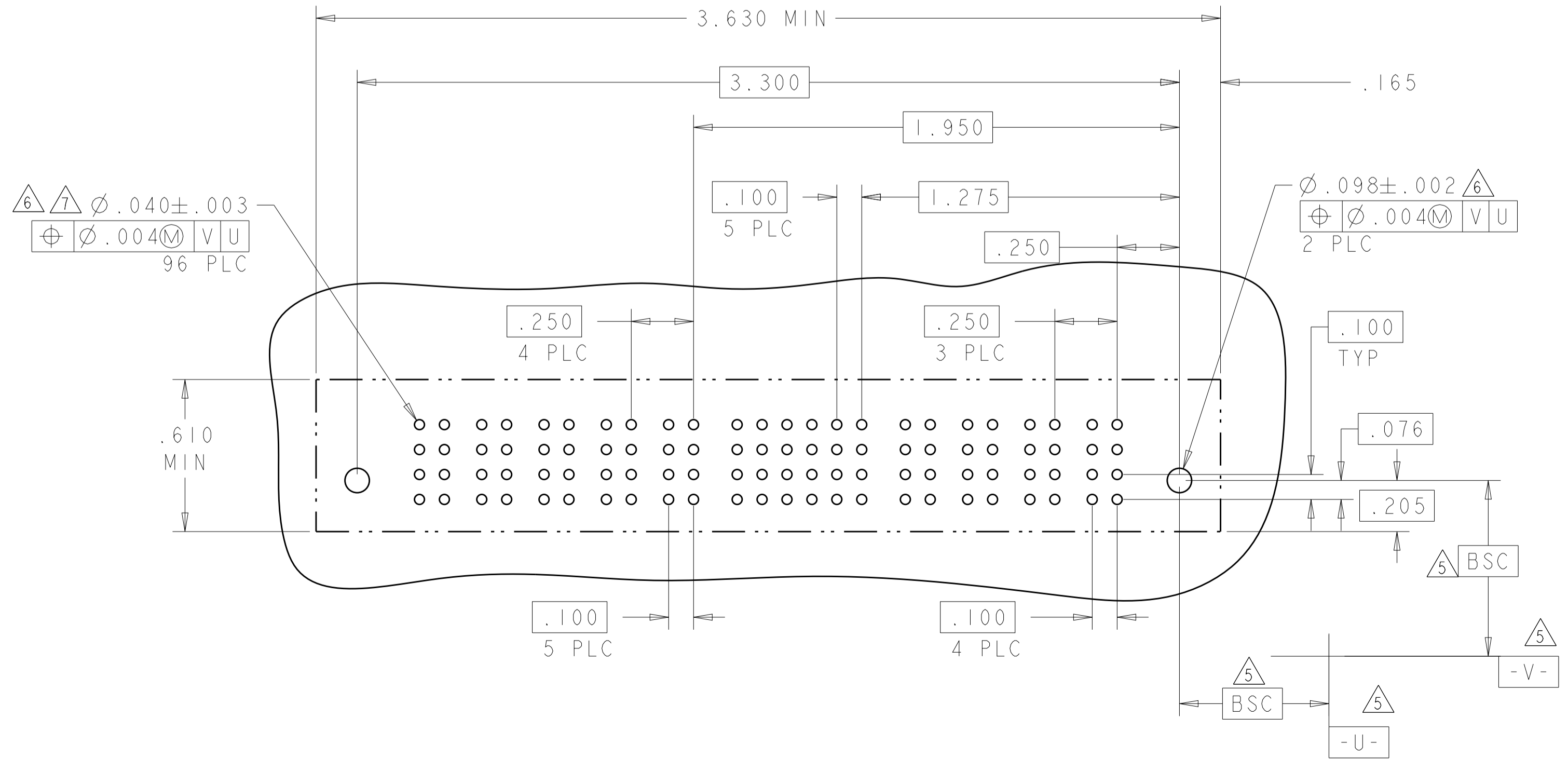
PART NUMBER	ROWS	POWER (L)					SIGNAL					POWER (R)				
		P8	P7	P6	P5	P4	6	5	4	3	2	1	P3	P2	P1	
5-6450550-3	D	○	GP	GP	GP	GS	GS	AP	AP	AP			GP	GS	GS	○
	C							AP	AP	AP						
	B							AP	AP	AP						
	A							AP	AP	AP						
3ACP + 24S + 5P																

NO CONTACTS LOADED

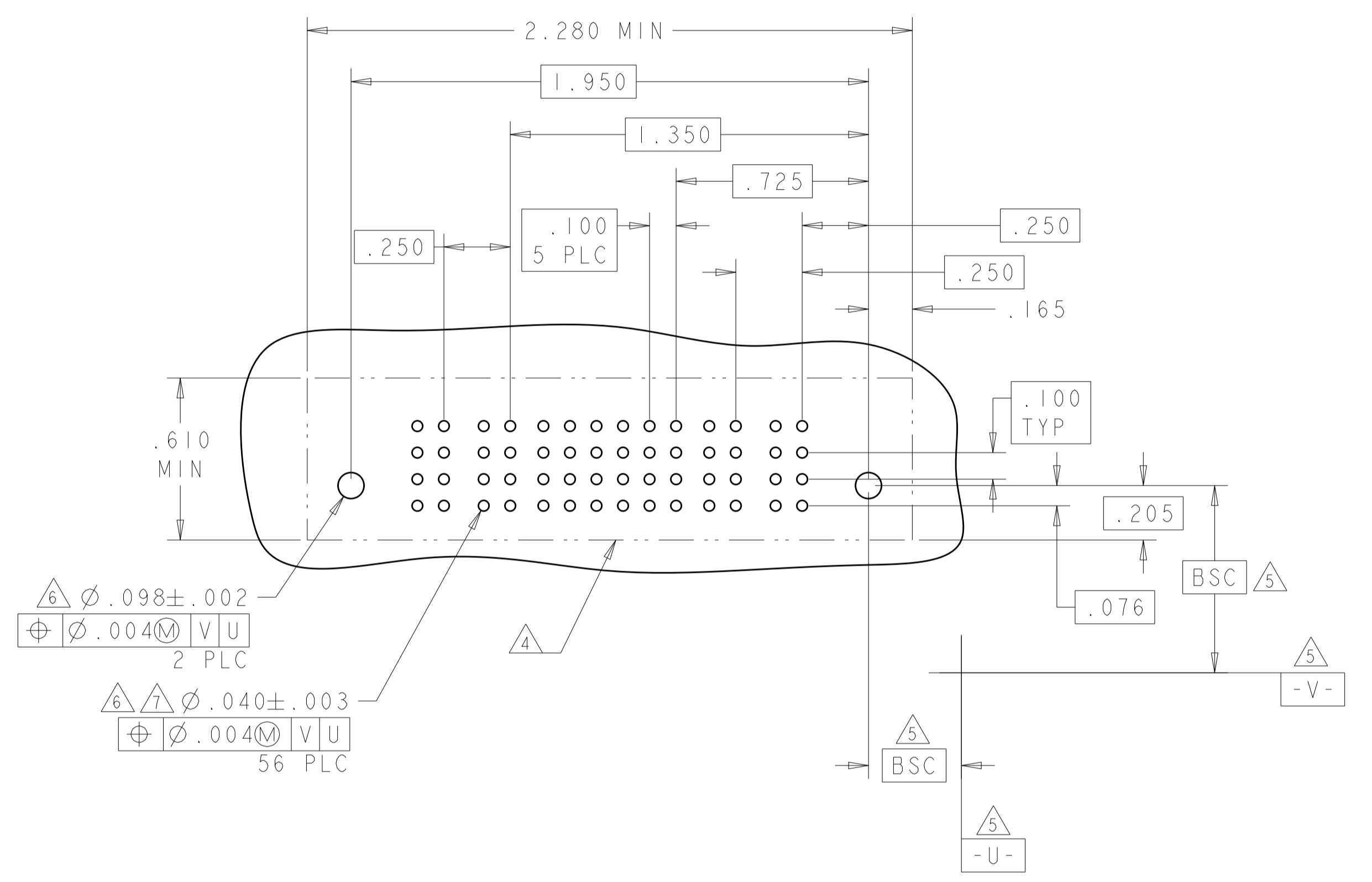


PART NUMBER	ROWS	POWER (L)					SIGNAL					POWER (R)				
		P9	P8	P7	P6	P5	6	5	4	3	2	1	P4	P3	P2	P1
5-6450550-5	D	○	GS	GS	GS	GS	GS	AP	AP	AP	AP	AP	GS	GS	GS	GS
	C							AP	AP	AP	AP	AP				
	B							AP	AP	AP	AP	AP				
	A							AP	AP	AP	AP	AP				
4P + 24S + 5P																

NO CONTACTS LOADED



ASSY PART NUMBER	ROWS	POWER		SIGNAL					POWER				
		P4	P3	6	5	4	3	2	1	P2	P1		
4-6450550-7	D	○	GS	GP	AP	AP	AP	AP	AP	AP	GP	GS	○
	C				AP	AP	AP	AP	AP				
	B				AP	AP	AP	AP	AP				
	A				AP	AP	AP	AP	AP				
2P + 24S + 2P													



THIS DRAWING IS A CONTROLLED DOCUMENT.

DIMENSIONS: INCHES	TOLERANCES UNLESS OTHERWISE SPECIFIED:	0 PLC ±.01	1 PLC ±.01	2 PLC ±.01	3 PLC ±.005	4 PLC ±.002	ANGLES ±.020
--------------------	--	------------	------------	------------	-------------	-------------	--------------

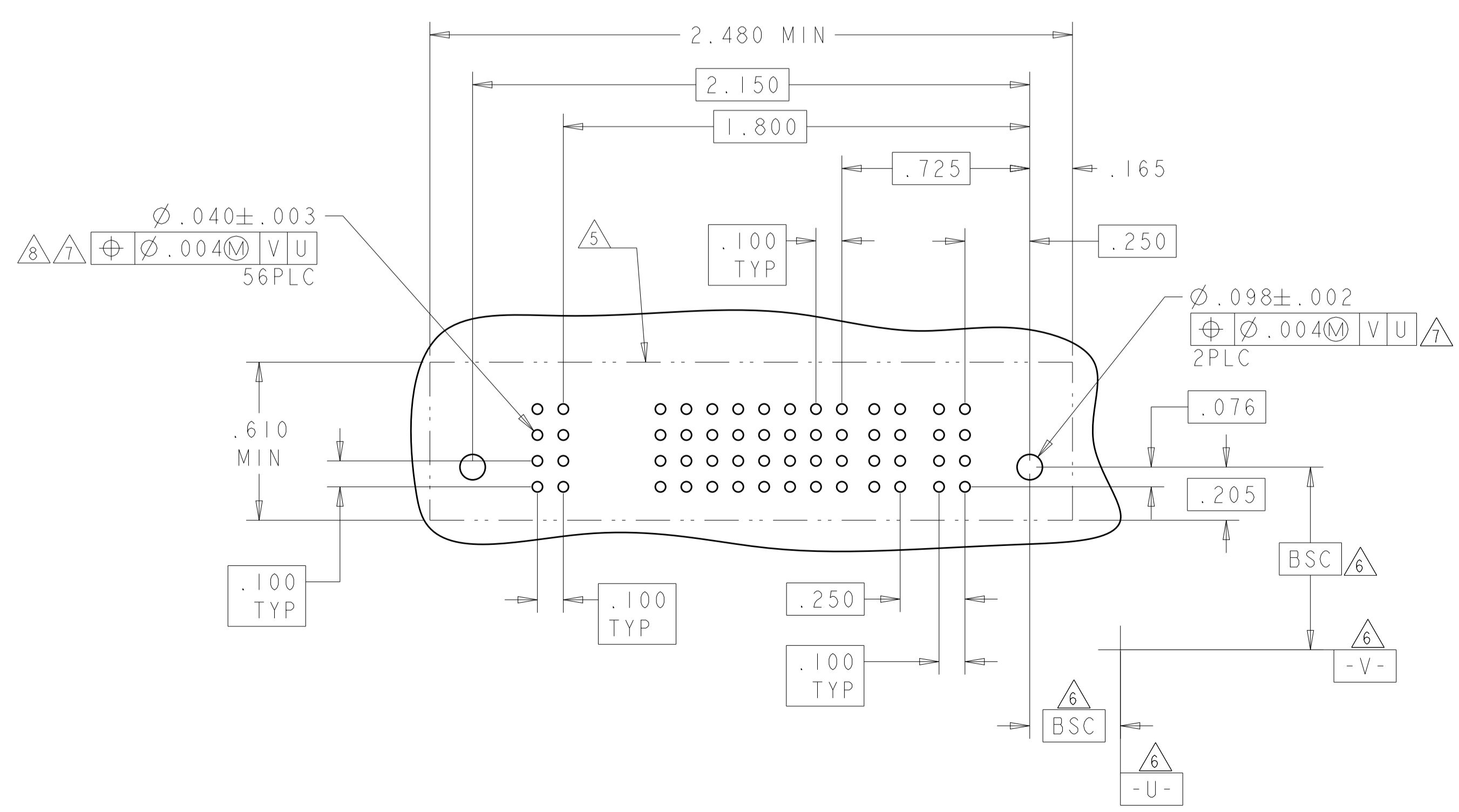
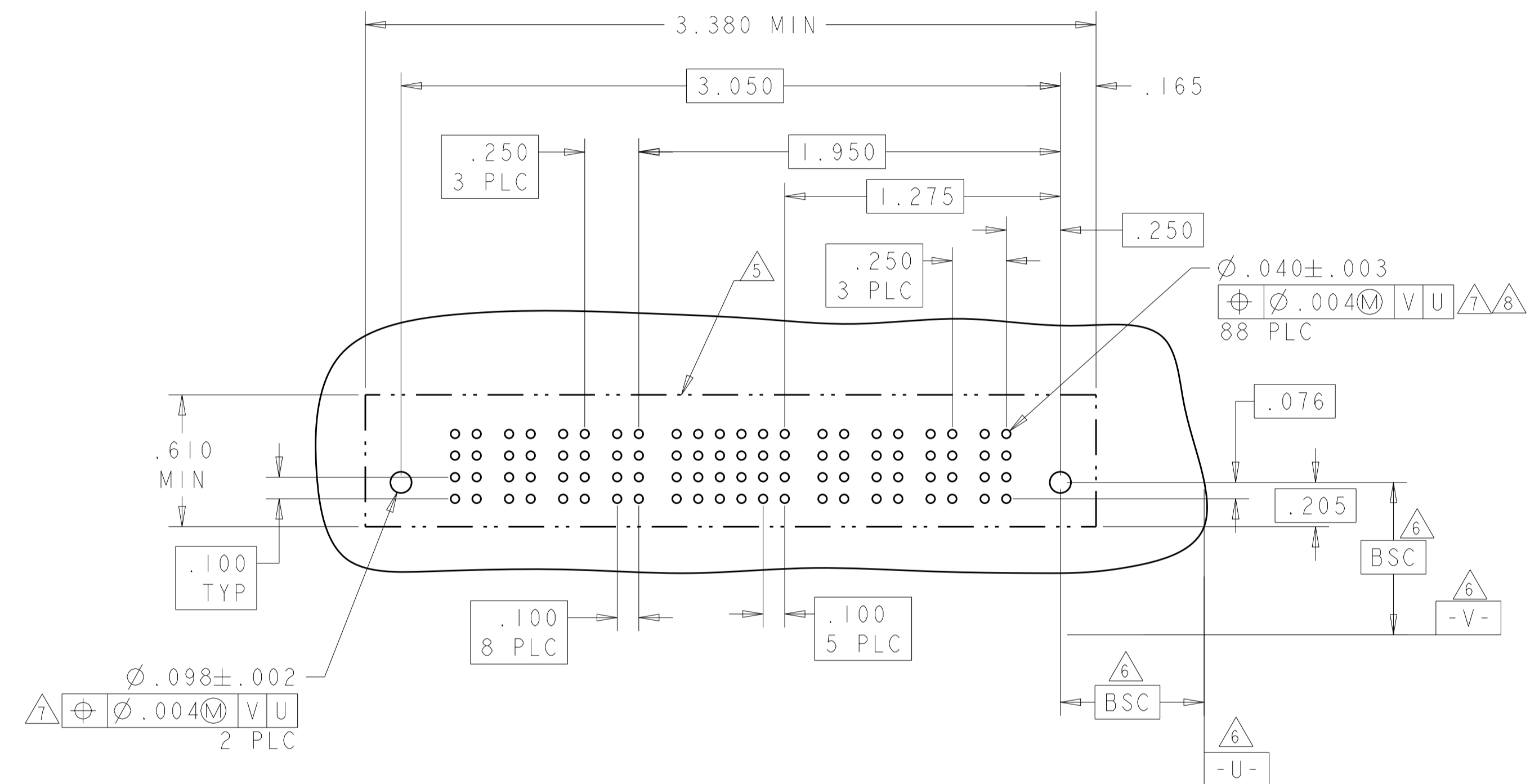
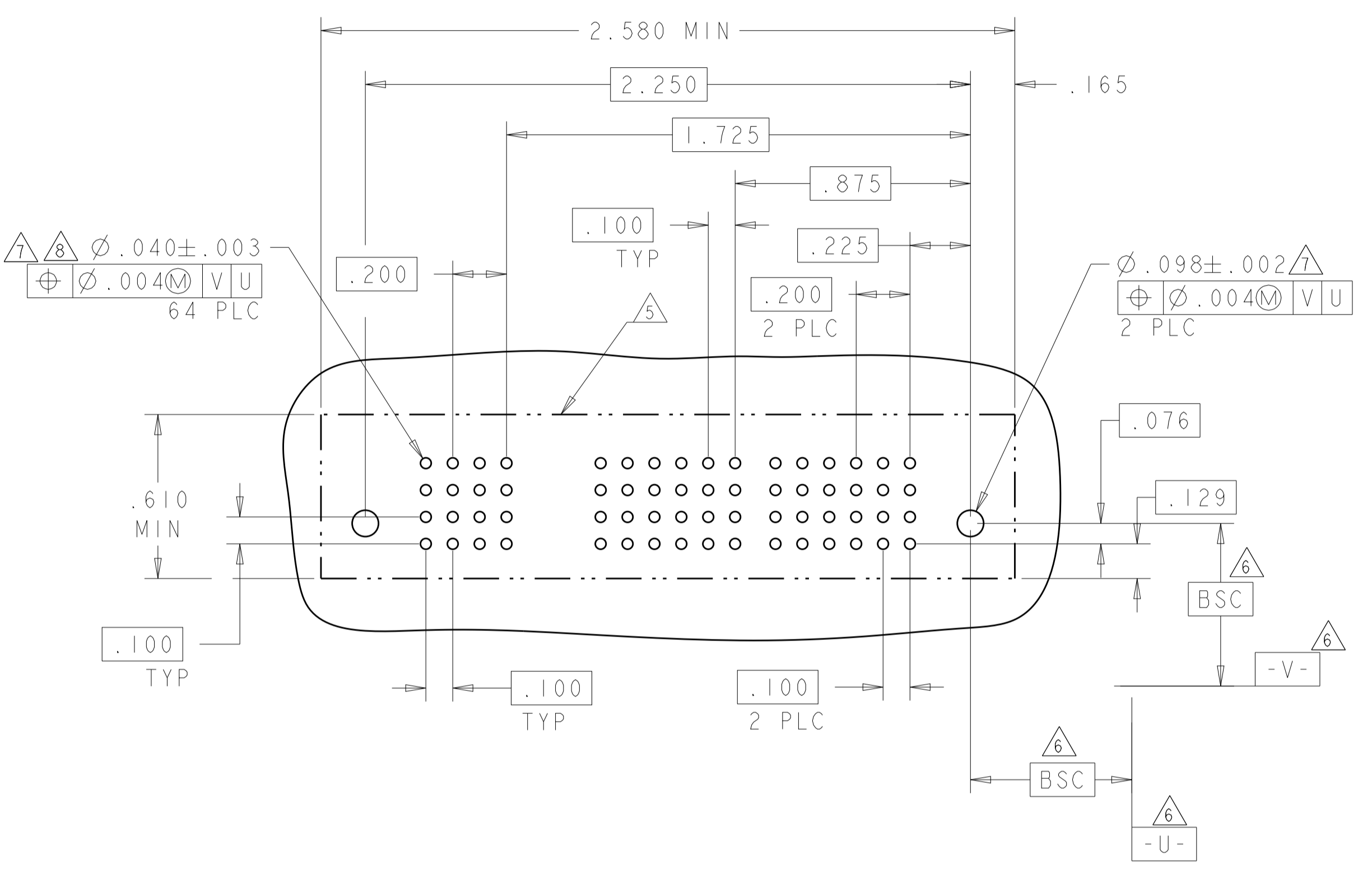
OWN: R. GRZYBOWSKI 02MAY05	CHEK: M. PERCHERKE 02MAY05	APVD: M. PERCHERKE	NAME: VERTICAL RECEPTACLE ASSEMBLY WITH GUIDES, MULTI-BEAM XL
PRODUCT SPEC: 108-1973		APPLICATION SPEC: 114-13038	
WEIGHT: -		SIZE: A100779C=6450550	
CUSTOMER DRAWING		SCALE: 4:1 SHEET 12 OF 23 REV: U3	

TE Connectivity

LOC		DIST		REVISONS			
ES	00	P	LTM	DESCRIPTION	DATE	DWN	APVD
				SEE SHEET 1			

PART NUMBER	ROWS	POWER			SIGNAL						POWER			
		P6	P5	P4	6	5	4	3	2	1	P3	P2	P1	
5-6450550-6	D C B A	GS	GS	AP	AP	AP	AP	AP	AP	AP	AP	GP	GS	GS
					AP	AP	AP	AP	AP	AP				
					AP	AP	AP	AP	AP	AP				
					AP	AP	AP	AP	AP	AP				
3P + 24S + 3P														

PART NUMBER	ROWS	POWER (L)				SIGNAL						POWER (R)			
		P8	P7	P6	P5	6	5	4	3	2	1	P4	P3	P2	P1
5-6450550-7	D C B A	GP	GS	GP	GS	AP	AP	AP	AP	AP	AP	GS	GP	GS	GP
						AP	AP	AP	AP	AP	AP				
						AP	AP	AP	AP	AP	AP				
						AP	AP	AP	AP	AP	AP				
4P + 24S + 4P															



PART NUMBER	ROWS	POWER (L)		SIGNAL								POWER (R)			
		P4	P3	8	7	6	5	4	3	2	1	P2	P1		
5-6450550-8	D C B A	GS	GS	AP	AP	AP	AP	AP	AP	AP	AP	AP	AP	GP	GS
				AP	AP	AP	AP	AP	AP	AP	AP				
				AP	AP	AP	AP	AP	AP	AP	AP				
				AP	AP	AP	AP	AP	AP	AP	AP				
2P + 32S + 2P															

THIS DRAWING IS A CONTROLLED DOCUMENT.

DWN: R. GRZYBOWSKI 02MAY05
 CHK: M. PERCHERKE 02MAY05
 APVD: M. PERCHERKE

TE Connectivity

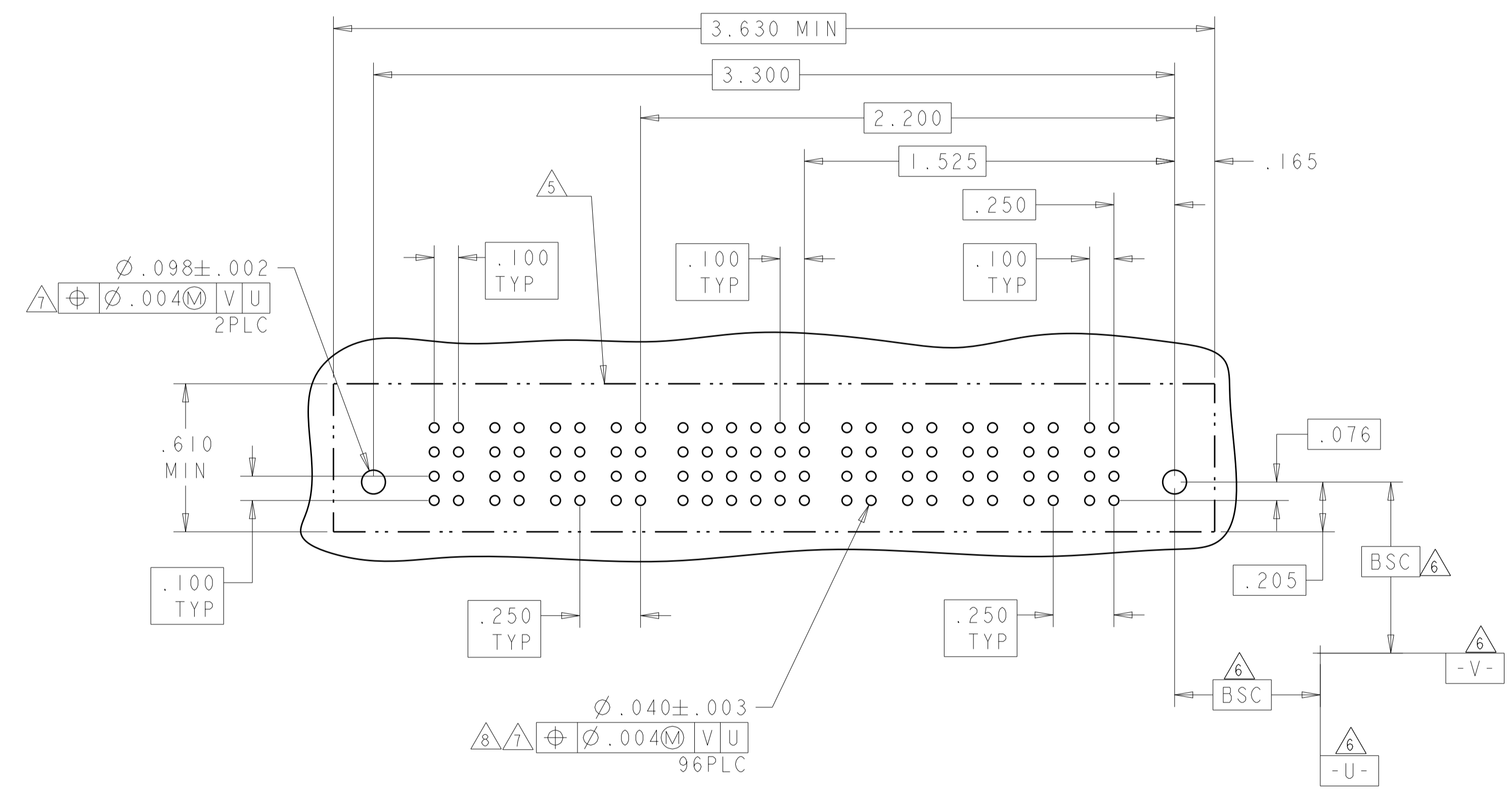
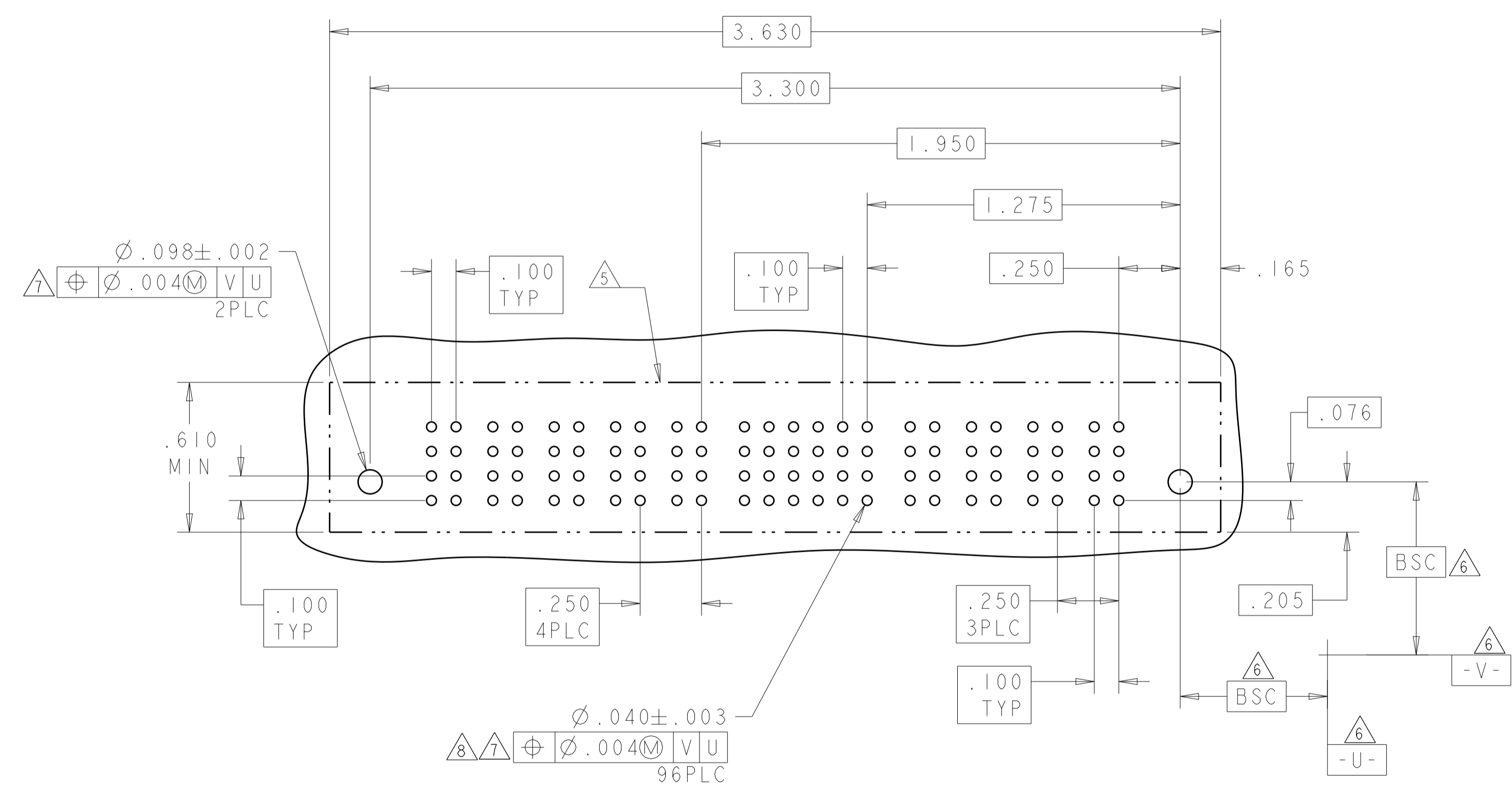
VERTICAL RECEPTACLE ASSEMBLY WITH GUIDES, MULTI-BEAM XL

SCALE: 4:1 SHEET 13 OF 23 REV: U3

LOC	DIST	REVISIONS			
P	LTN	DESCRIPTION	DATE	DWN	APVD
-	-	SEE SHEET 1	-	-	-

PART NUMBER	ROWS	POWER					SIGNAL					POWER								
		P9	P8	P7	P6	P5	6	5	4	3	2	1	P4	P3	P2	P1				
5-6450550-9	D C B A	GP	GP	GP	GP	GP	AP	AP	AP	AP	AP	AP	AP	AP	AP	GP	GP	GP	GP	GP
		HD														HD				
		4P + 24S + 5P																		

PART NUMBER	ROWS	POWER					SIGNAL					POWER								
		P9	P8	P7	P6	P5	6	5	4	3	2	1	P5	P4	P3	P2	P1			
6-6450550-0	D C B A	GP	GP	GP	GP	GP	AP	AP	AP	AP	AP	AP	AP	AP	AP	GP	GP	GP	GP	GP
		HD														HD				
		5P + 24S + 4P																		

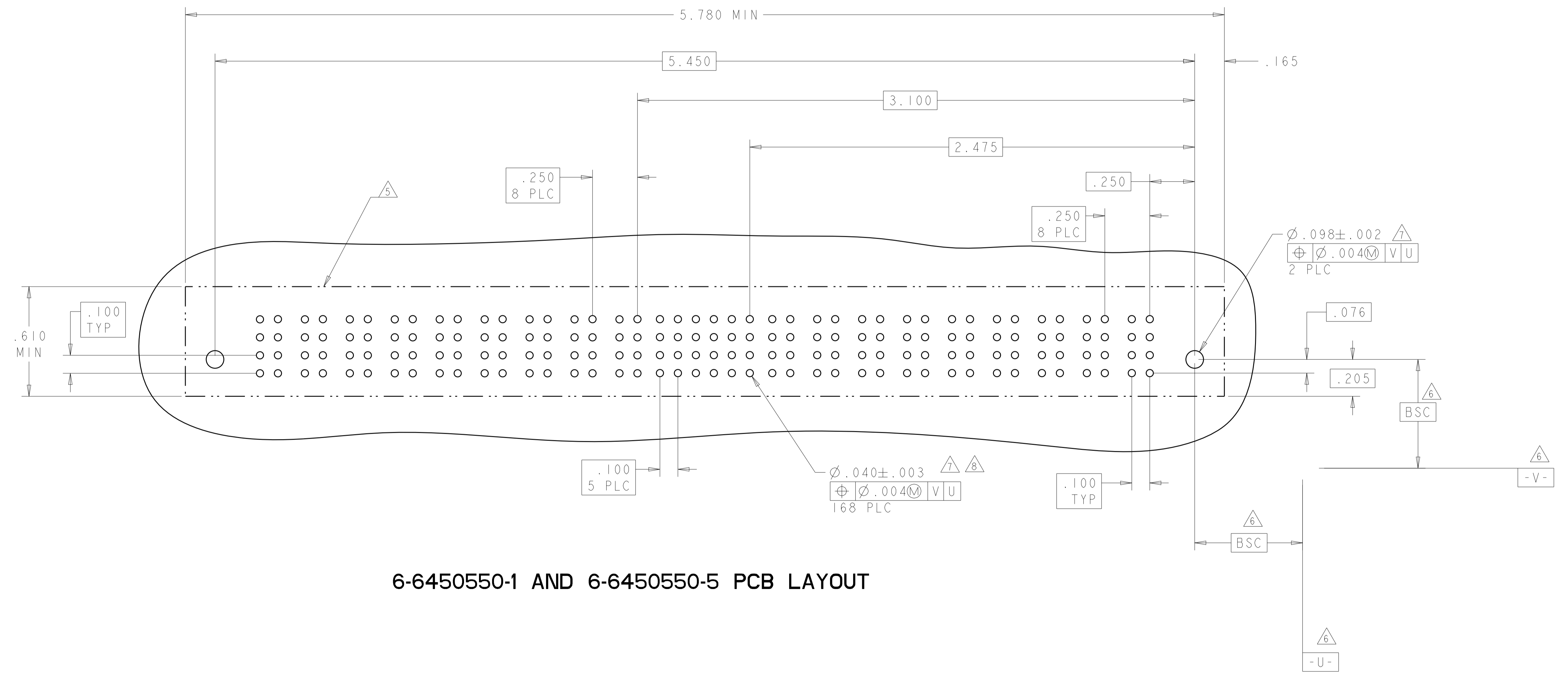


THIS DRAWING IS A CONTROLLED DOCUMENT.		DWN R. GRZYBOWSKI 02MAY05	TE Connectivity
DIMENSIONS: INCHES		CHK M. PERCHERKE 02MAY05	
TOLERANCES UNLESS OTHERWISE SPECIFIED: 0 PLC ± 1 PLC ±.01 2 PLC ±.01 3 PLC ±.005 4 PLC ±.002 ANGLES ±.020		APVD M. PERCHERKE	NAME VERTICAL RECEPTACLE ASSEMBLY WITH GUIDES, MULTI-BEAM XL
MATERIAL		PRODUCT SPEC 108-1973	SIZE A100779
FINISH		APPLICATION SPEC 114-13038	CAGE CODE C=6450550
		WEIGHT	RESTRICTED TO
		CUSTOMER DRAWING	SCALE 4:1 SHEET 14 OF 23 REV U3

LOC		DIST		REVISIONS			
ES	00	P	LTN	DESCRIPTION	DATE	OWN	APVD
-	-	-	-	SEE SHEET 1	-	-	-

PART NUMBER	ROWS	POWER										SIGNAL						POWER										
		P18	P17	P16	P15	P14	P13	P12	P11	P10	1	2	3	4	5	6	P9	P8	P7	P6	P5	P4	P3	P2	P1			
6-6450550-1	D C B A	GS	GS	GP	GP	GP	GS	GS	GS	GS	AP	AP	AP	AP	AP	AP	GS	GS	GS	GS	GP	GP	GP	GS	GS			
		GS	GS	GP	GP	GP	GS	GS	GS	GS	AP	AP	AP	AP	AP	AP	GS	GS	GS	GS	GP	GP	GP	GS	GS			
		GS	GS	GP	GP	GP	GS	GS	GS	GS	AP	AP	AP	AP	AP	AP	GS	GS	GS	GS	GP	GP	GP	GS	GS			
		GS	GS	GP	GP	GP	GS	GS	GS	GS	AP	AP	AP	AP	AP	AP	GS	GS	GS	GS	GP	GP	GP	GS	GS			
9P + 24S + 9P																												

PART NUMBER	ROWS	POWER										SIGNAL						POWER										
		P18	P17	P16	P15	P14	P13	P12	P11	P10	1	2	3	4	5	6	P9	P8	P7	P6	P5	P4	P3	P2	P1			
6-6450550-5	D C B A	GP	GS	GS	GS	GS	GS	GS	GS	GS	AP	AP	AP	AP	AP	AP	GS	GS	GS	GS	GS	GS	GS	GS	GP			
		GP	GS	GS	GS	GS	GS	GS	GS	GS	AP	AP	AP	AP	AP	AP	GS	GS	GS	GS	GS	GS	GS	GP				
		GP	GS	GS	GS	GS	GS	GS	GS	GS	AP	AP	AP	AP	AP	AP	GS	GS	GS	GS	GS	GS	GS	GP				
		GP	GS	GS	GS	GS	GS	GS	GS	GS	AP	AP	AP	AP	AP	AP	GS	GS	GS	GS	GS	GS	GS	GP				
9P + 24S + 9P																												

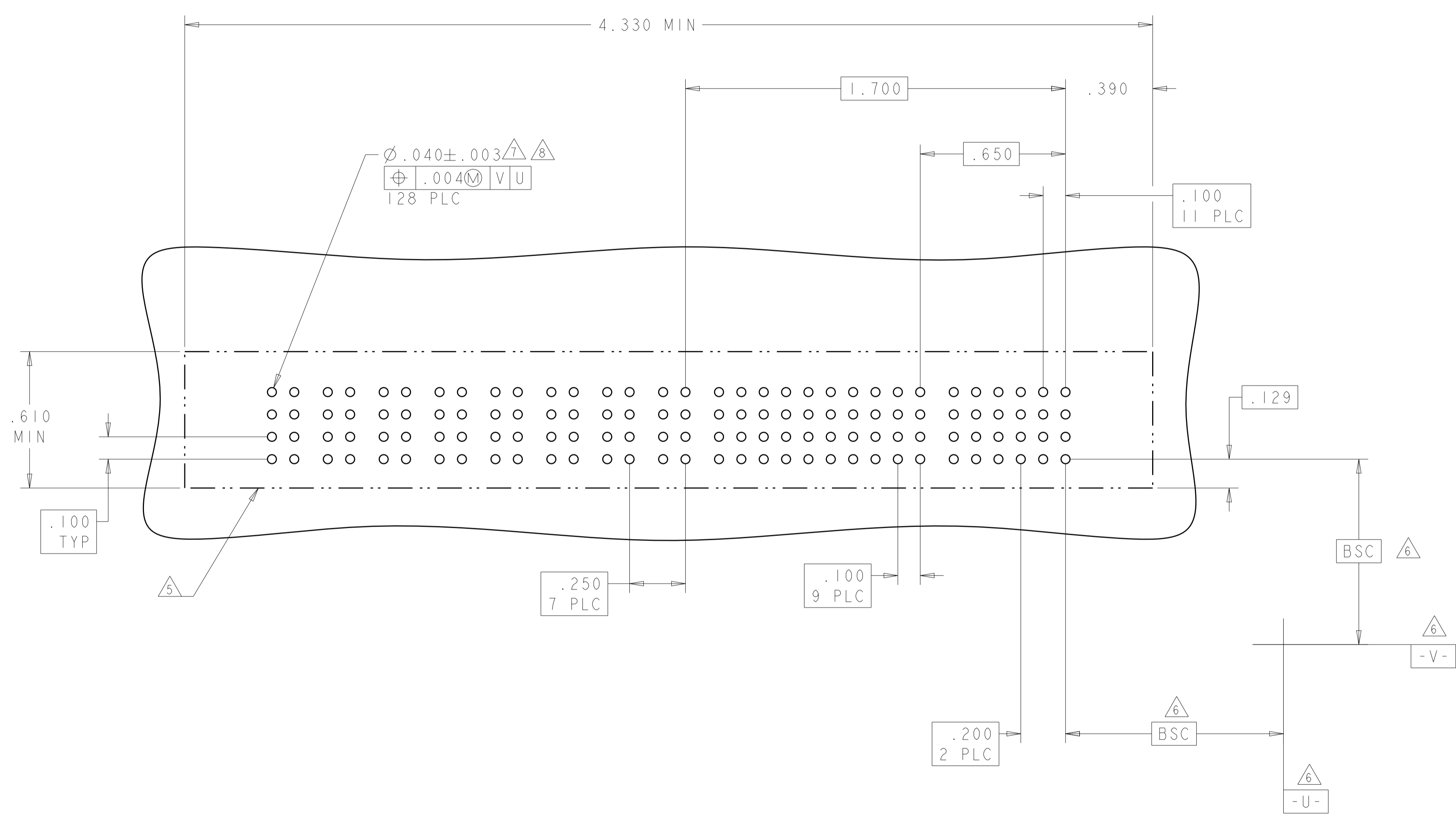


6-6450550-1 AND 6-6450550-5 PCB LAYOUT

THIS DRAWING IS A CONTROLLED DOCUMENT.		OWN	R. GRZYBOWSKI	02MAY05
DIMENSIONS:		CHK	M. PERCHERKE	02MAY05
INCHES		APVD	M. PERCHERKE	
TOLERANCES UNLESS OTHERWISE SPECIFIED:		NAME		
0 PLC	±	VERTICAL RECEPTACLE ASSEMBLY WITH GUIDES, MULTI-BEAM XL		
1 PLC	±.01	PRODUCT SPEC		
2 PLC	±.01	108-1973		
3 PLC	±.005	APPLICATION SPEC		
4 PLC	±.0020	114-13038		
ANGLES	±.0020	SIZE		
FINISH		CAGE CODE		
		DRAWING NO		
		RESTRICTED TO		
		A100779		
		C=6450550		
		SCALE		
		4:1		
		SHEET		
		15 OF 23		
		REV		
		U3		
		CUSTOMER DRAWING		

LOC		DIST		REVISIONS			
P	LTN	DESCRIPTION	DATE	DWN	APVD		
-	-	SEE SHEET 1	-	-	-		

PART NUMBER	ROWS	POWER								SIGNAL								POWER				
		P11	P10	P9	P8	P7	P6	P5	P4	I0	9	8	7	6	5	4	3	2	1	P3	P2	P1
6-6450550-2	D C B A	GS	GS	GS	GS	GP	GP	GP	GP	AP	AP	AP	AP	AP	AP	AP	AP	AP	AP	GS	GP	GS
		GS	GS	GS	GS	GP	GP	GP	GP	AP	AP	AP	AP	AP	AP	AP	AP	AP	GS	GP	GS	
		GS	GS	GS	GS	GP	GP	GP	GP	AP	AP	AP	AP	AP	AP	AP	AP	AP	GS	GP	GS	
3P + 40S + 8P																						



THIS DRAWING IS A CONTROLLED DOCUMENT.

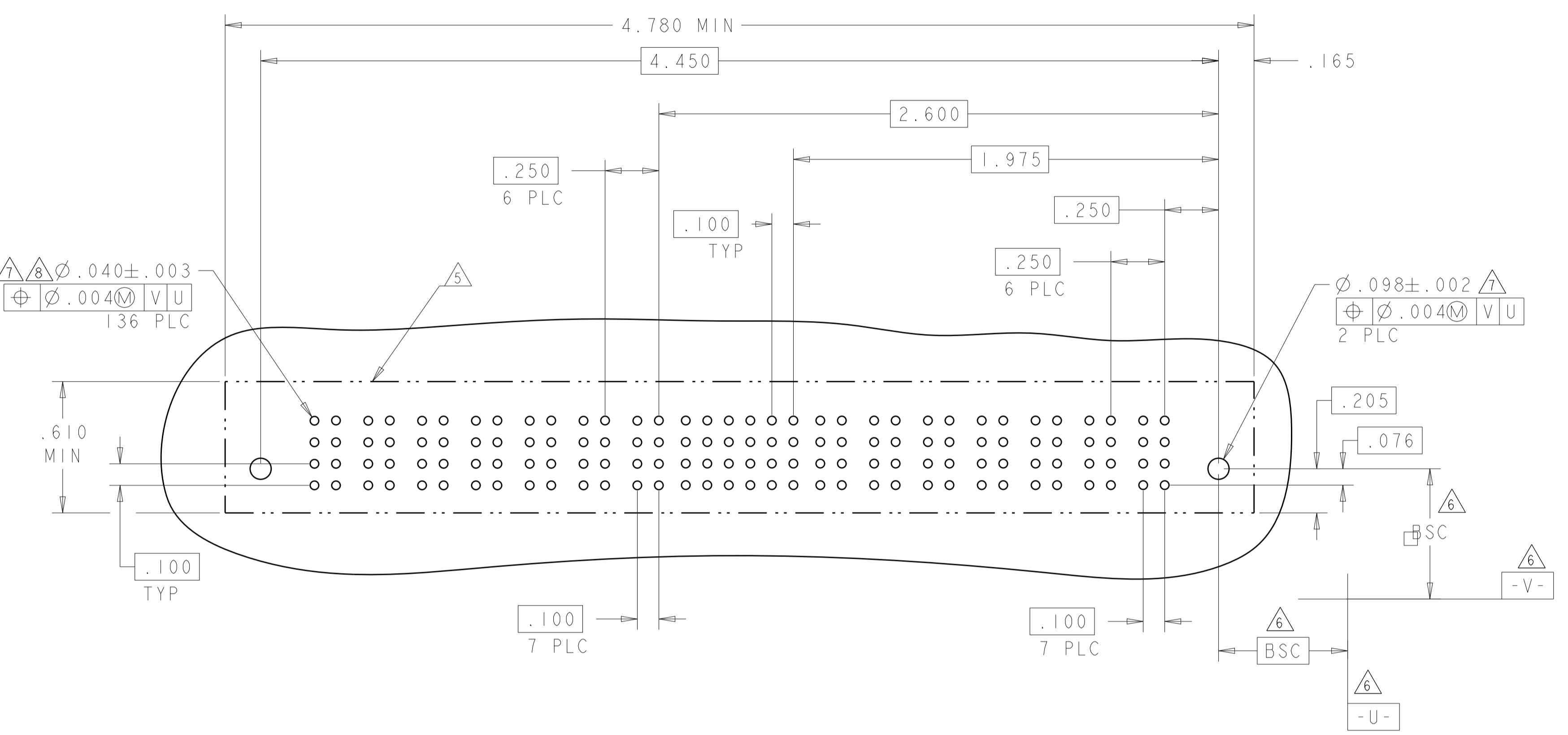
DIMENSIONS:	TOLERANCES UNLESS OTHERWISE SPECIFIED:	DWN: R. GRZYBOWSKI 02MAY05	CHK: M. PERCHERKE 02MAY05	APVD: M. PERCHERKE	NAME: VERTICAL RECEPTACLE ASSEMBLY WITH GUIDES, MULTI-BEAM XL
INCHES	0 PLC ± 1 PLC ±.01 2 PLC ±.01 3 PLC ±.005 4 PLC ±.002 ANGLES ±.2°	PRODUCT SPEC: 108-1973	APPLICATION SPEC: 114-13038	WEIGHT: -	RESTRICTED TO: -
MATERIAL:	FINISH:	SIZE: A1	CAGE CODE: 6450550	SCALE: 4:1	SHEET 16 OF 23
CUSTOMER DRAWING		REV: U3			

4805 (3/11)

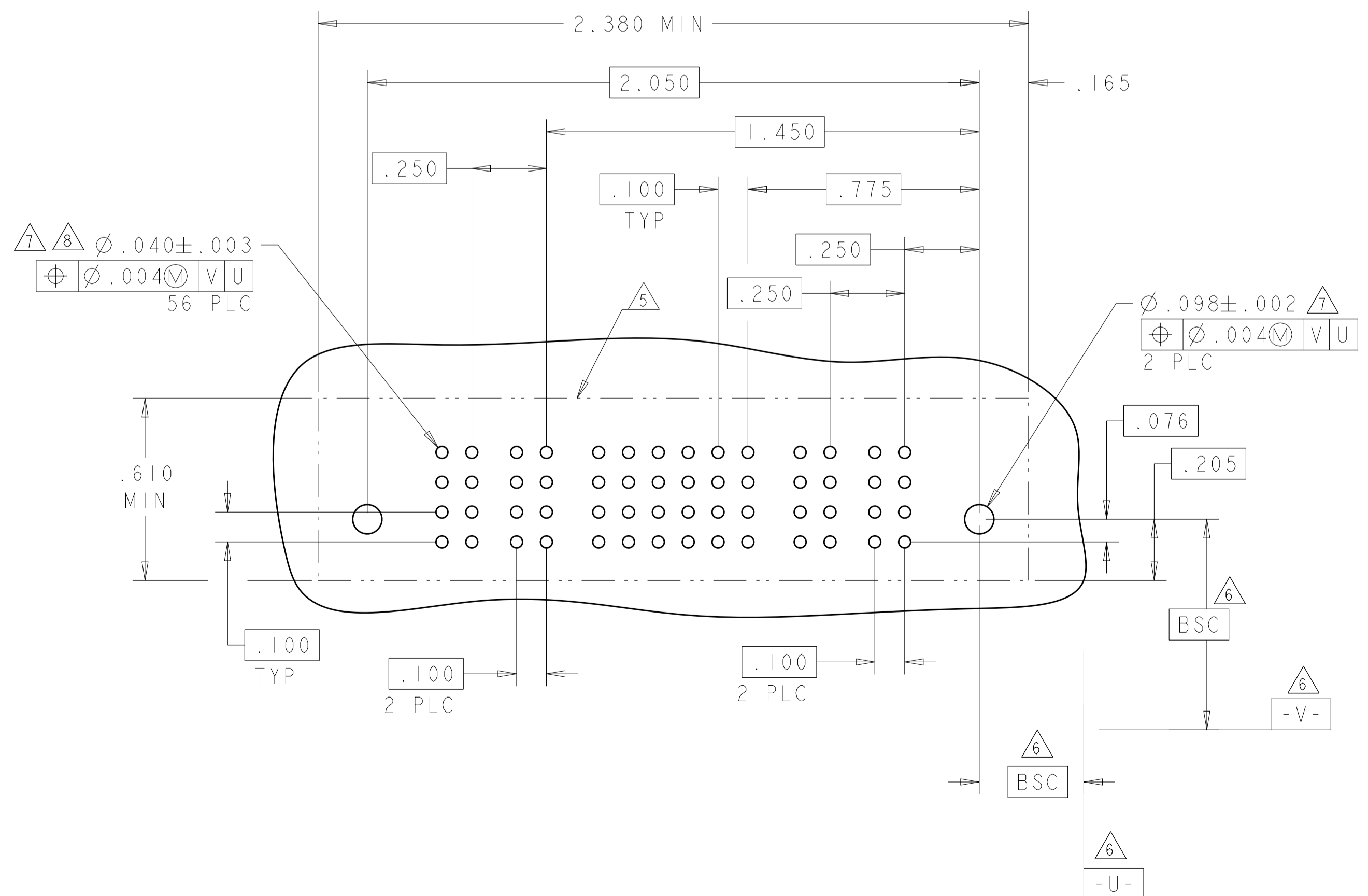
LOC		DIST		REVISONS			
ES	00	P	LTN	DESCRIPTION	DATE	OWN	APVD
		-		SEE SHEET 1			

PART NUMBER	ROWS	POWER							SIGNAL						POWER						
		P14	P13	P12	P11	P10	P9	P8	1	2	3	4	5	6	P7	P6	P5	P4	P3	P2	P1
6-6450550-3	D C B A	GP	GP	GP	GS	GS	GS	GS	AP	AP	AP	AP	AP	AP	GS	GS	GS	GS	GP	GP	GP
									AP	AP	AP	AP	AP	AP							
									AP	AP	AP	AP	AP	AP							
7P + 24S + 7P		HD		HD																	

ASSY PART NUMBER	ROWS	POWER				SIGNAL				POWER	
		P6	P5	P4	P3	4	3	2	1	P2	P1
6-6450550-4	D C B A	GP	GP	GS	GS	AP	AP	AP	AP	GS	GP
						AP	AP	AP	AP		
						AP	AP	AP	AP		
2P + 16S + 4P		HD		HD							



REMARK:
 PCB LAYOUT THE SAME AS 5-6450550-4



ASSY PART NUMBER	ROWS	POWER		SIGNAL						POWER	
		P4	P3	6	5	4	3	2	1	P2	P1
6-6450550-6	D C B A	GS	GP	AP	AP	AP	AP	AP	AP	GS	GP
				AP	AP	AP	AP	AP	AP		
				AP	AP	AP	AP	AP	AP		
2P + 24S + 2P		HD		HD							

THIS DRAWING IS A CONTROLLED DOCUMENT. DWN: R.GRZYBOWSKI 02MAY05
 CHK: M.PERCHEKKE 02MAY05
 APVD: M.PERCHEKKE

STE TE Connectivity

NAME: VERTICAL RECEPTACLE ASSEMBLY WITH GUIDES, MULTI-BEAM XL

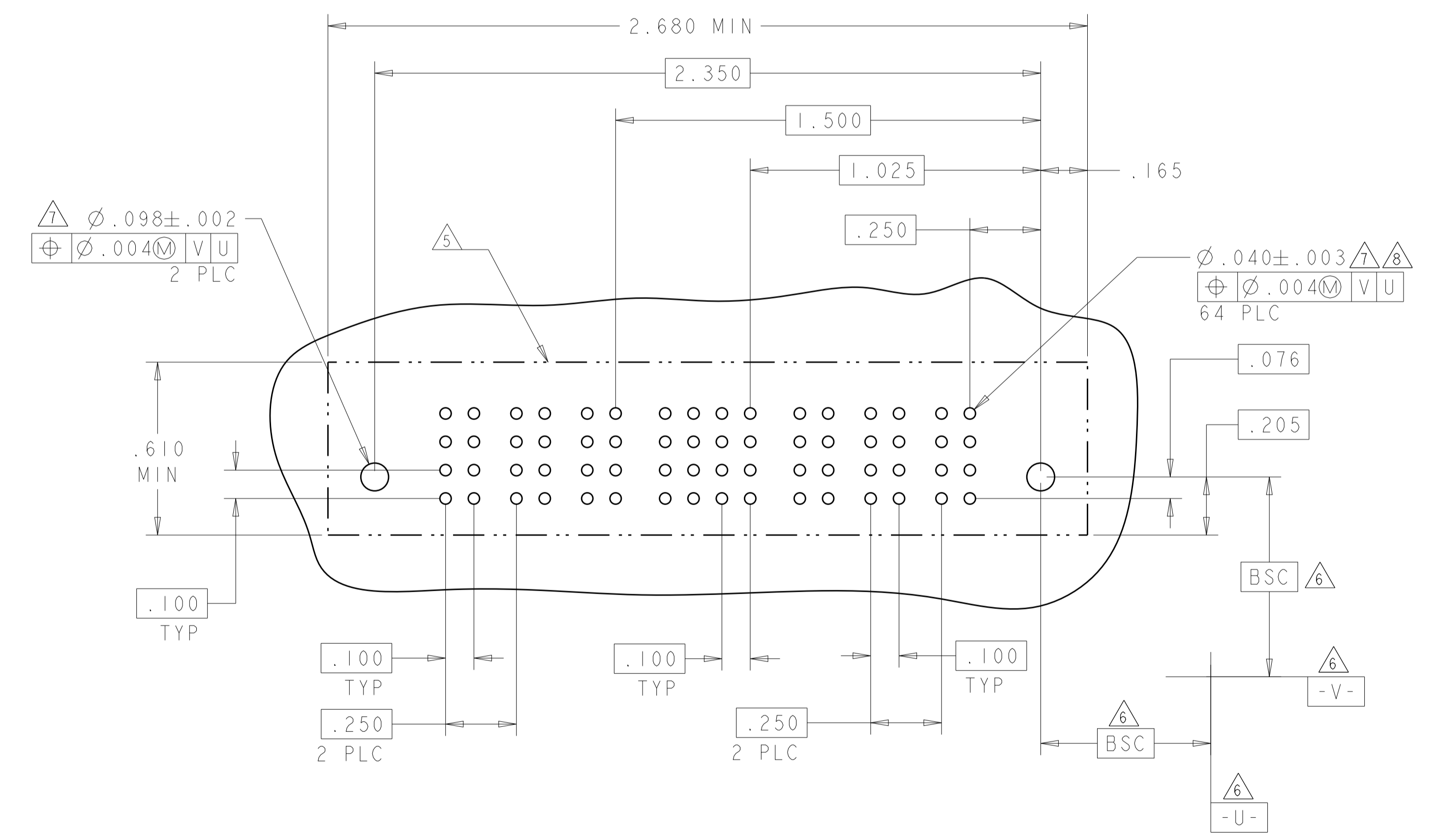
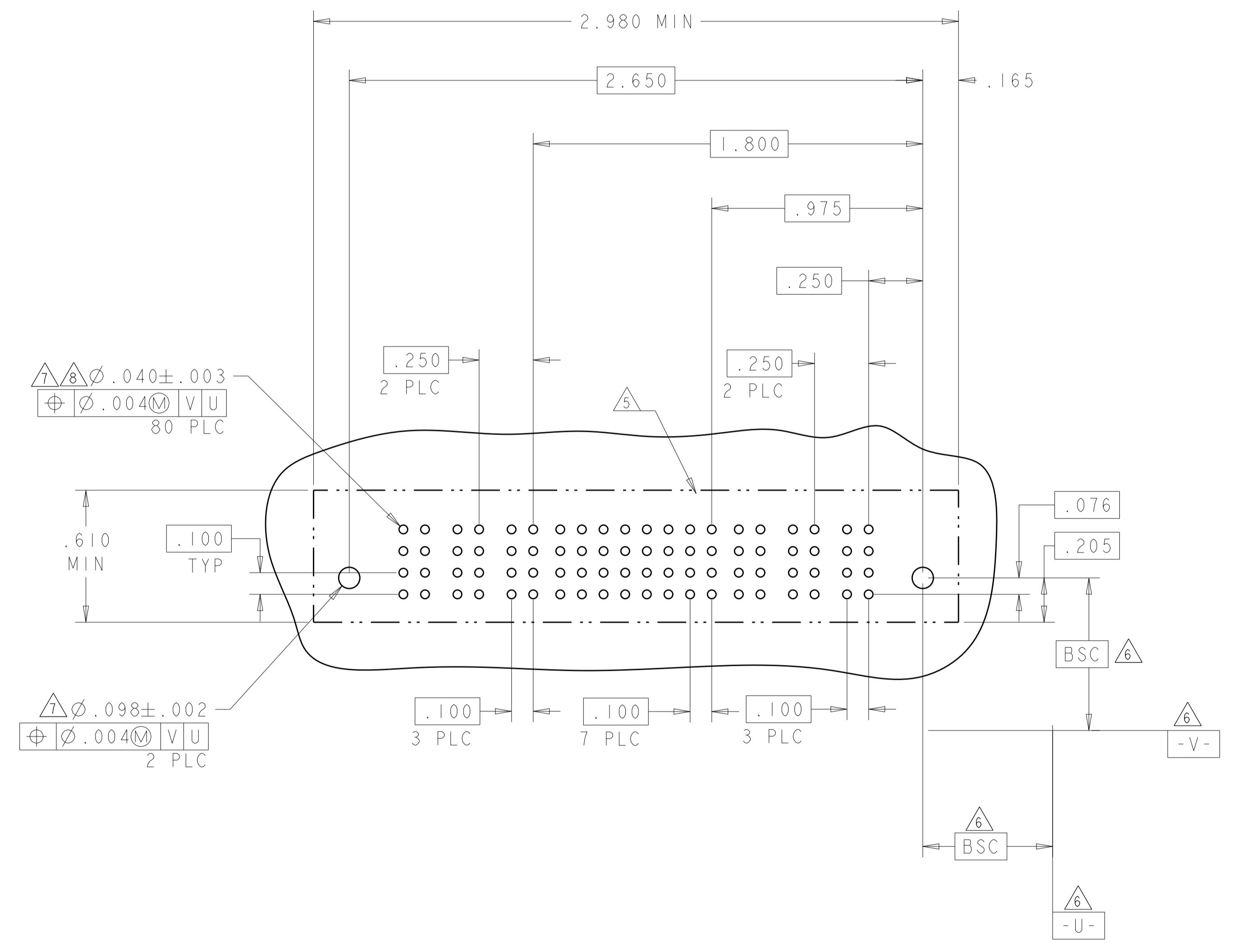
PRODUCT SPEC: 108-1973
 APPLICATION SPEC: 114-13038
 WEIGHT: -
 MATERIAL: -
 FINISH: -

SCALE: 4:1 SHEET 17 OF 23 REV: U3

LOC	DIST	REVISIONS			
P	LTN	DESCRIPTION	DATE	DMN	APVD
ES	00	SEE SHEET 1			

PART NUMBER	ROWS	POWER			SIGNAL								POWER			
		P6	P5	P4	8	7	6	5	4	3	2	1	P3	P2	P1	
6-6450550-7	D	GS	GS	GS	AP	AP	AP	AP	AP	AP	AP	AP	AP	GP	GP	GP
	C				AP	AP	AP	AP	AP	AP	AP	AP				
	B				AP	AP	AP	AP	AP	AP	AP	AP				
	A				AP	AP	AP	AP	AP	AP	AP	AP				
3P + 32S + 3P																

PART NUMBER	ROWS	POWER			SIGNAL				POWER		
		P6	P5	P4	4	3	2	1	P3	P2	P1
6-6450550-9	D	GP	GP	GP	AP	AP	AP	AP	GS	GS	GS
	C				AP	AP	AP	AP			
	B				AP	AP	AP	AP			
	A				AP	AP	AP	AP			
3P + 16S + 3P											



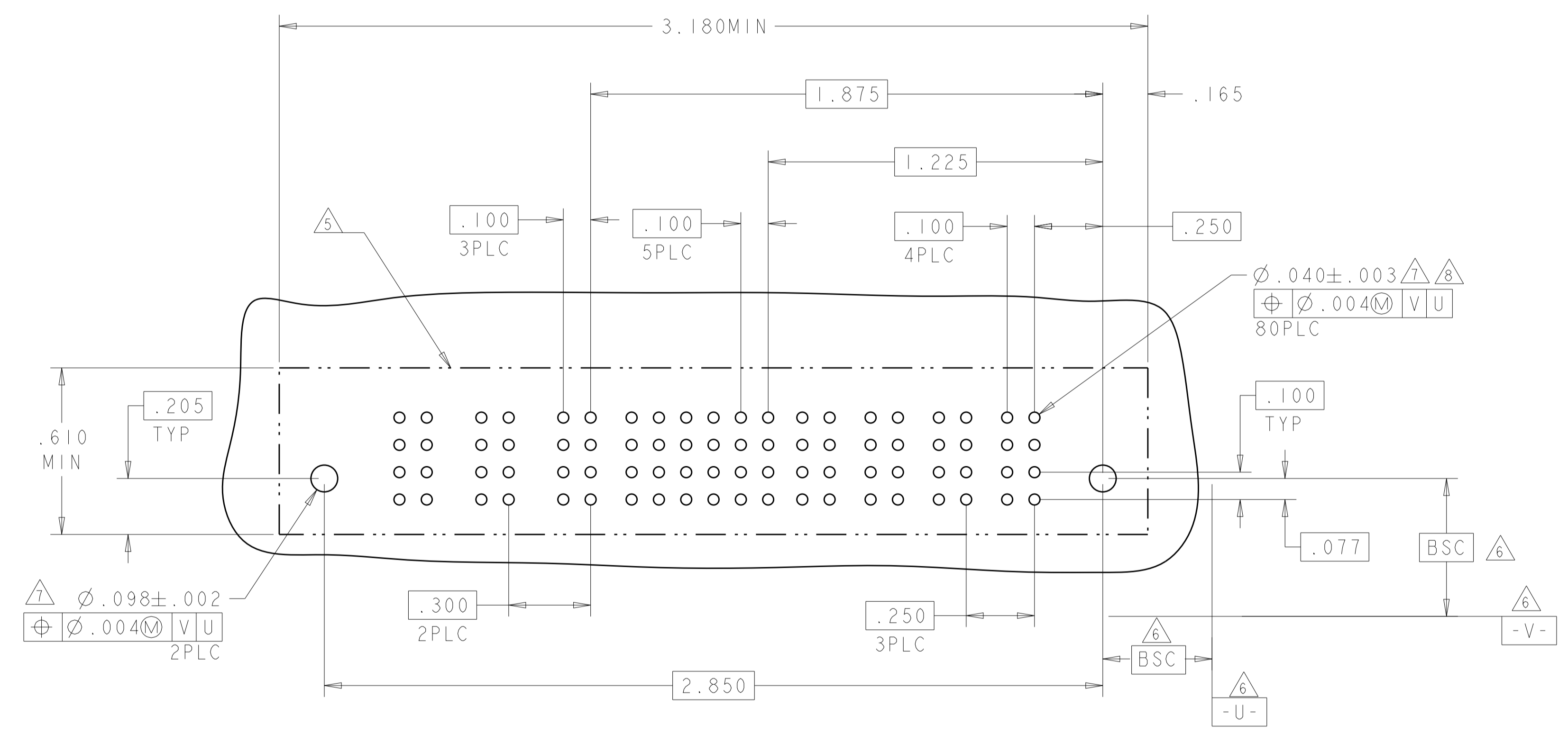
THIS DRAWING IS A CONTROLLED DOCUMENT.

DIMENSIONS:	TOLERANCES UNLESS OTHERWISE SPECIFIED:	OWN: R. GRZYBOWSKI 02MAY05	CHK: M. PERCHERKE 02MAY05	APVD: M. PERCHERKE	NAME: VERTICAL RECEPTACLE ASSEMBLY WITH GUIDES, MULTI-BEAM XL
INCHES	0 PLC ± 1 PLC ±.01 2 PLC ±.01 3 PLC ±.005 4 PLC ±.002 ANGLES ±.020	PRODUCT SPEC: 108-1973	APPLICATION SPEC: 114-13038	SIZE: 114-13038	RESTRICTED TO: -
MATERIAL:	FINISH:	WEIGHT:	CAGE CODE: 100779	DRAWING NO: 6450550	SHEET 18 OF 23
CUSTOMER DRAWING		SCALE: 4:1		REV: U3	

4805 (3/11)

LOC	DIST	REV	DATE	BY	APPV
ES	00				
		DESCRIPTION	DATE	BY	APPV
		SEE SHEET 1			

PART NUMBER	ROWS	POWER			SIGNAL					POWER					
		P7	P6	P5	6	5	4	3	2	1	P4	P3	P2	P1	
7-6450550-0	D C B A	HD	VS	VS	VP	P	P	P	P	P	P	VS	VS	VS	VS
			P	P	P	P	P	P	P	P	P	P	P	P	
			P	P	P	P	P	P	P	P	P	P	P	P	
			P	P	P	P	P	P	P	P	P	P	P	P	
4P + 24S + 3ACP															



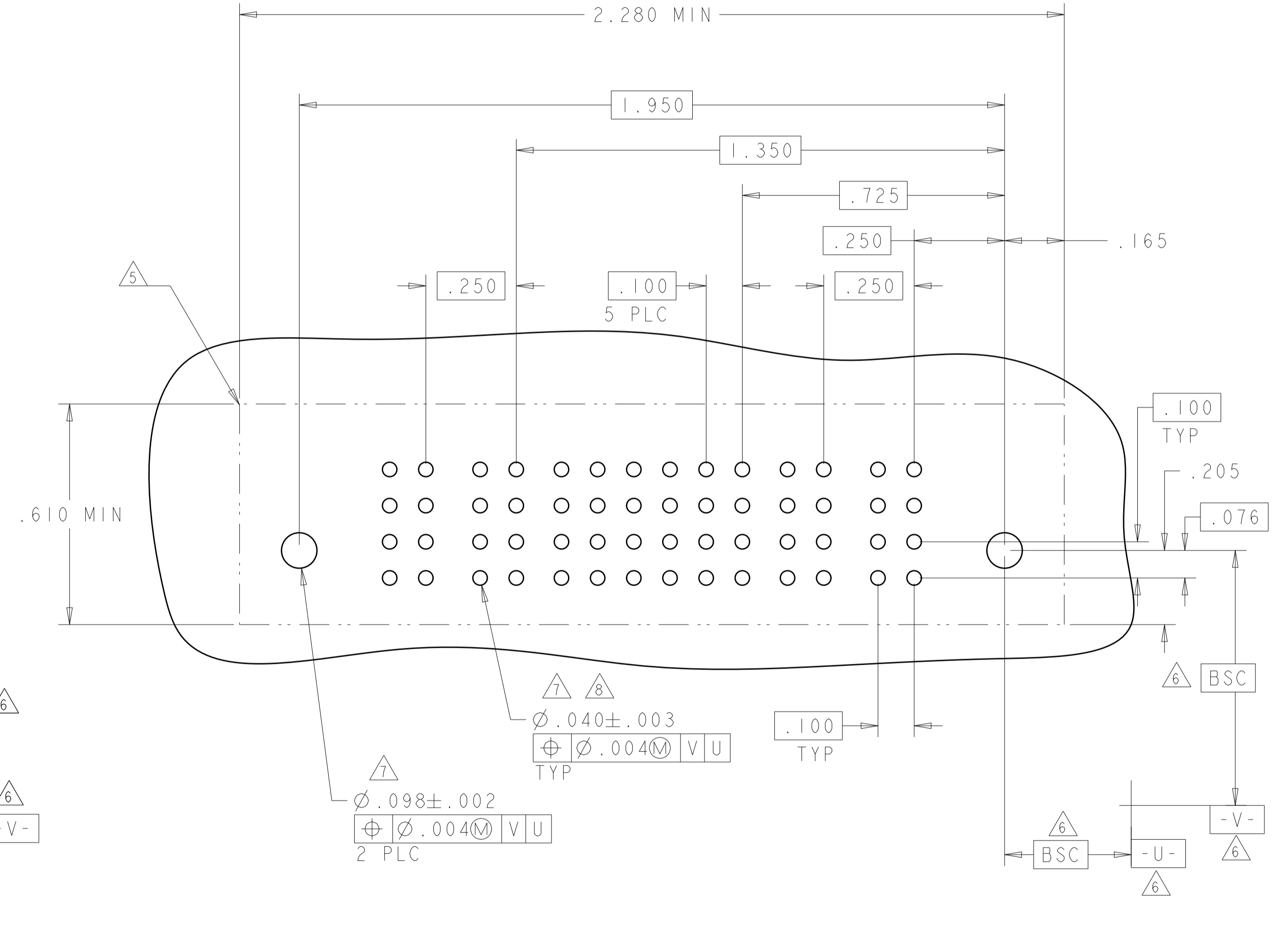
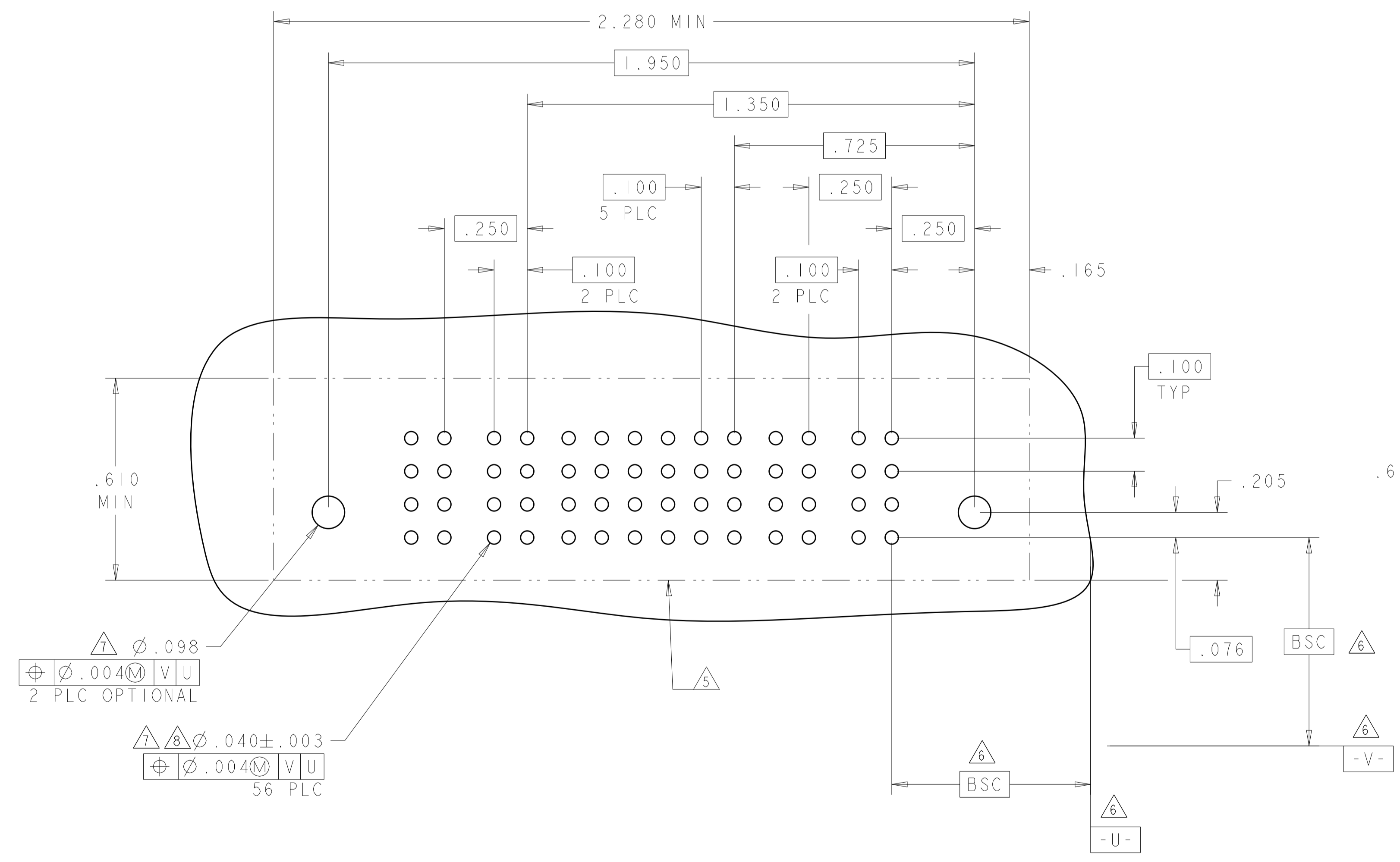
THIS DRAWING IS A CONTROLLED DOCUMENT.		OWN R. GRZYBOWSKI	02MAY05	
DIMENSIONS: INCHES		CHK M. PERCHERKE	02MAY05	
TOLERANCES UNLESS OTHERWISE SPECIFIED: 0 PLC ±. 1 PLC ±.01 2 PLC ±.01 3 PLC ±.005 4 PLC ±.0020 ANGLES ±.2° FINISH		APVD M. PERCHERKE		NAME VERTICAL RECEPTACLE ASSEMBLY WITH GUIDES, MULTI-BEAM XL
MATERIAL		PRODUCT SPEC 108-1973		SIZE 114-13038
CUSTOMER DRAWING		APPLICATION SPEC 114-13038	WEIGHT	RESTRICTED TO
		SCALE 4:1	SHEET 19	OF 23
		REV U3		

LOC	DIST	REV	DATE	BY	APPD
ES	00				
		REVISIONS			
		DESCRIPTION	DATE	BY	APPD
		SEE SHEET 1			

ASSY PART NUMBER	ROWS	POWER		SIGNAL						POWER		
		P4	P3	6	5	4	3	2	1	P2	P1	
7-6450550-1	D C B A	GP	GP	AP	AP	AP	AP	AP	AP	AP	GP	GP
				AP	AP	AP	AP	AP	AP			
				AP	AP	AP	AP	AP	AP			
				AP	AP	AP	AP	AP	AP			
2P + 24S + 2P												

T7

PART NUMBER	ROWS	POWER		SIGNAL						POWER		
		P4	P3	6	5	4	3	2	1	P2	P1	
1-6450550-5	D C B A	VS	VS	P	P	P	P	P	P	VP	VP	
				P	P	P	P	P	P			
				P	P	P	P	P	P			
				P	P	P	P	P	P			
2P + 24S + 2P												



THIS DRAWING IS A CONTROLLED DOCUMENT.

OWN: R. GRZYBOWSKI 02MAY05
 CHK: M. PERCHERKE 02MAY05
 APVD: M. PERCHERKE

TE Connectivity

NAME: VERTICAL RECEPTACLE ASSEMBLY WITH GUIDES, MULTI-BEAM XL

PRODUCT SPEC: 108-1973
 APPLICATION SPEC: 114-13038

SIZE: A1
 CAGE CODE: 6450550
 DRAWING NO: 100779

RESTRICTED TO: -

CUSTOMER DRAWING

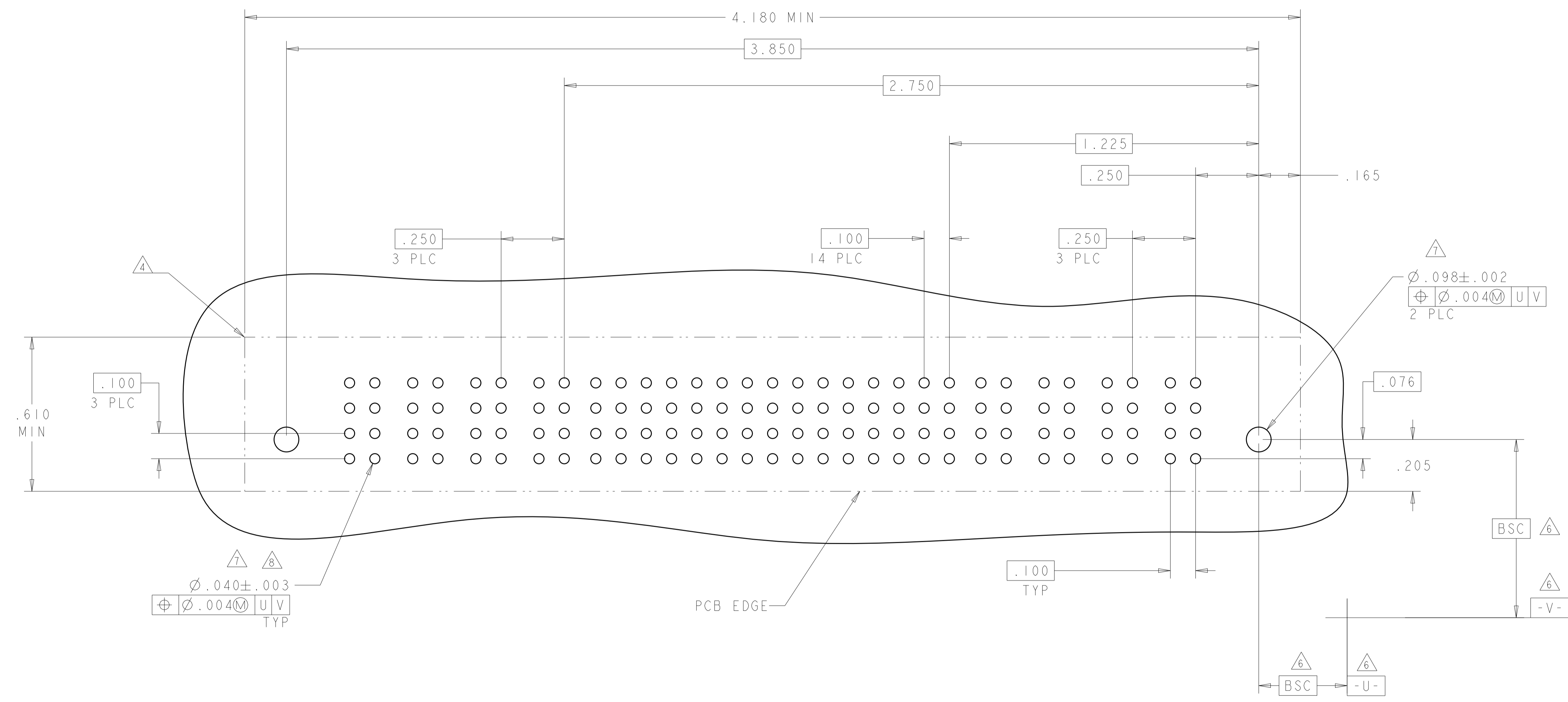
SCALE: 4:1
 SHEET: 20 OF 23
 REV: U3

DIMENSIONS:	TOLERANCES UNLESS OTHERWISE SPECIFIED:
INCHES	0 PLC ±.01
	2 PLC ±.01
	3 PLC ±.01
	4 PLC ±.005
	5 PLC ±.002
	ANGLES ±.020
	FINISH

LOC	DIST	REV	DATE	BY	CHK	APPV
ES	00					

REVISIONS			
NO	DATE	DESCRIPTION	BY
-	-	SEE SHEET 1	-

PART NUMBER	ROWS	POWER				SIGNAL														POWER											
		P8	P7	P6	P5	15	14	13	12	11	10	9	8	7	6	5	4	3	2	1	P4	P3	P2	P1							
7-6450550-2	D C B A	HD	GS	GP	GS	GP	AP	AP	AP	AP	AP	AP	AP	AP	AP	AP	AP	AP	AP	AP	AP	AP	AP	AP	AP	GS	GP	GS	GP	HD	
			AP	AP	AP	AP	AP	AP	AP	AP	AP	AP	AP	AP	AP	AP	AP	AP	AP	AP	AP	AP	AP	AP	AP	AP	AP	AP	AP	AP	
			AP	AP	AP	AP	AP	AP	AP	AP	AP	AP	AP	AP	AP	AP	AP	AP	AP	AP	AP	AP	AP	AP	AP	AP	AP	AP	AP	AP	AP
			AP	AP	AP	AP	AP	AP	AP	AP	AP	AP	AP	AP	AP	AP	AP	AP	AP	AP	AP	AP	AP	AP	AP	AP	AP	AP	AP	AP	AP
4P + 60S + 4P																															

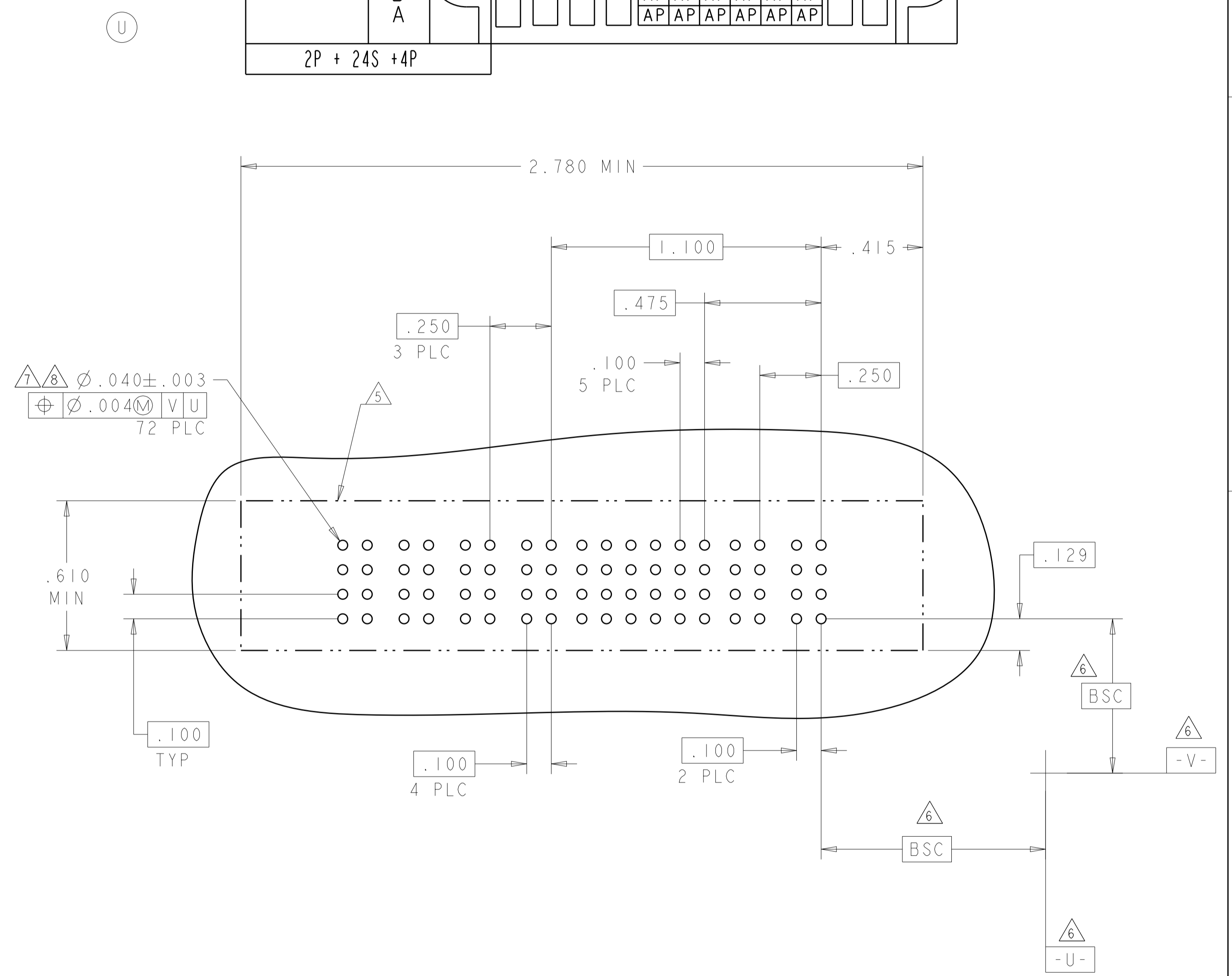
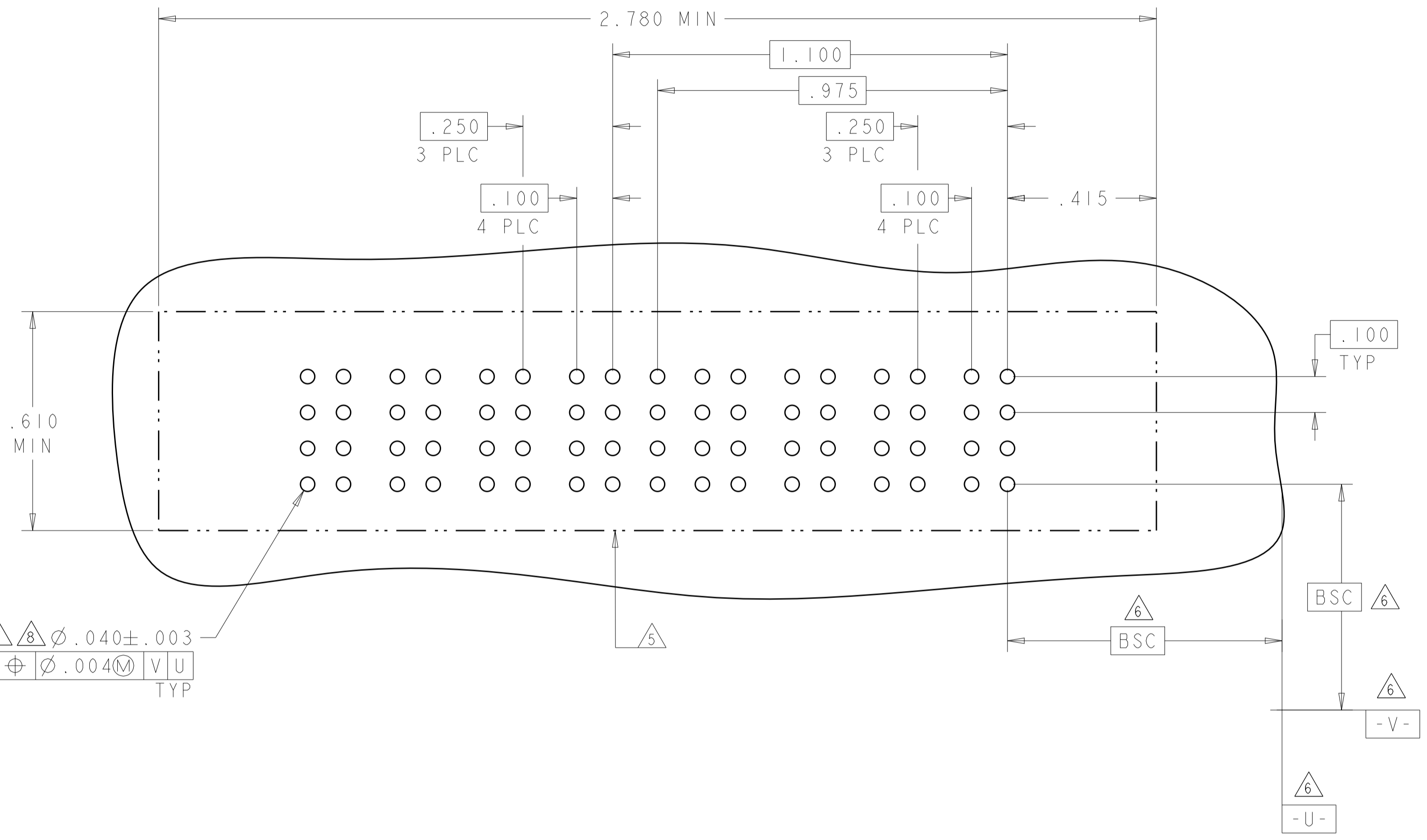


THIS DRAWING IS A CONTROLLED DOCUMENT.		OWN: R. GRZYBOWSKI 02MAY05		TE Connectivity
DIMENSIONS: INCHES		CHK: M. PERCHERKE 02MAY05		NAME: VERTICAL RECEPTACLE ASSEMBLY WITH GUIDES, MULTI-BEAM XL
TOLERANCES UNLESS OTHERWISE SPECIFIED:		APVD: M. PERCHERKE	PRODUCT SPEC: 108-1973	
0 PLC ±		APPLICATION SPEC: 114-13038	SIZE: A100779	
1 PLC ±.01		WEIGHT: -	CAGE CODE: C=6450550	
2 PLC ±.01		RESTRICTED TO: -	SCALE: 4:1	
3 PLC ±.005		CUSTOMER DRAWING	SHEET 21 OF 23	
4 PLC ±.0020			REV: U3	
ANGLES ±.2°				
FINISH				

LOC	DIST	REVISIONS			
P	LTN	DESCRIPTION	DATE	DMN	APVD
ES	00	SEE SHEET 1			

PART NUMBER	ROWS	POWER				SIGNAL	POWER			
		P8	P7	P6	P5	I	P4	P3	P2	PI
4-6450550-2	D C B A	GS	GS	GS	GS	AP	GS	GS	GS	GS
						AP				
						AP				
4P + 4S + 4P										

PART NUMBER	ROWS	POWER				SIGNAL					POWER		
		P6	P5	P4	P3	6	5	4	3	2	1	P2	PI
4-6450550-0	D C B A	GP	GP	GS	GS	AP	AP	AP	AP	AP	AP	GP	GS
						AP	AP	AP	AP	AP	AP		
						AP	AP	AP	AP	AP	AP		
						AP	AP	AP	AP	AP	AP		
2P + 24S + 4P													



THIS DRAWING IS A CONTROLLED DOCUMENT.

DIMENSIONS: INCHES	TOLERANCES UNLESS OTHERWISE SPECIFIED: 0 PLC ± 1 PLC ±.01 2 PLC ±.01 3 PLC ±.005 4 PLC ±.002 ANGLES ±.2° FINISH	DMN: B. GRZYBOWSKI 02MAY05 CHK: M. PERCHERKE 02MAY05 APVD: M. PERCHERKE PRODUCT SPEC: 108-1973 APPLICATION SPEC: 114-13038 WEIGHT: - CUSTOMER DRAWING	NAME: VERTICAL RECEPTACLE ASSEMBLY WITH GUIDES, MULTI-BEAM XL SIZE: A1 CAGE CODE: 100779 DRAWING NO: C=6450550 SCALE: 4:1 SHEET: 22 OF 23 REV: U3	RESTRICTED TO: -
-----------------------	--	---	---	------------------

TE Connectivity



Компания «ЭлектроПласт» предлагает заключение долгосрочных отношений при поставках импортных электронных компонентов на взаимовыгодных условиях!

Наши преимущества:

- Оперативные поставки широкого спектра электронных компонентов отечественного и импортного производства напрямую от производителей и с крупнейших мировых складов;
- Поставка более 17-ти миллионов наименований электронных компонентов;
- Поставка сложных, дефицитных, либо снятых с производства позиций;
- Оперативные сроки поставки под заказ (от 5 рабочих дней);
- Экспресс доставка в любую точку России;
- Техническая поддержка проекта, помощь в подборе аналогов, поставка прототипов;
- Система менеджмента качества сертифицирована по Международному стандарту ISO 9001;
- Лицензия ФСБ на осуществление работ с использованием сведений, составляющих государственную тайну;
- Поставка специализированных компонентов (Xilinx, Altera, Analog Devices, Intersil, Interpoint, Microsemi, Aeroflex, Peregrine, Syfer, Eurofarad, Texas Instrument, Miteq, Cobham, E2V, MA-COM, Hittite, Mini-Circuits, General Dynamics и др.);

Помимо этого, одним из направлений компании «ЭлектроПласт» является направление «Источники питания». Мы предлагаем Вам помощь Конструкторского отдела:

- Подбор оптимального решения, техническое обоснование при выборе компонента;
- Подбор аналогов;
- Консультации по применению компонента;
- Поставка образцов и прототипов;
- Техническая поддержка проекта;
- Защита от снятия компонента с производства.



Как с нами связаться

Телефон: 8 (812) 309 58 32 (многоканальный)

Факс: 8 (812) 320-02-42

Электронная почта: org@eplast1.ru

Адрес: 198099, г. Санкт-Петербург, ул. Калинина, дом 2, корпус 4, литера А.