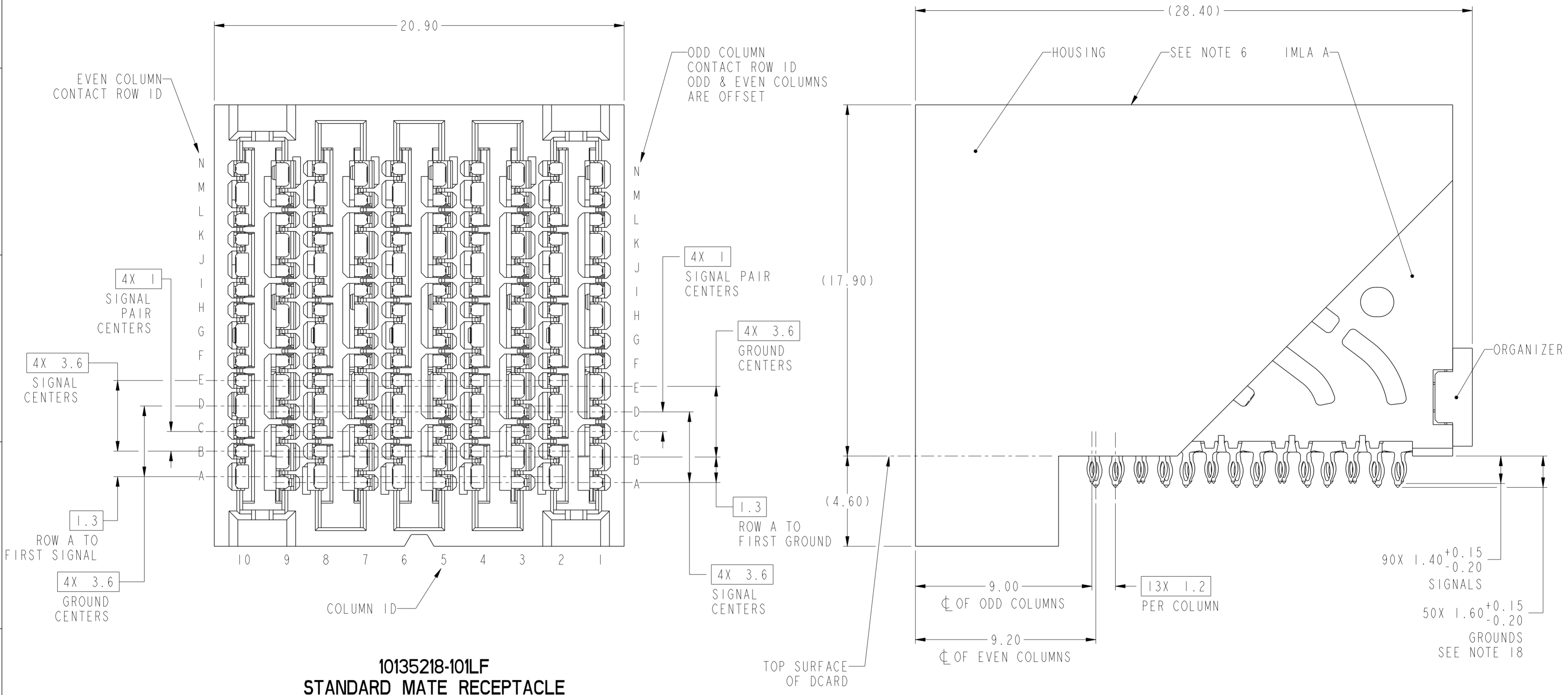


PRODUCT NUMBER  
SEE TABLE

A  
B  
C  
D  
E  
F

A  
B  
C  
D  
E  
F

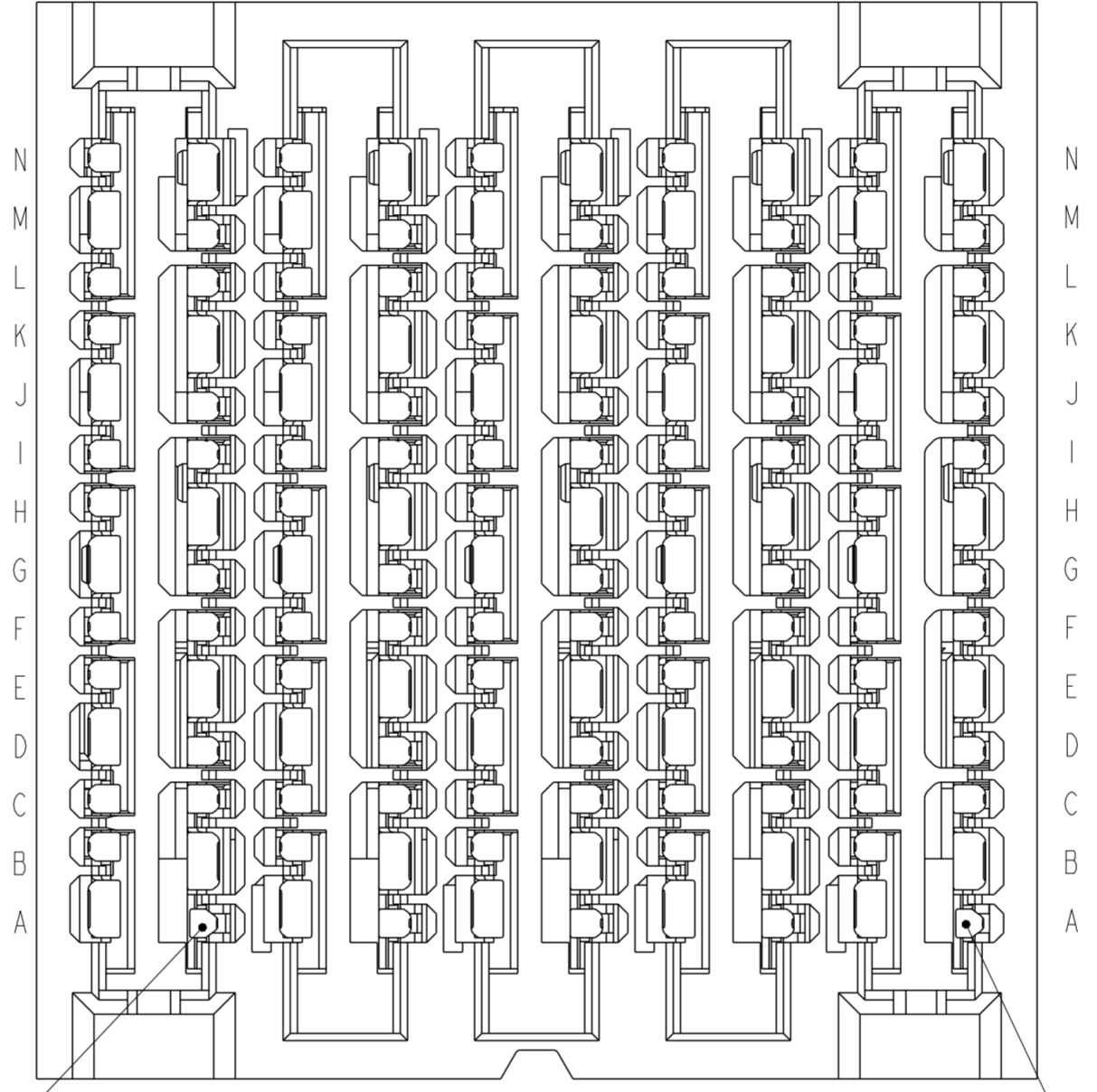


10135218-101LF  
STANDARD MATE RECEPTACLE

Amphenol  
FCi

© 2016 AFci

spec ref	SEE NOTES	dr	Greg Hull	2015/10/12	projection	MM	size	A2	scale	7:1
tolerance std	TOLERANCES UNLESS OTHERWISE SPECIFIED	eng	Peng-Bing Fu	2016/04/01		MM	A2	-	-	-
ISO 406		chr	-	-						
ISO 1101		appr	-	-	product family	ExaMax	rel level	Preliminary		
surface	linear	0.X	±.3		title		ExaMAX R.A. RECEPT ASSY	dwg no 10135218	rev 2	sheet 1 of 11
		0.XX	±.10		4 PR, 85 Ohm, THK WALL, 140 POS, 10 IMLA					
		0.XXX	±.050		cat. no.	10135218-101LF	Product - Customer Drw			
	angular	0°	±°							



ADVANCED MATE  
POSITION A9  
SEE NOTE 13

ADVANCED MATE  
POSITION A1  
SEE NOTE 13

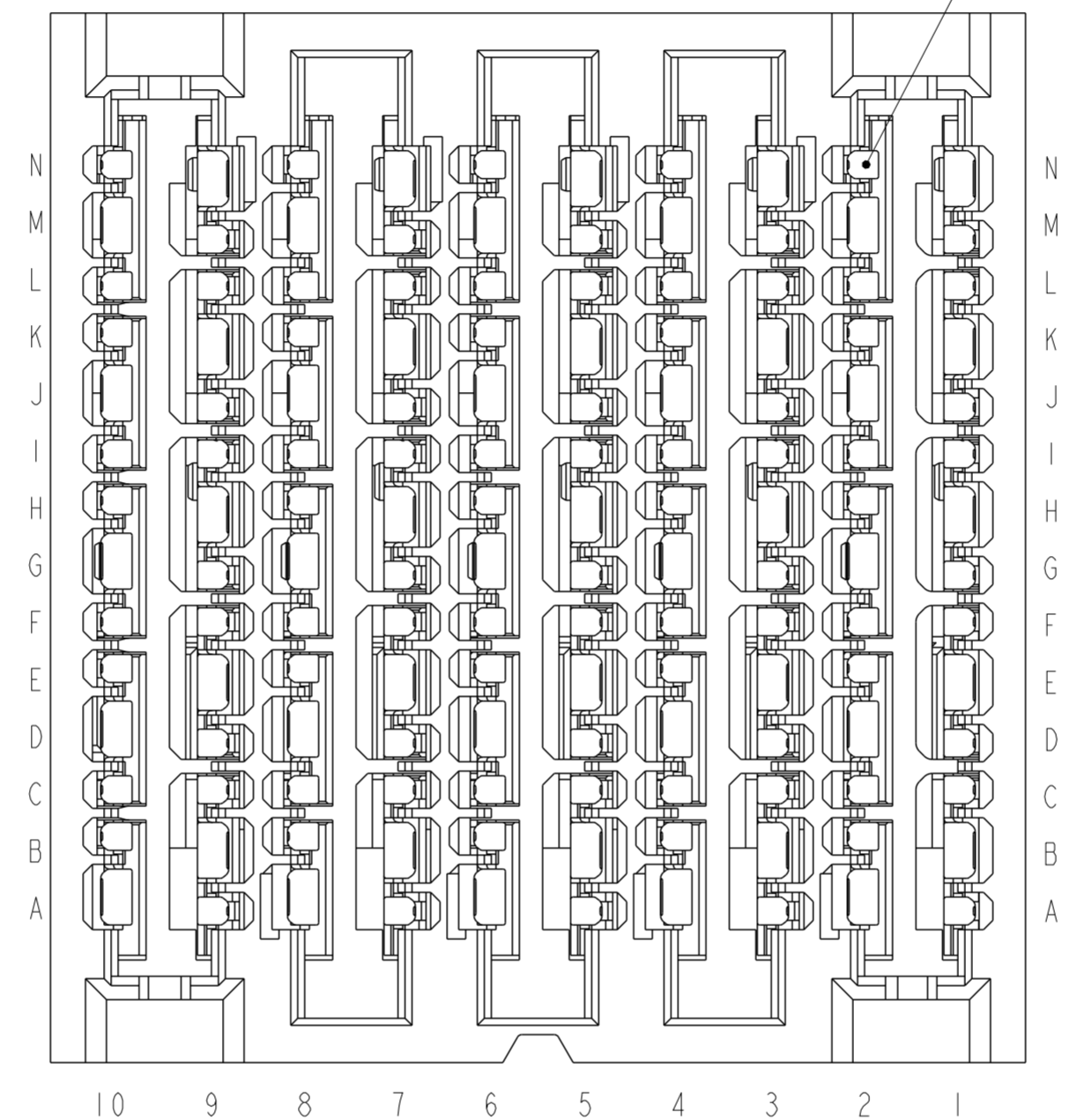
**10135218-201LF**  
**ADVANCED MATE RECEPTACLE**  
**ADVANCED MATE POSITIONS ARE POSITIONS A1 AND A9 ONLY**  
**FOR ALL DIMENSIONS SEE 10135218-101LF ON SHEET 1**

Amphenol  
FCi

© 2016 AFci

spec ref	SEE NOTES	dr	Greg Hull	2015/10/12	projection	MM	size	A2	scale	7:1
tolerance std	TOLERANCES UNLESS OTHERWISE SPECIFIED	eng	Peng-Bing Fu	2016/04/01			ecn no	-	rel level	
ISO 406		chr	-							
ISO 1101		appr	-		product family	ExaMax	rel level	Preliminary		
surface	linear	Amphenol FCI			title		ExaMAX R.A. RECEPT ASSY		dwg no	10135218
	angular				4 PR, 85 Ohm, THK WALL, 140 POS, 10 IMLA				rev	2
ISO 1302					cat. no.		10135218-101LF		Product - Customer Drw sheet 2 of 11	

SHORT DETECT  
POSITION N2  
SEE NOTE 14

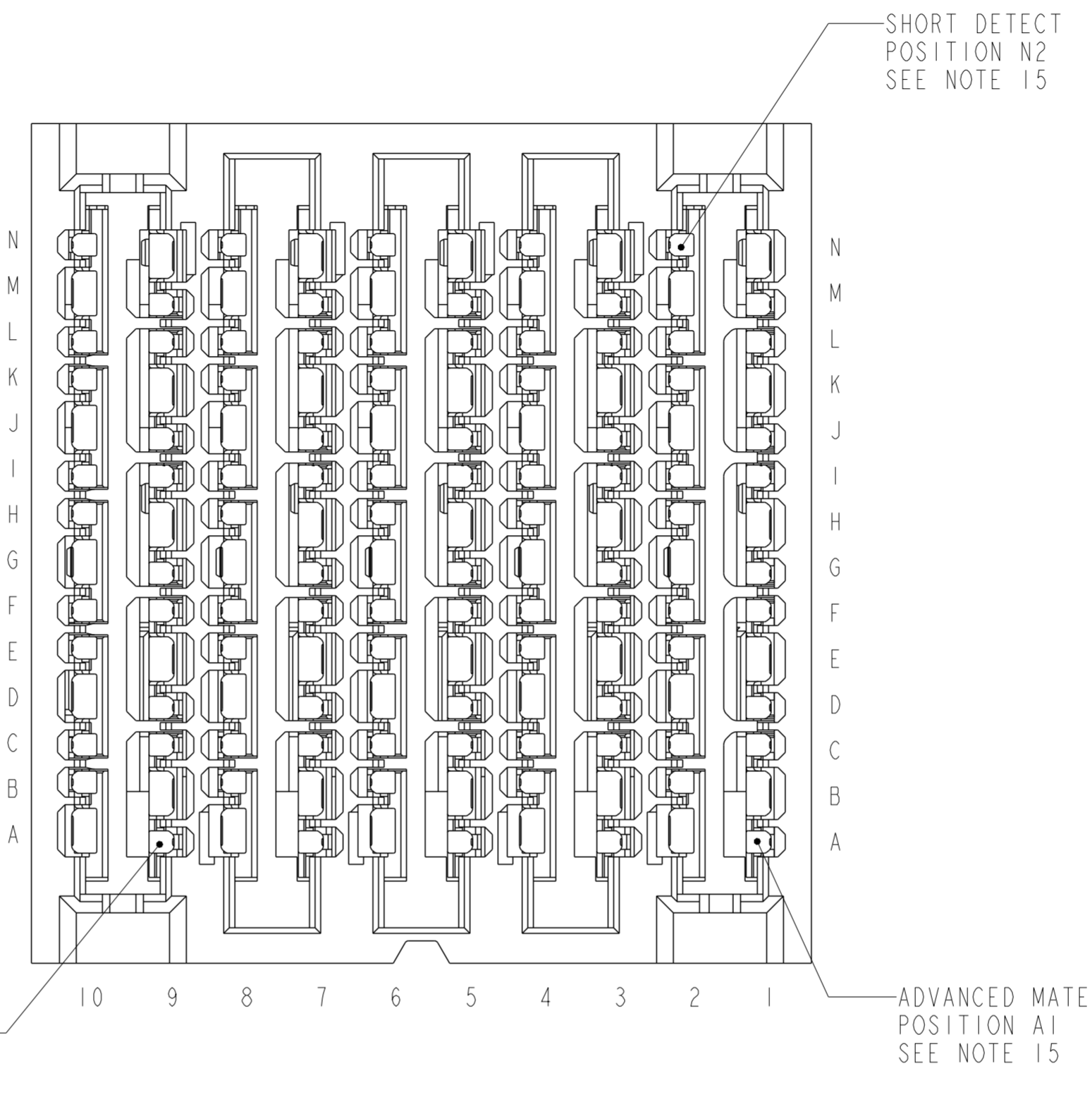


**10135218-301LF**  
**SHORT DETECT RECEPTACLE**  
**SHORT DETECT POSITION IS N2**  
**FOR ALL DIMENSIONS SEE 10135218-101LF ON SHEET 1**

**Amphenol  
FCi**

© 2016 AFci

spec ref	SEE NOTES	dr	Greg Hull	2015/10/12	projection	MM	size	A2	scale	7:1
tolerance std	TOLERANCES UNLESS OTHERWISE SPECIFIED	eng	Peng-Bing Fu	2016/04/01		← MM →	ecn no	-	rel level	Preliminary
ISO 406		chr	-	-						
ISO 1101		appr	-	-	product family	ExaMax				
surface	linear	0.X	±.3	<b>Amphenol FCi</b>	title	ExaMAX R.A. RECEPT ASSY	dwg no	10135218	rev	2
		0.XX	±.10							
		0.XXX	±.050							
ISO 1302	angular	0°	±°			4 PR, 85 Ohm, THK WALL, 140 POS, 10 IMLA				
		cat. no.	10135218-101LF			Product - Customer Drw			sheet 3 of 11	

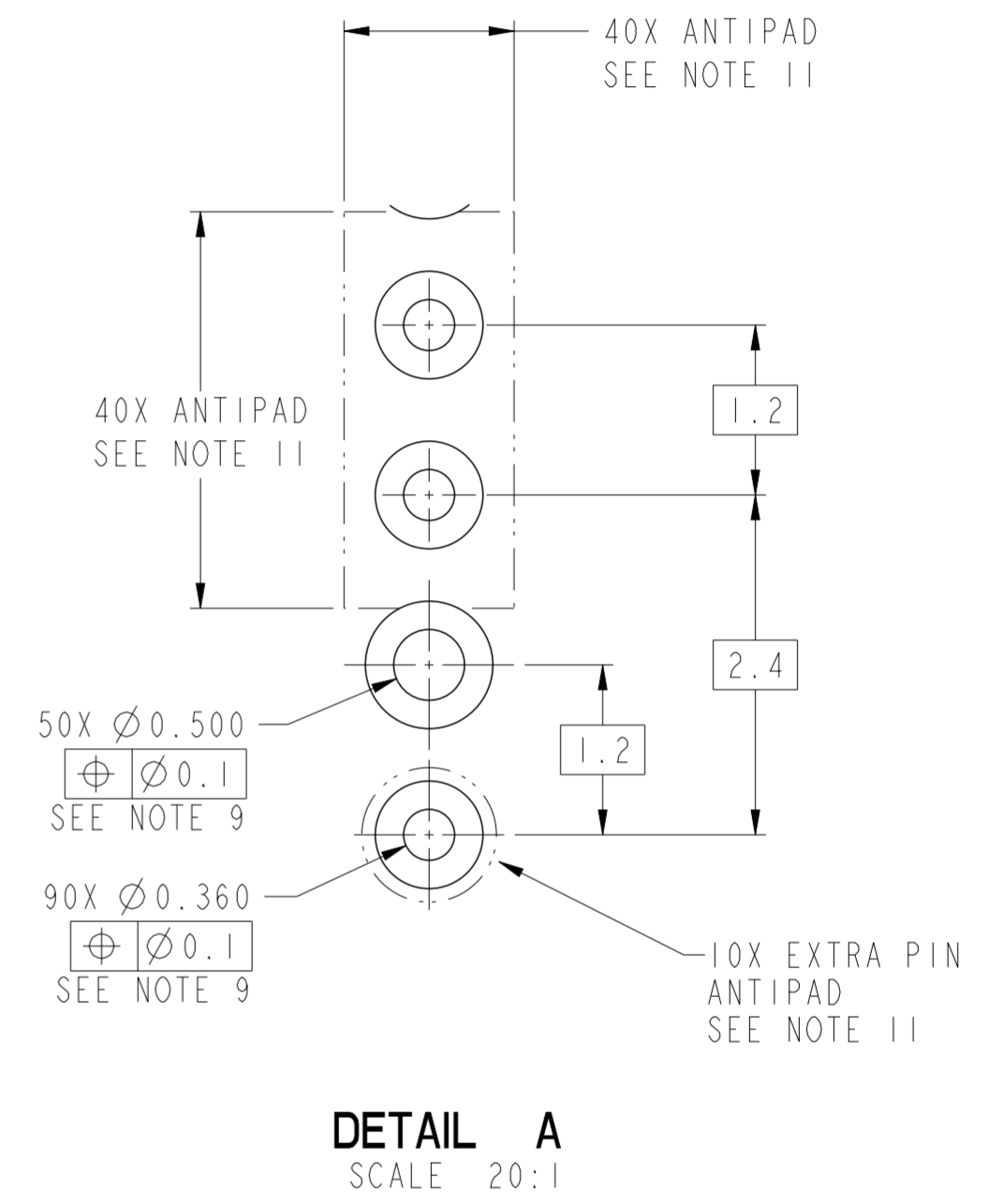
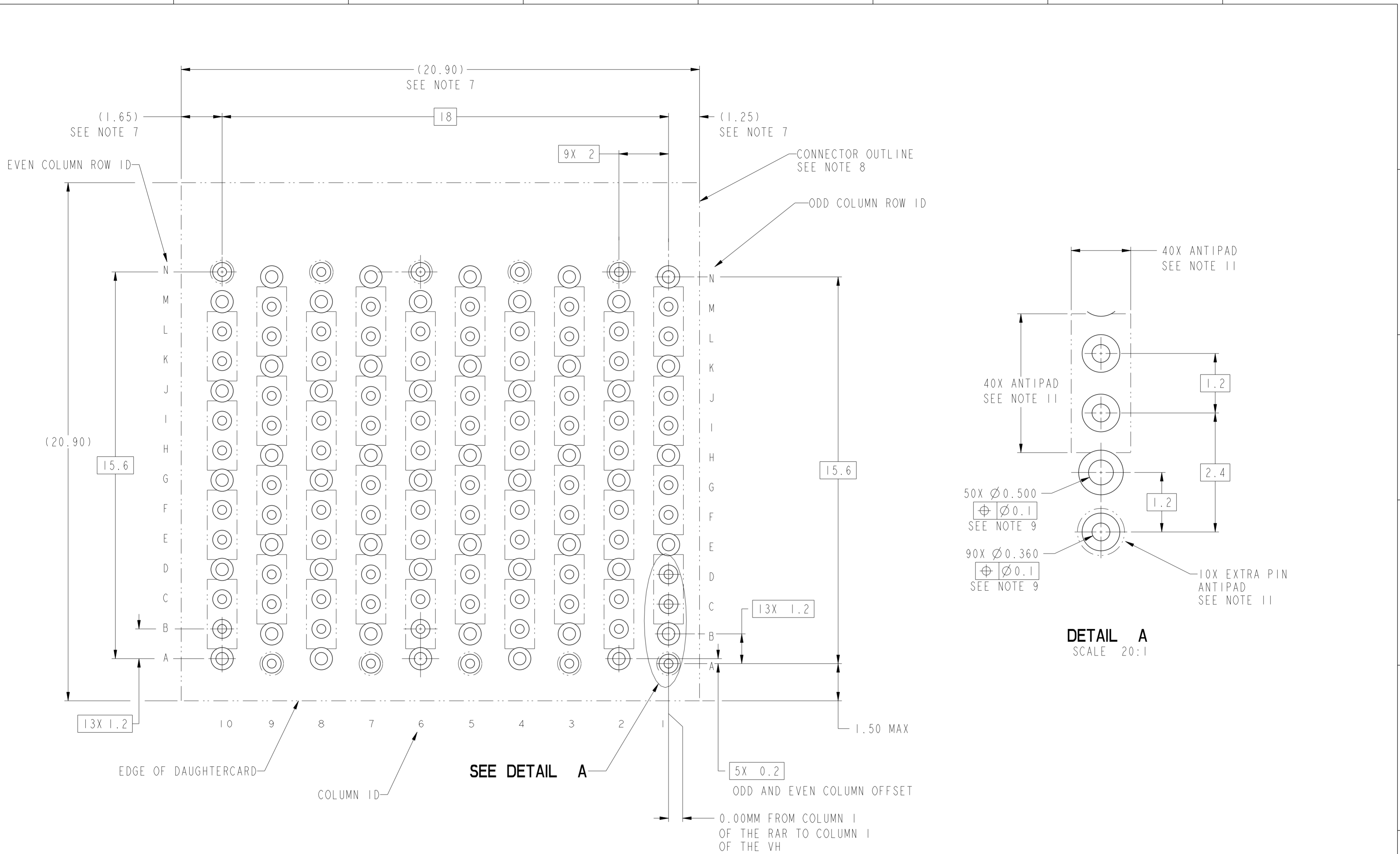


**10135218-401LF**  
**ADVANCED MATE/SHORT DETECT RECEPTACLE**  
**ADVANCED MATE POSITIONS ARE POSITIONS A1 AND A9 ONLY**  
**SHORT DETECT POSITION IS N2**  
**FOR ALL DIMENSIONS SEE 10135218-101LF ON SHEET 1**

**Amphenol  
FCi**

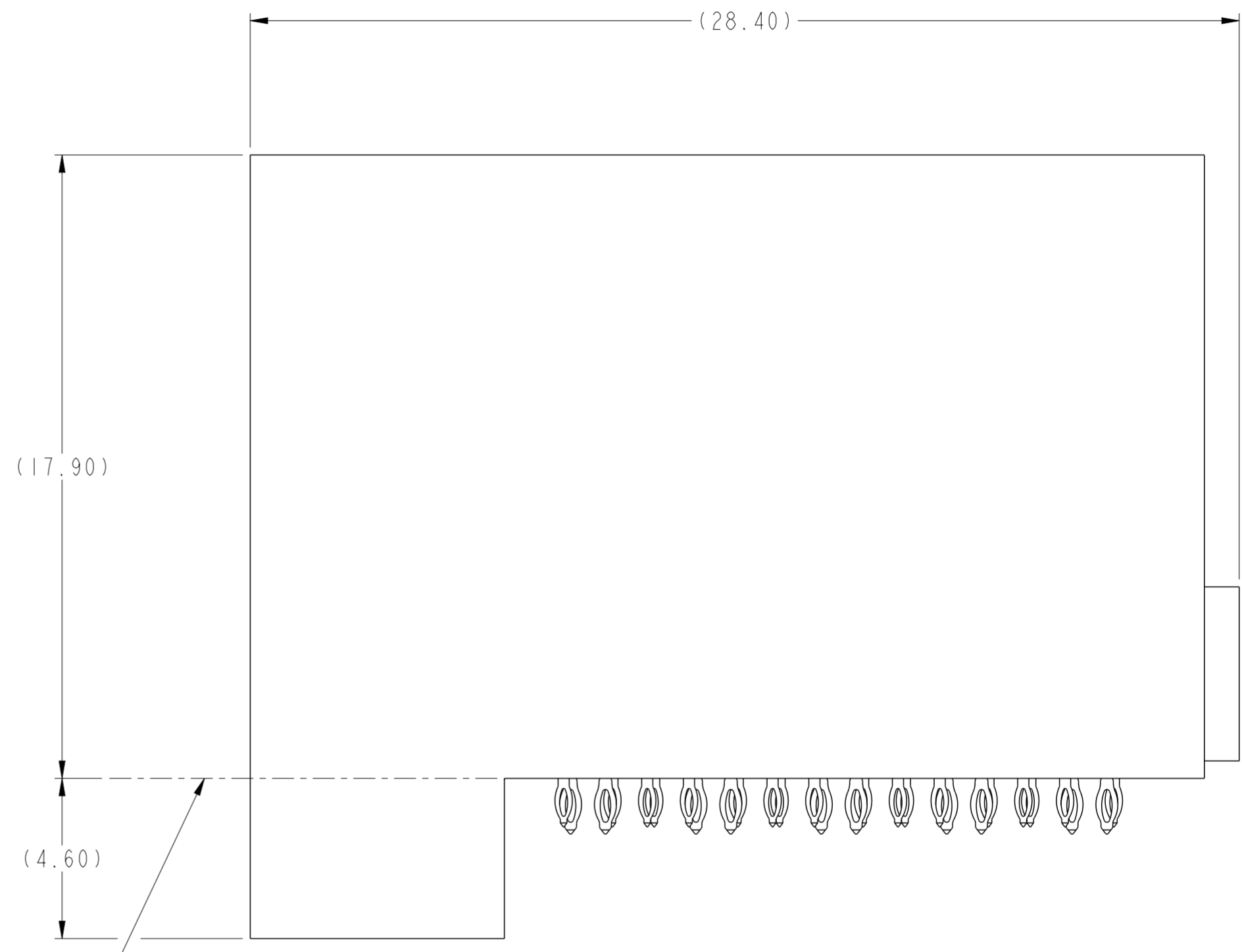
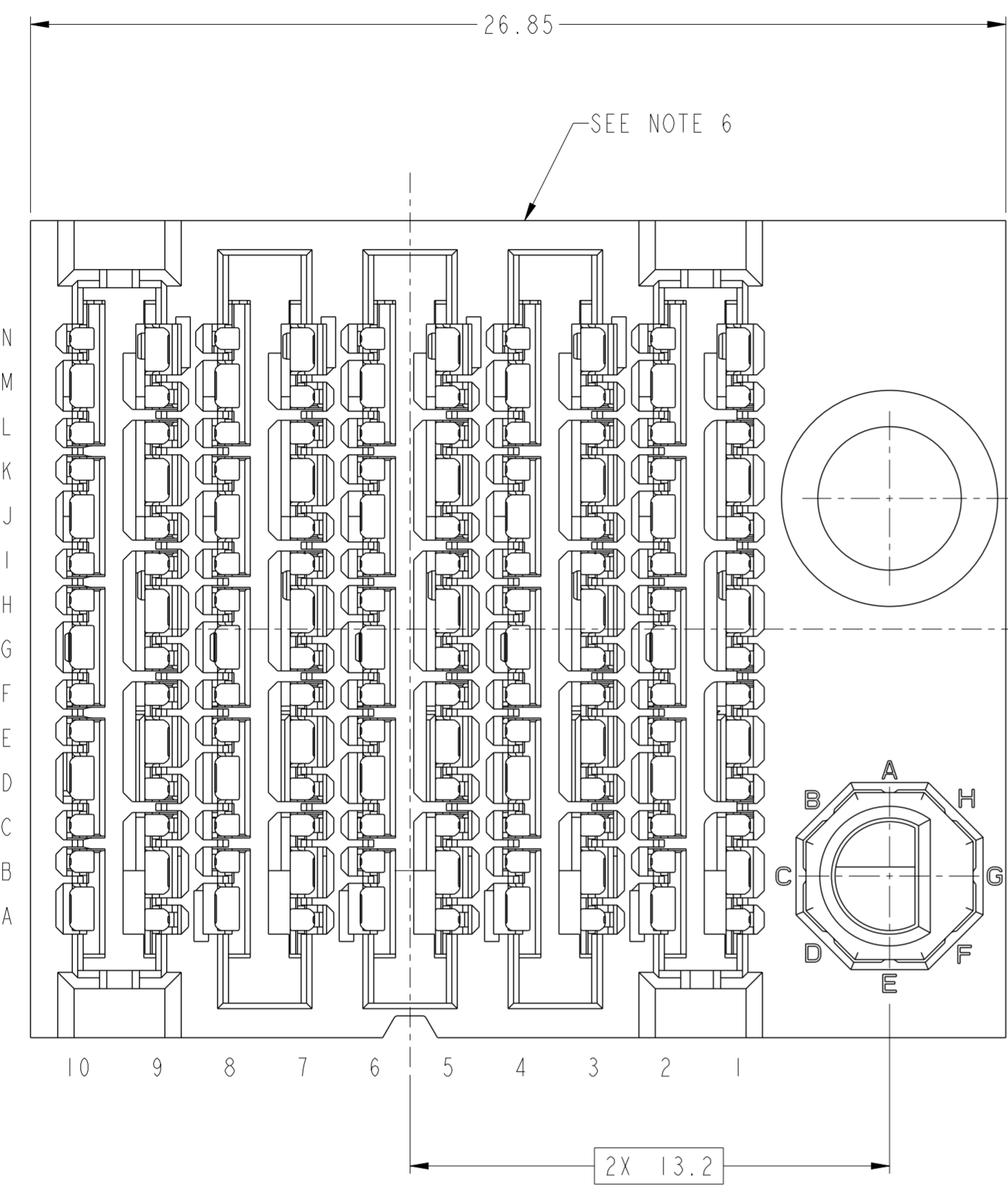
© 2016 AFCI

spec ref	SEE NOTES	dr	Greg Hull	2015/10/12	projection	MM	size	A2	scale	7:1		
tolerance std	TOLERANCES UNLESS OTHERWISE SPECIFIED	eng	Peng-Bing Fu	2016/04/01			ecn no	-	rel level			
ISO 406		chr	-								<b>Preliminary</b>	
ISO 1101		appr	-		product family	ExaMax	rel level	<b>Preliminary</b>				
surface	linear	<b>Amphenol FCi</b>			title ExaMAX R.A. RECEPT ASSY 4 PR, 85 Ohm, THK WALL, 140 POS, 10 IMLA		cat. no.	10135218	rev	2		
	angular						0°	±°	cat. no.	10135218-101LF	Product - Customer Drw	sheet 4 of 11
ISO 1302												



**10135218-X01 RECOMMENDED PCB LAYOUT  
COMPONENT SIDE  
NOTES 7, 8, 9, & 11  
SCALE 10:1**

spec ref	SEE NOTES	dr	Greg Hull	2015/10/12	projection	MM	size	A2	scale	7:1
tolerance std	TOLERANCES UNLESS OTHERWISE SPECIFIED	eng	Peng-Bing Fu	2016/04/01			ecn no	-	rel level <b>Preliminary</b>	rev <b>2</b>
ISO 406 ISO 1101		chr	-	cat. no.			-	Product - Customer Drw		
surface	linear	0.X	±.3	<b>Amphenol FCi</b>	title ExaMAX R.A. RECEPT ASSY		dwg no 10135218			
		0.XX	±.10		4 PR, 85 Ohm, THK WALL, 140 POS, 10 IMLA					
		0.XXX	±.050							
ISO 1302	angular	0°	±°							



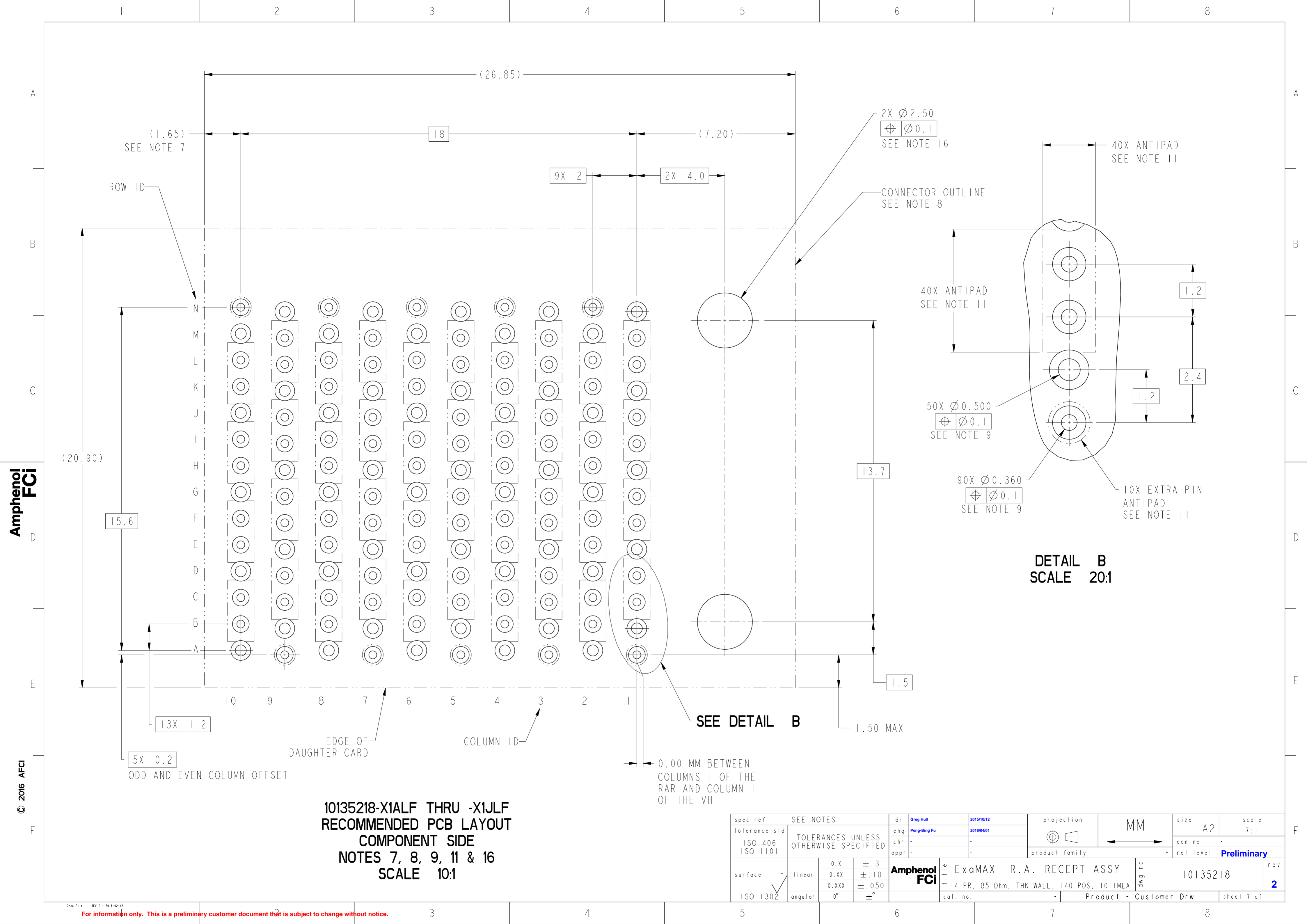
TOP SURFACE  
OF DAUGHTER CARD

10135218-X1ALF THRU 10135218-X1JLF  
RIGHT GUIDANCE (SEE NOTE 17)  
FOR ALL OTHER DIMENSIONS SEE 10135218-101LF ON SHEET 1

Amphenol  
FCi

© 2016 AFci

spec ref	SEE NOTES	dr	Greg Hull	2015/10/12	projection	MM	size	A2	scale	7:1		
tolerance std	TOLERANCES UNLESS OTHERWISE SPECIFIED	eng	Peng-Bing Fu	2016/04/01			ecn no	-	rel level			
ISO 406		chr	-									
ISO 1101		appr	-		product family	ExaMax	rel level	Preliminary				
surface	linear	0.X	±.3		title		ExaMAX R.A. RECEIPT ASSY		dwg no	10135218	rev	2
		0.XX	±.10		4 PR, 85 Ohm, THK WALL, 140 POS, 10 IMLA							
		0.XXX	±.050		cat. no.		10135218-101LF	Product - Customer Drw		sheet 6 of 11		
ISO 1302	angular	0°	±°									



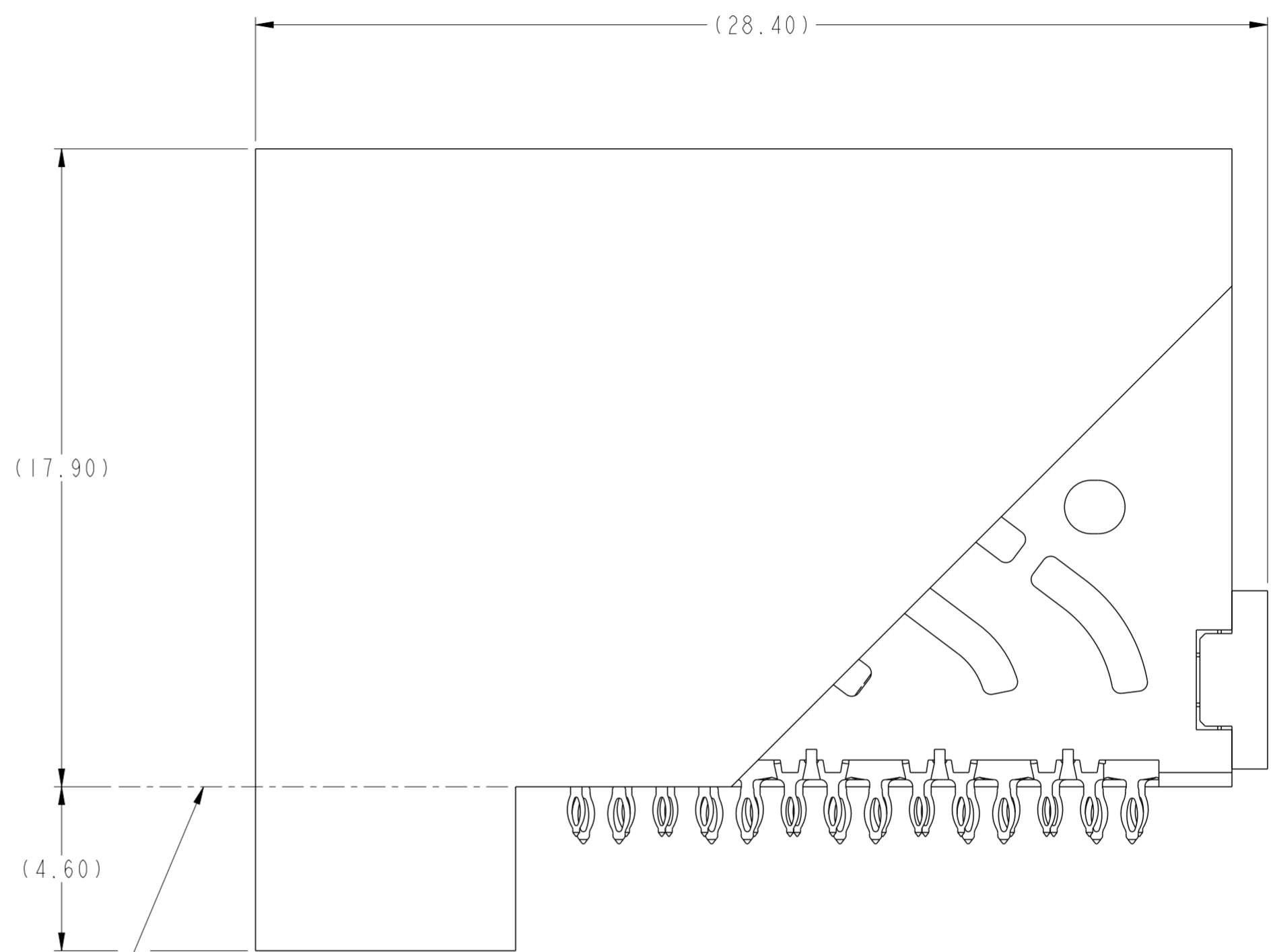
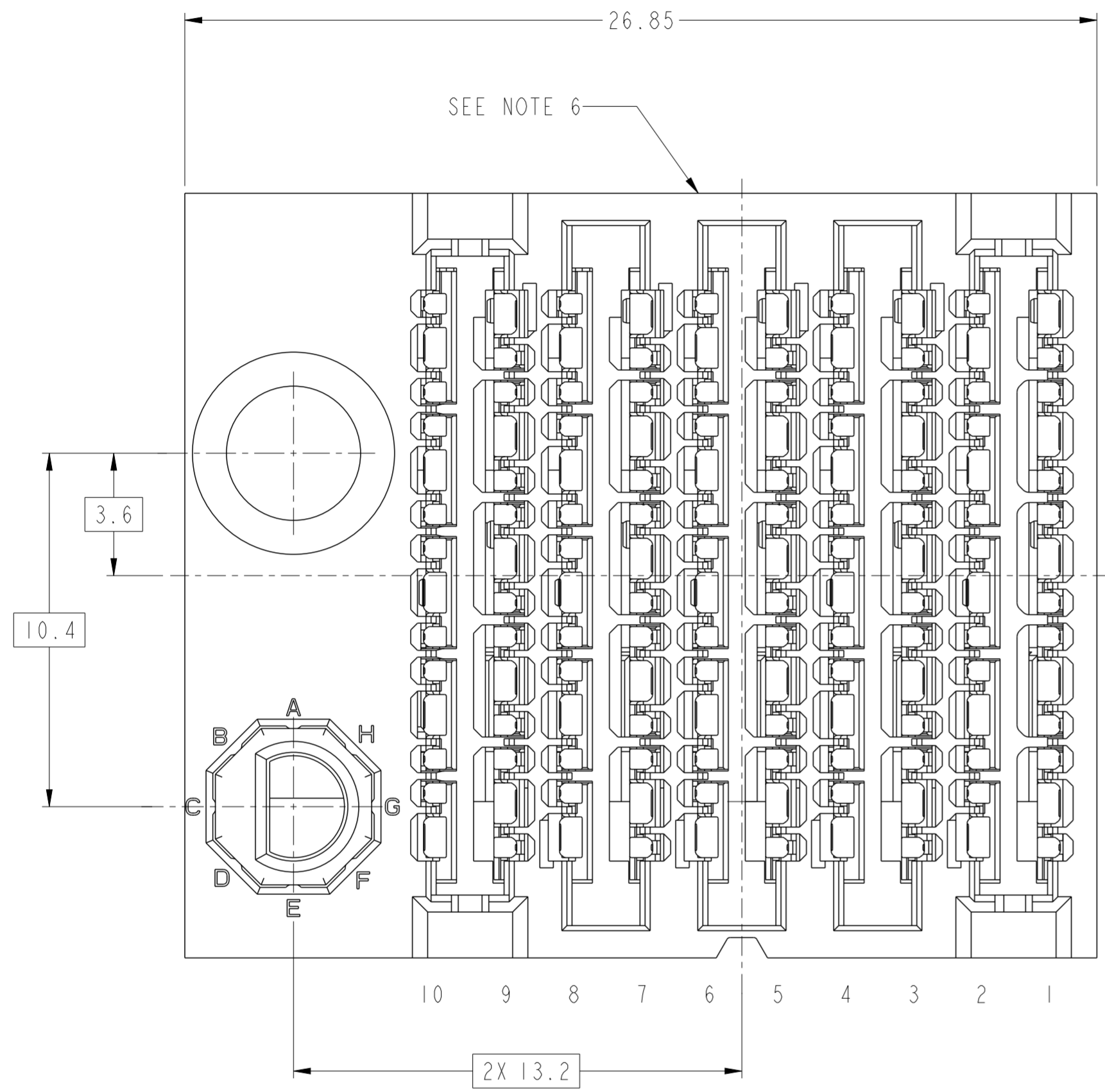
**10135218-X1ALF THRU -X1JLF  
RECOMMENDED PCB LAYOUT  
COMPONENT SIDE  
NOTES 7, 8, 9, 11 & 16  
SCALE 10:1**

**DETAIL B  
SCALE 20:1**

spec ref	SEE NOTES	dr	Greg Hull	2015/10/12	projection	MM	size	A2	scale	7:1	
tolerance std	TOLERANCES UNLESS OTHERWISE SPECIFIED	eng	Peng-Bing Fu	2016/04/01			ecn no	-	rel level	Preliminary	
ISO 406		chr	-								
ISO 1101		appr	-		product family	-					
surface	linear				<b>ExaMAX R.A. RECEIPT ASSY</b>			dwg no	10135218	rev	2
ISO 1302	angular	0.X	±.3		4 PR, 85 Ohm, THK WALL, 140 POS, 10 IMLA			cat. no.	-	Product - Customer Drw	sheet 7 of 11
		0.XX	±.10								
		0.XXX	±.050								
		0°	±°								

Amphenol FCI

© 2016 AFCI



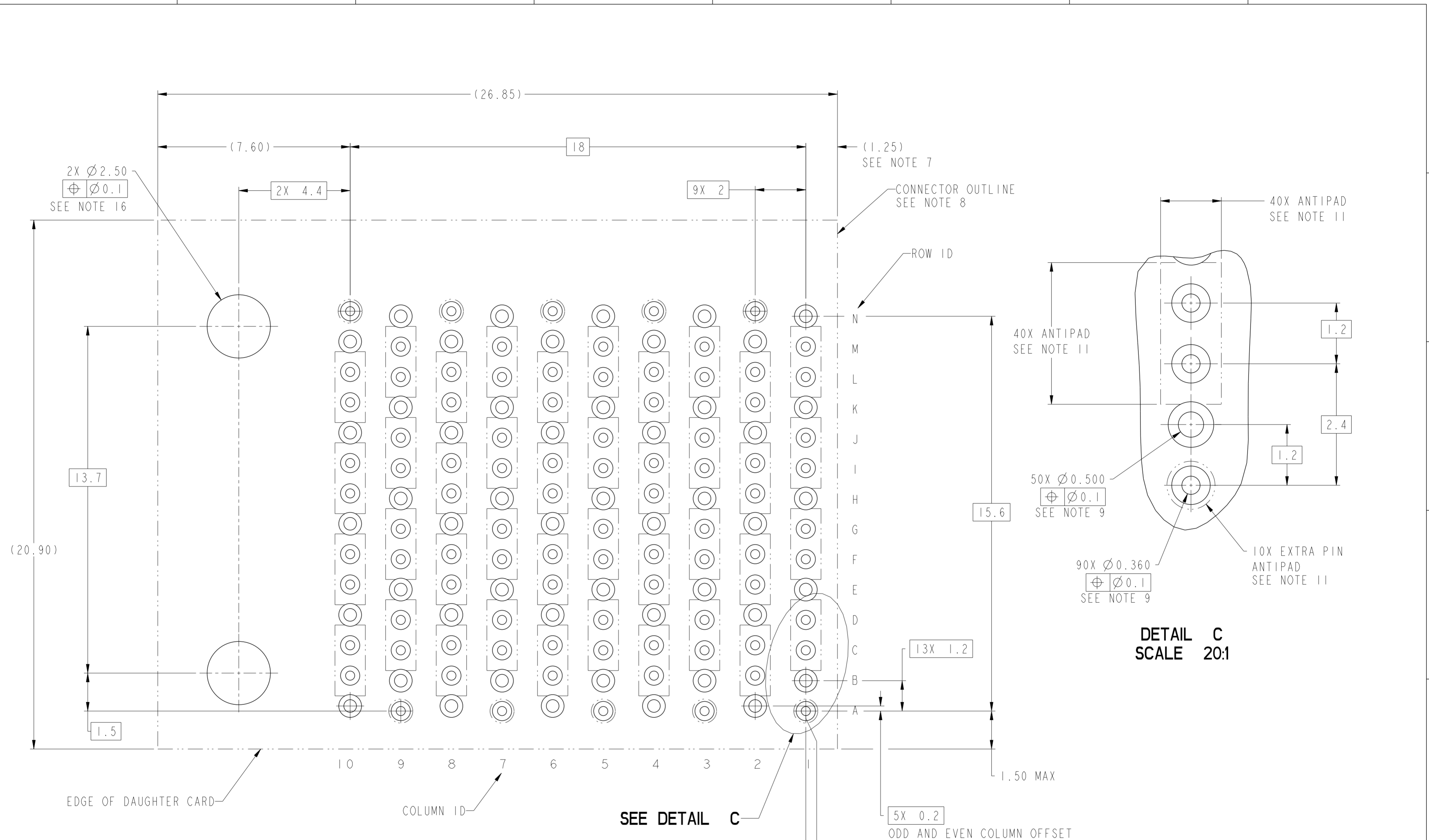
10135218-X2ALF THRU 10135218-X2JLF  
 LEFT GUIDANCE (SEE NOTE 17)  
 FOR ALL OTHER DIMENSIONS SEE 10135218-101LF ON SHEET 1

Amphenol  
 FCI

© 2016 AFci

spec ref	SEE NOTES	dr	Greg Hull	2015/10/12	projection	MM	size	A2	scale	7:1
tolerance std	TOLERANCES UNLESS OTHERWISE SPECIFIED	eng	Peng-Bing Fu	2016/04/01			ecn no	-	rel level	Preliminary
ISO 406 ISO 1101		chr	-	product family			ExaMax			
surface	linear	0.X	±.3	<b>Amphenol FCI</b>	title ExaMAX R.A. RECEIPT ASSY		dwg no 10135218	rev 2	cat. no. 10135218-101LF	Product - Customer Drw
		0.XX	±.10		4 PR, 85 Ohm, THK WALL, 140 POS, 10 IMLA					
ISO 1302	angular	0°	±°		sheet 8 of 11					





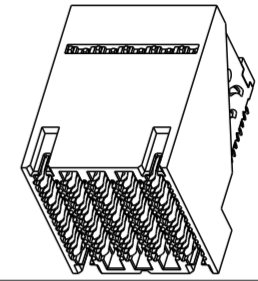
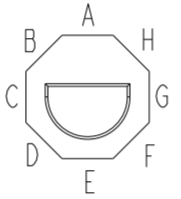

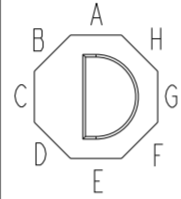
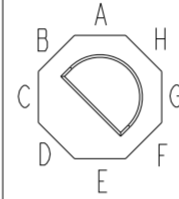
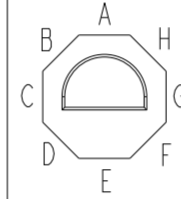
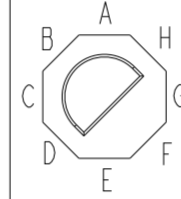
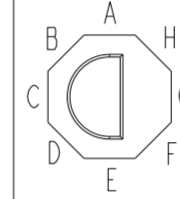
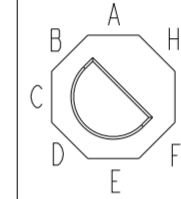
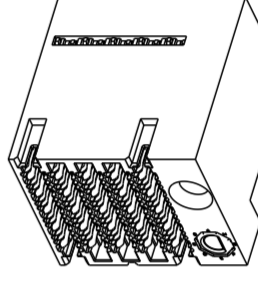
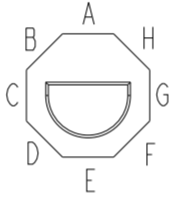

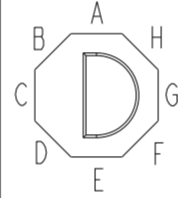
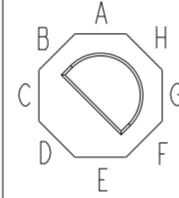
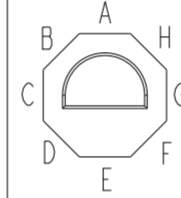
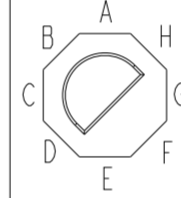
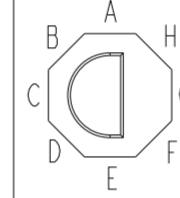
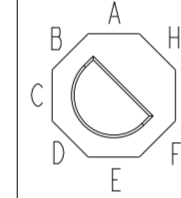
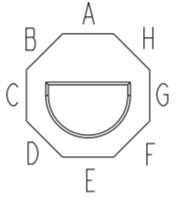

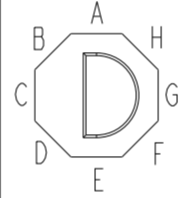
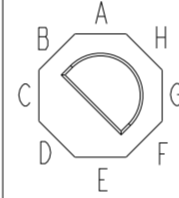
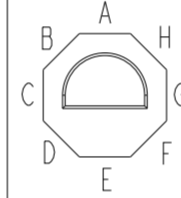
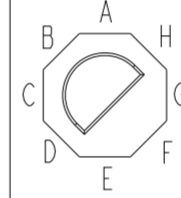
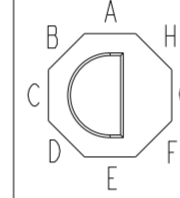
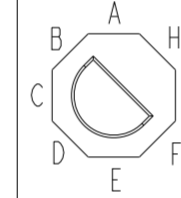
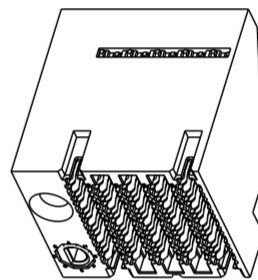
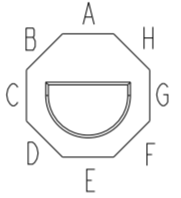

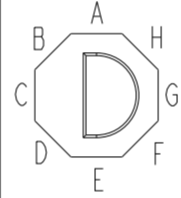
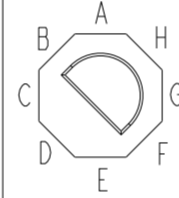
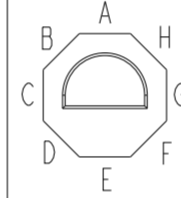
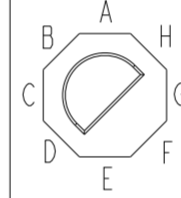
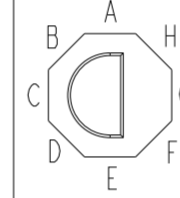
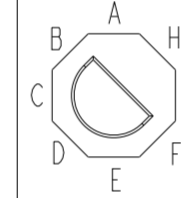
10135218-X2ALF THRU -X2JLF  
RECOMMENDED PCB LAYOUT  
COMPONENT SIDE  
NOTES 7, 8, 9, 11 & 16  
SCALE 10:1

DETAIL C  
SCALE 20:1

spec ref	SEE NOTES	dr	Greg Hull	2015/10/12	projection	MM	size	A2	scale	7:1	
tolerance std	TOLERANCES UNLESS OTHERWISE SPECIFIED	eng	Peng-Bing Fu	2016/04/01			ecn no	-	rel level	Preliminary	
ISO 406		chr	-								
ISO 1101		appr	-		product family	-					
surface	linear	0.X	±.3		title ExaMAX R.A. RECEIPT ASSY 4 PR, 85 Ohm, THK WALL, 140 POS, 10 IMLA		dwg no	10135218		rev	2
		0.XX	±.10		cat. no.	-	Product - Customer Drw	sheet 9 of 11			
	angular	0°	±°								

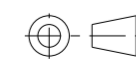
10135218 - Y Y Y L F

ASSEMBLY PART NUMBER	DESCRIPTION
10135218-1YYLF	STANDARD MATE
10135218-2YYLF	ADVANCED MATE
10135218-3YYLF	SHORT DETECT
10135218-4YYLF	ADVANCED MATE & SHORT DETECT

MODULE DESCRIPTION	DESIGNATION REPRESENTED IN DASH NUMBER										BASE MODULE
	1A	1B	1C	1D	1E	1F	1G	1H	1J (NO KEY)		
WITHOUT END GUIDES MODULE (SEE SHEET 1)	01										
RIGHT GUIDANCE MODULE (SEE SHEET 6)									1J (NO KEY)		
									2J (NO KEY)		
LEFT GUIDANCE MODULE (SEE SHEET 8)									2J (NO KEY)		
									2J (NO KEY)		

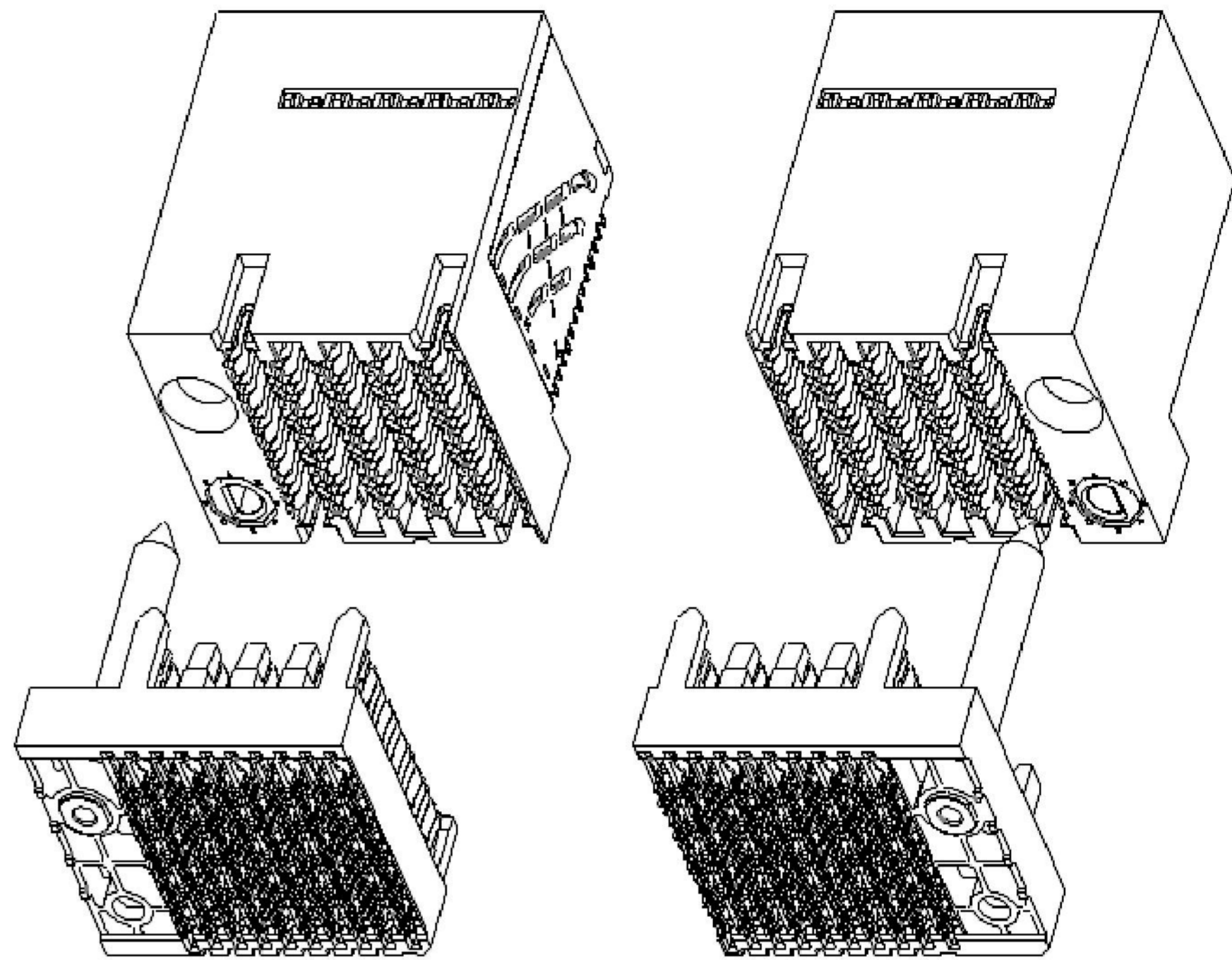
Amphenol FCI

© 2016 AFCI

spec ref	SEE NOTES	dr	Greg Hull	2015/10/12	projection	MM	size	A2	scale	1:1
tolerance std	TOLERANCES UNLESS OTHERWISE SPECIFIED	eng	Peng-Bing Fu	2016/04/01		← →	ecn no	-	rel level	Preliminary
ISO 406		chr	-	-						
ISO 1101		appr	-	-						
surface	linear	0.X	±.3	Amphenol FCI	title	ExaMAX R.A. RECEIPT ASSY	dwg no	10135218	rev	2
ISO 1302		0.XX	±.10							
	angular	0°	±°							
cat. no.		10135218-101LF		Product - Customer Drw		sheet 10 of 11				

NOTES:

- ① - CONNECTOR MATERIALS:  
HOUSING: HIGH TEMP THERMOPLASTIC, BLACK, UL94-V0  
IMLA PLASTIC: HIGH TEMP THERMOPLASTIC, NATURAL, UL94-V0  
CONTACT: COPPER ALLOY  
ORGANIZER: STAINLESS STEEL
- 2 - CONTACT PLATING:  
SEPARABLE INTERFACE:  
PERFORMANCE-BASED PLATING, QUALIFIED TO MEET THE REQUIREMENTS OF FCI PRODUCT SPECIFICATION GS-12-1096 INCLUDING TELCORDIA GR-1217-CORE (NOVEMBER 1995) CENTRAL OFFICE TEST SEQUENCE  
  
PRESS-FIT TAILS: TIN OVER NICKEL (LEAD FREE)
- 3 - PRODUCT SPECIFICATION: GS-12-1096
- 4 - APPLICATION SPECIFICATION GS-20-0361.
- 5 - PACKAGING MEETS GS-14-920 LEAD FREE LABELING SPECIFICATION.
- ⑥ - PRODUCT MARKING, (PROTOTYPE, PART NUMBER & LOT CODE), ON THIS SURFACE.
- ⑦ - THE MINIMUM VIA SPACING BETWEEN STACKED CONNECTORS IS 3.0 MM FOR THIS RAR AND THE MATING HEADER. REFER TO THE APPLICATION SPECIFICATION FOR DETAILS
- ⑧ - CONNECTOR OUTLINE MAY BE SCREEN PRINTED ONTO CUSTOMER PCB TO BE USED AS A GUIDE FOR MANUAL CONNECTOR PLACEMENT.
- ⑨ - REFER TO CUSTOMER DRAWING 10119933 FOR INFORMATION ON PCB HOLE DIAMETERS AND PLATING OPTIONS
- 10 - THIS PRODUCT MEETS THE EUROPEAN UNION DIRECTIVES & OTHER COUNTRY REGULATIONS AS DESCRIBED IN GS-47-0004.
- ⑪ - REFER TO APPLICATION SPECIFICATION FOR TRACE ROUTING EXAMPLES THAT INCLUDE DIMENSIONS FOR ANTIPADS, TRACE WIDTH, TRACE SPACING, ETC.
- 12 - THE HOUSING WILL WITHSTAND EXPOSURE TO 260° C FOR 10-30 SECONDS IN A CONVECTION, INFRA-RED OR VAPOR PHASE REFLOW OVEN.
- ⑬ - THE ADVANCED MATE RECEPTACLE, 10135218-2XXLF, WHEN MATED WITH AN ADVANCED MATE VERTICAL HEADER OR AN ADVANCED MATE RIGHT-ANGLE HEADER WILL PROVIDE 2 PAIRS OF MATING CONTACTS THAT MATE 0.75MM BEFORE THE REMAINDER OF THE SIGNAL AND GROUND CONTACTS.
- ⑭ - THE SHORT DETECT RECEPTACLE, 10135218-3XXLF, WHEN MATED WITH A STANDARD MATE VERTICAL HEADER OR A STANDARD MATE RIGHT-ANGLE HEADER WILL PROVIDE 1 PAIR OF MATING CONTACTS THAT MATE 1.00MM AFTER THE REMAINDER OF THE SIGNAL AND GROUND CONTACTS.
- ⑮ - THE ADVANCE MATE/SHORT DETECT RECEPTACLE, 10135218-4XXLF, WHEN MATED WITH AN ADVANCED MATE VERTICAL HEADER OR AN ADVANCED MATE RIGHT-ANGLE HEADER WILL PROVIDE 2 PAIRS OF MATING CONTACTS THAT MATE 0.75MM BEFORE THE REMAINDER OF THE SIGNAL AND GROUND CONTACTS AND 1 PAIR OF MATING CONTACTS THAT MATE 1.00MM AFTER THE REMAINDER OF THE SIGNAL AND GROUND CONTACTS.
- ⑯ - FOR CONNECTORS WITH EITHER A RIGHT OR LEFT GUIDE MODULE, TWO PHILLIPS PAN HEAD M2 HOLD DOWN SCREW MUST BE USED TO SECURE THE CONNECTOR TO THE PCB. THE SCREW LENGTH SHALL BE 2.0-6.0mm PLUS THE THICKNESS OF THE BOARD. SCREWS ARE NOT PROVIDED WITH CONNECTOR.
- ⑰ - LEFT / RIGHT INTEGRATED GUIDE ORIENTATION IS DETERMINED BY THE LOCATION OF THE GUIDE FEATURES WHEN LOOKING AT THE MATING FACE OF THE RIGHT ANGLE RECEPTACLE. THE LEFT / RIGHT DESIGNATION OF THE MATING HEADER IS DEFINED BY THE RIGHT ANGLE RECEPTACLE THAT IT MATES WITH (i.e. A RIGHT GUIDE VERTICAL HEADER MATES WITH A RIGHT GUIDE RIGHT ANGLE RECEPTACLE.)
- ⑱ - ALL GROUND CONTACTS ARE COMMONED IN A COLUMN.



LEFT GUIDE

RIGHT GUIDE

ExaMAX INTEGRATED GUIDE ORIENTATION  
SEE NOTE 17

spec ref	SEE NOTES	dr	Greg Hull	2015/10/12	projection	MM	size	A2	scale	7:1
tolerance std	TOLERANCES UNLESS OTHERWISE SPECIFIED	eng	Peng-Bing Fu	2016/04/01			ecn no	-	rel level	Preliminary
ISO 406		chr	-	product family			ExaMax			
ISO 1101		appr	-	title	ExaMAX R.A. RECEPT ASSY	dwg no	10135218	rev	2	
surface	linear	0.X	±.3	Amphenol FCI	4 PR, 85 Ohm, THK WALL, 140 POS, 10 IMLA	cat. no.	10135218-101LF	Product - Customer Drw	sheet 11 of 11	
	angular	0°	±°							

Amphenol FCI

© 2016 AFCI



Компания «ЭлектроПласт» предлагает заключение долгосрочных отношений при поставках импортных электронных компонентов на взаимовыгодных условиях!

Наши преимущества:

- Оперативные поставки широкого спектра электронных компонентов отечественного и импортного производства напрямую от производителей и с крупнейших мировых складов;
- Поставка более 17-ти миллионов наименований электронных компонентов;
- Поставка сложных, дефицитных, либо снятых с производства позиций;
- Оперативные сроки поставки под заказ (от 5 рабочих дней);
- Экспресс доставка в любую точку России;
- Техническая поддержка проекта, помощь в подборе аналогов, поставка прототипов;
- Система менеджмента качества сертифицирована по Международному стандарту ISO 9001;
- Лицензия ФСБ на осуществление работ с использованием сведений, составляющих государственную тайну;
- Поставка специализированных компонентов (Xilinx, Altera, Analog Devices, Intersil, Interpoint, Microsemi, Aeroflex, Peregrine, Syfer, Eurofarad, Texas Instrument, Miteq, Cobham, E2V, MA-COM, Hittite, Mini-Circuits, General Dynamics и др.);

Помимо этого, одним из направлений компании «ЭлектроПласт» является направление «Источники питания». Мы предлагаем Вам помощь Конструкторского отдела:

- Подбор оптимального решения, техническое обоснование при выборе компонента;
- Подбор аналогов;
- Консультации по применению компонента;
- Поставка образцов и прототипов;
- Техническая поддержка проекта;
- Защита от снятия компонента с производства.



#### Как с нами связаться

**Телефон:** 8 (812) 309 58 32 (многоканальный)

**Факс:** 8 (812) 320-02-42

**Электронная почта:** [org@eplast1.ru](mailto:org@eplast1.ru)

**Адрес:** 198099, г. Санкт-Петербург, ул. Калинина, дом 2, корпус 4, литера А.