

**MATERIAL (RoHS COMPLIANT)**

**CAGE:**  
COPPER ALLOY

**PLATING OPTION 1:**  
100u" [2.54 um] MIN BRIGHT TIN  
PLATING OVER 50 u" [1.27 um]  
MIN NICKEL UNDERPLATE

**PLATING OPTION 2:**  
150 u" [3.81um] MIN NICKEL  
PLATING (NOT FOR SOLDER PINS.)

**PLATING OPTION 3:**  
100u" [2.54 um] MIN MATTE TIN  
PLATING OVER 50 u" [1.27 um]  
MIN NICKEL UNDERPLATE

**DUST COVER:**  
THERMOPLASTIC, COLOR BLACK

**PACKAGING:**  
TRAY PACKAGING

**TEMPERATURE RANGE:**  
-40 C TO 85 C

**OPTIONAL DUST COVER  
(SHIP LOOSE)**  
P/N U77-1110-8000

**AMPHENOL PART NUMBER CONFIGURATION**

**U77-A X 1 1 X X X 0 X**

**SFP**  
**CAGE**

**STYLE**  
**ONE ROW**

**NUMBER OF PORTS**  
2 = 2 PORTS  
4 = 4 PORTS  
6 = 6 PORTS

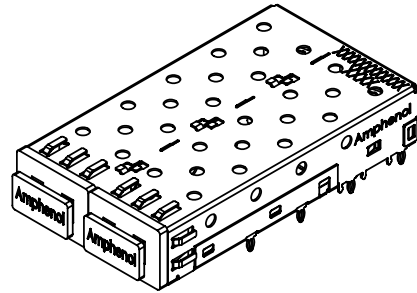
**CHASIS GROUNDING**  
**TAB GROUNDING**

**HEAT SINK OPTION**  
**NO HEAT SINK**

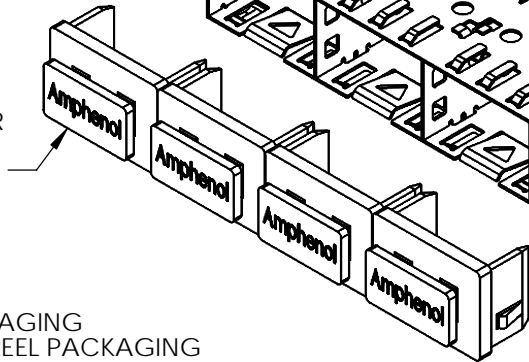
- PACKAGING**  
1 = TRAY PACKAGING  
T = TAPE AND REEL PACKAGING
- OPTION 1**  
STANDARD
- OPTIONAL DUST COVER**  
0 = WITHOUT DUST COVER  
D = WITH DUST COVER (SHIP LOOSE)
- PLATING**  
1 = BRIGHT TIN  
2 = NICKEL  
3 = MATTE TIN
- MOUNTING**  
0 = STANDARD  
4 = REAR PRESS-FIT PINS

**DO NOT SCALE DRAWING**

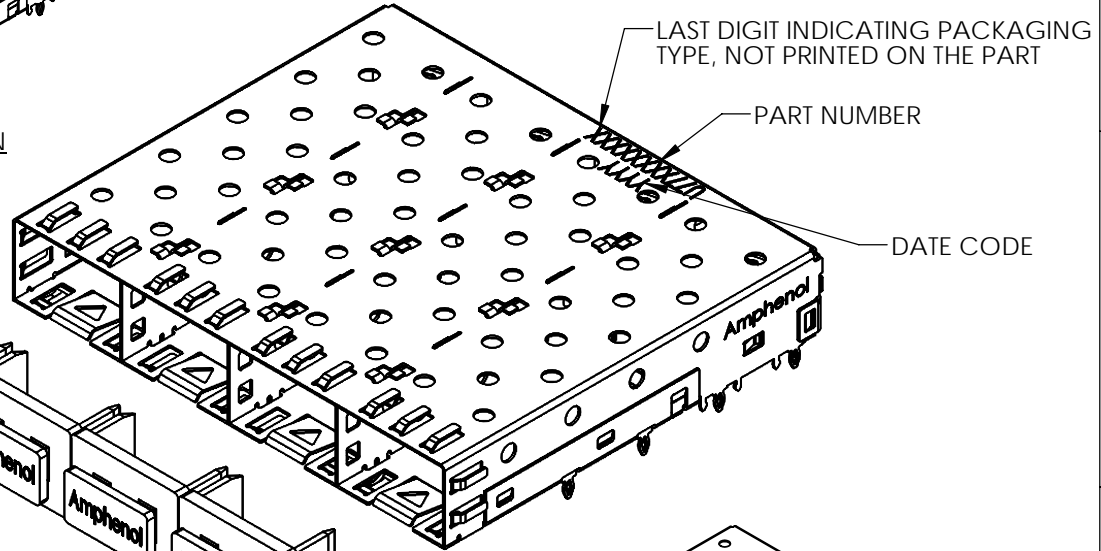
THIS DOCUMENT CONTAINS PROPRIETARY INFORMATION AND SUCH INFORMATION MAY NOT BE DISCLOSED TO OTHERS FOR ANY PURPOSE OR USED FOR MANUFACTURING PUPOSES WITHOUT PERMISSION FROM AMPHENOL CANADA CORP.



P/N U77-A2110-XD0X SHOWN



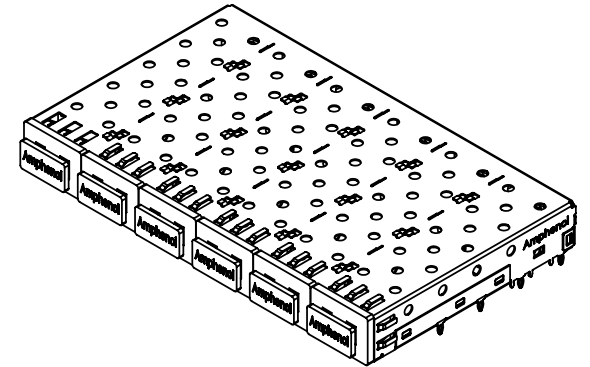
P/N U77-A4110-XD0X SHOWN



LAST DIGIT INDICATING PACKAGING TYPE, NOT PRINTED ON THE PART

PART NUMBER

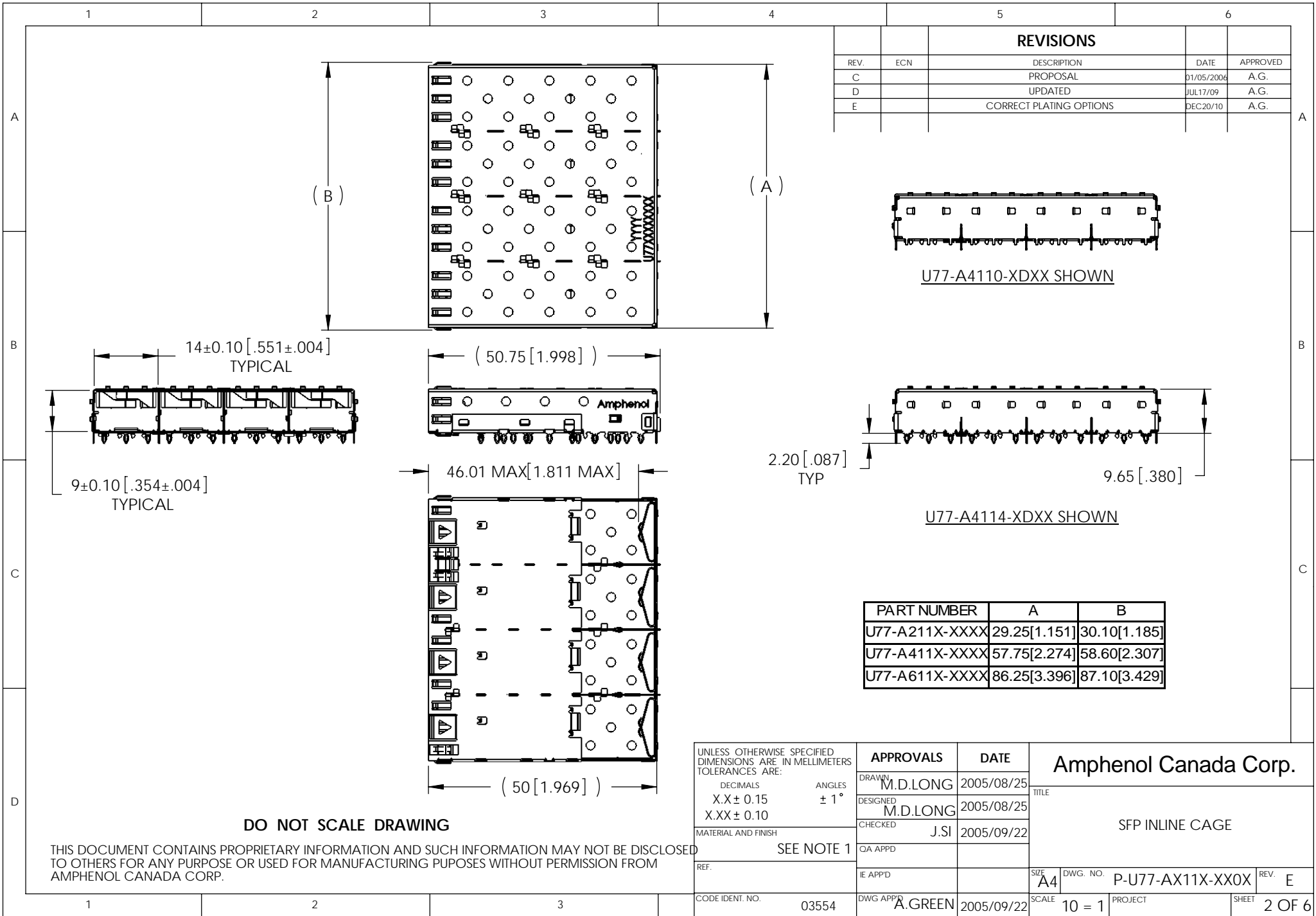
DATE CODE



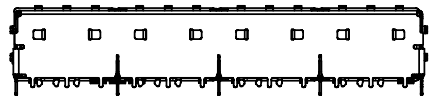
P/N U77-A6110-XD0X SHOWN

REVISIONS				
REV.	ECN	DESCRIPTION	DATE	APPROVED
C		PROPOSAL	01/05/2006	A.G.
D		UPDATED	JUL17/09	A.G.
E		CORRECT PLATING OPTIONS	DEC20/10	A.G.

UNLESS OTHERWISE SPECIFIED DIMENSIONS ARE IN MELLIMETERS TOLERANCES ARE:		<b>APPROVALS</b>		<b>DATE</b>		<b>Amphenol Canada Corp.</b>	
DECIMALS	ANGLES	DRAWN	M.D.LONG	2005/08/25	TITLE		
X.X ± 0.15	± 1°	DESIGNED	M.D.LONG	2005/08/25	SFP INLINE CAGE		
X.XX ± 0.10		CHECKED	J.SI	2005/09/22			
MATERIAL AND FINISH		QA APPD					
SEE NOTE 1		IE APPD					
REF.		DWG APPD		A.GREEN			
CODE IDENT. NO.		03554		2005/09/22			
SIZE		A4		DWG. NO.		P-U77-AX11X-XX0X	
SCALE		10 = 1		PROJECT		SHEET	
						1 OF 6	



REVISIONS				
REV.	ECN	DESCRIPTION	DATE	APPROVED
C		PROPOSAL	01/05/2006	A.G.
D		UPDATED	JUL17/09	A.G.
E		CORRECT PLATING OPTIONS	DEC20/10	A.G.



U77-A4110-XDXX SHOWN



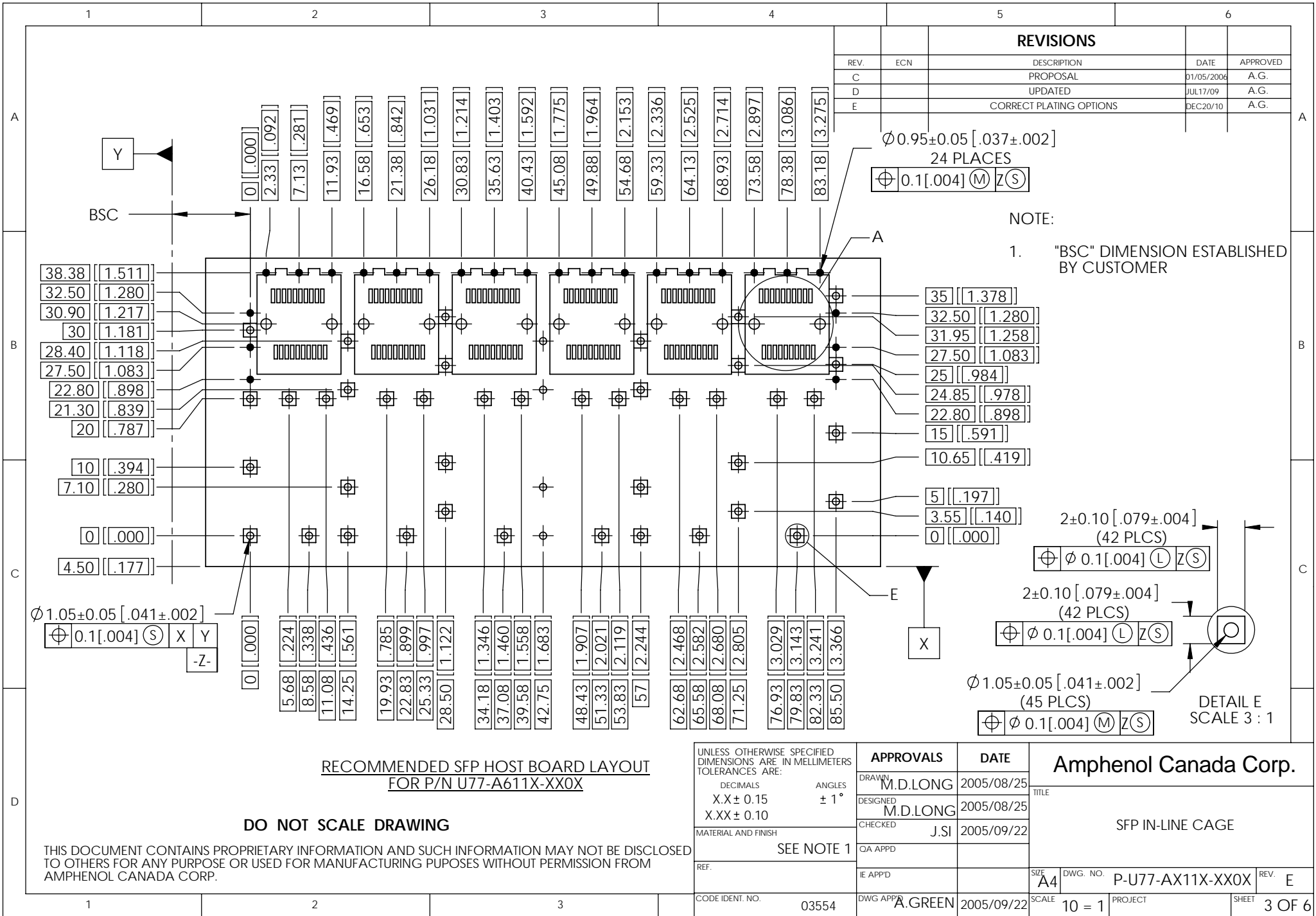
U77-A4114-XDXX SHOWN

PART NUMBER	A	B
U77-A211X-XXXX	29.25[1.151]	30.10[1.185]
U77-A411X-XXXX	57.75[2.274]	58.60[2.307]
U77-A611X-XXXX	86.25[3.396]	87.10[3.429]

UNLESS OTHERWISE SPECIFIED DIMENSIONS ARE IN MILLIMETERS TOLERANCES ARE: DECIMALS X.X ± 0.15 X.XX ± 0.10 MATERIAL AND FINISH SEE NOTE 1 REF. CODE IDENT. NO. 03554	<b>APPROVALS</b>	<b>DATE</b>	<b>Amphenol Canada Corp.</b>  TITLE SFP INLINE CAGE  SIZE A4 DWG. NO. P-U77-AX11X-XX0X REV. E SCALE 10 = 1 PROJECT SHEET 2 OF 6
	DRAWN M.D.LONG	2005/08/25	
	DESIGNED M.D.LONG	2005/08/25	
	CHECKED J.SI	2005/09/22	
	QA APPD		
	IE APPD		
	DWG APPD A.GREEN	2005/09/22	

DO NOT SCALE DRAWING

THIS DOCUMENT CONTAINS PROPRIETARY INFORMATION AND SUCH INFORMATION MAY NOT BE DISCLOSED TO OTHERS FOR ANY PURPOSE OR USED FOR MANUFACTURING PUPOSES WITHOUT PERMISSION FROM AMPHENOL CANADA CORP.



REVISIONS				
REV.	ECN	DESCRIPTION	DATE	APPROVED
C		PROPOSAL	01/05/2006	A.G.
D		UPDATED	JUL17/09	A.G.
E		CORRECT PLATING OPTIONS	DEC20/10	A.G.

$\varnothing 0.95 \pm 0.05$  [.037  $\pm$  .002]  
 24 PLACES  
 $\varnothing 0.1$  [.004] (M) Z(S)

NOTE:  
 1. "BSC" DIMENSION ESTABLISHED BY CUSTOMER

35 [1.378]  
 32.50 [1.280]  
 31.95 [1.258]  
 27.50 [1.083]  
 25 [.984]  
 24.85 [.978]  
 22.80 [.898]  
 15 [.591]  
 10.65 [.419]  
 5 [.197]  
 3.55 [.140]  
 0 [.000]

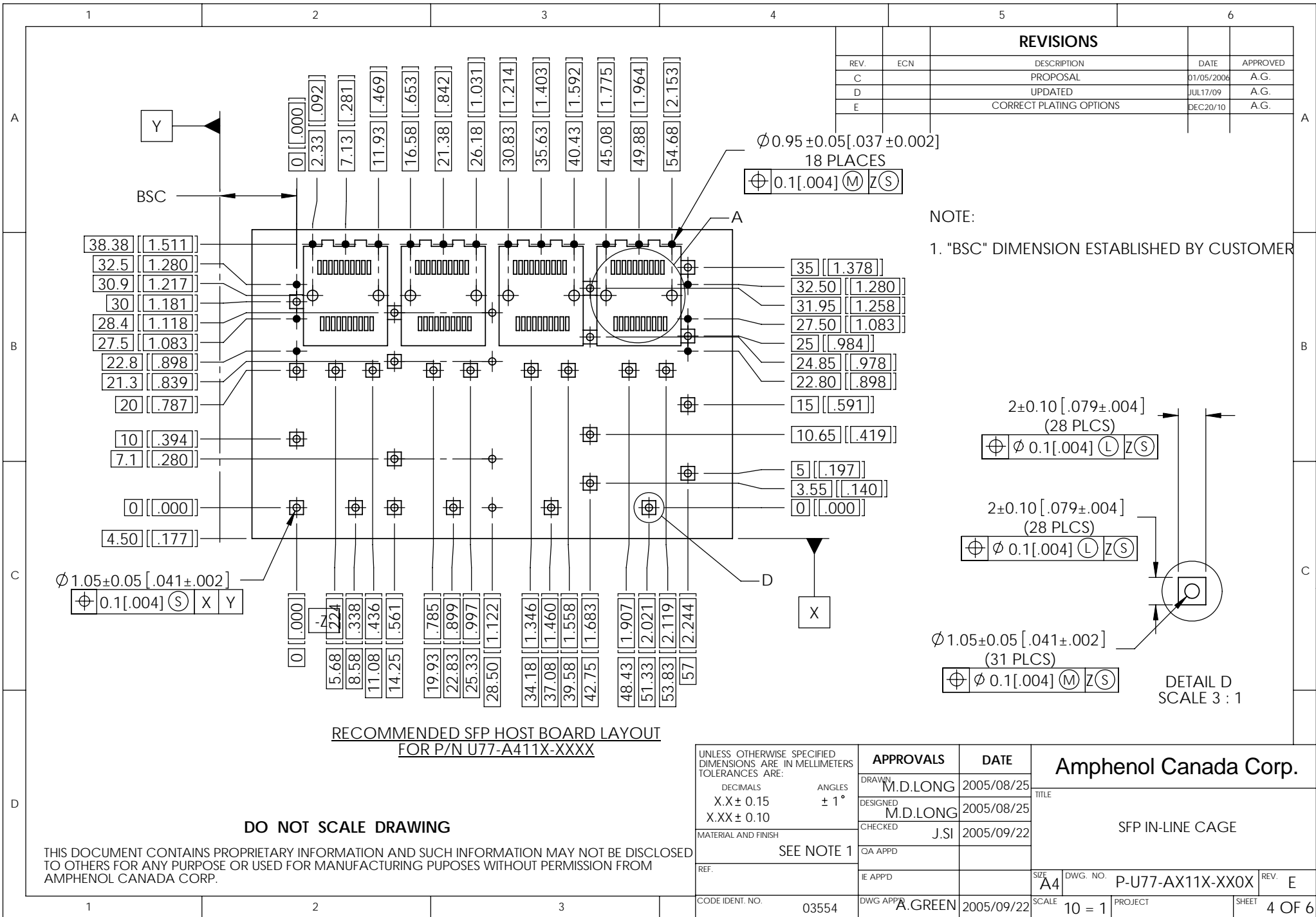
$2 \pm 0.10$  [.079  $\pm$  .004] (42 PLCS)  
 $\varnothing 0.1$  [.004] (L) Z(S)  
 $2 \pm 0.10$  [.079  $\pm$  .004] (42 PLCS)  
 $\varnothing 0.1$  [.004] (L) Z(S)  
 $\varnothing 1.05 \pm 0.05$  [.041  $\pm$  .002] (45 PLCS)  
 $\varnothing 0.1$  [.004] (M) Z(S)  
 DETAIL E  
 SCALE 3 : 1

**RECOMMENDED SFP HOST BOARD LAYOUT  
 FOR P/N U77-A611X-XX0X**

**DO NOT SCALE DRAWING**

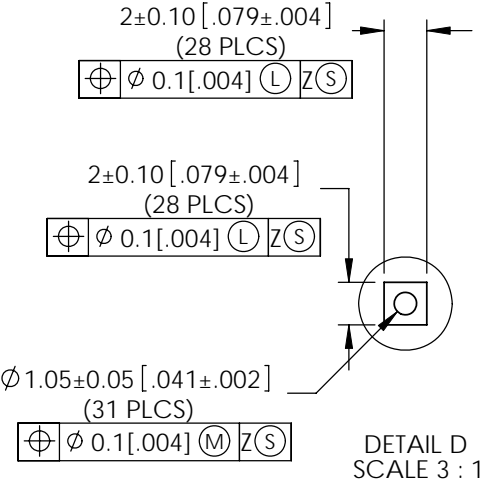
THIS DOCUMENT CONTAINS PROPRIETARY INFORMATION AND SUCH INFORMATION MAY NOT BE DISCLOSED TO OTHERS FOR ANY PURPOSE OR USED FOR MANUFACTURING PUPOSES WITHOUT PERMISSION FROM AMPHENOL CANADA CORP.

UNLESS OTHERWISE SPECIFIED DIMENSIONS ARE IN MILLIMETERS TOLERANCES ARE: DECIMALS X.X $\pm$ 0.15 ANGLES $\pm 1^\circ$ X.XX $\pm$ 0.10		APPROVALS	DATE	<b>Amphenol Canada Corp.</b>  TITLE SFP IN-LINE CAGE
MATERIAL AND FINISH	SEE NOTE 1	DRAWN M.D.LONG	2005/08/25	
REF.		DESIGNED M.D.LONG	2005/08/25	
CODE IDENT. NO.	03554	CHECKED J.SI	2005/09/22	
		QA APPD		
		IE APPD		SIZE A4 DWG. NO. P-U77-AX11X-XX0X REV. E SCALE 10 = 1 PROJECT SHEET 3 OF 6



REVISIONS				
REV.	ECN	DESCRIPTION	DATE	APPROVED
C		PROPOSAL	01/05/2006	A.G.
D		UPDATED	JUL17/09	A.G.
E		CORRECT PLATING OPTIONS	DEC20/10	A.G.

NOTE:  
1. "BSC" DIMENSION ESTABLISHED BY CUSTOMER

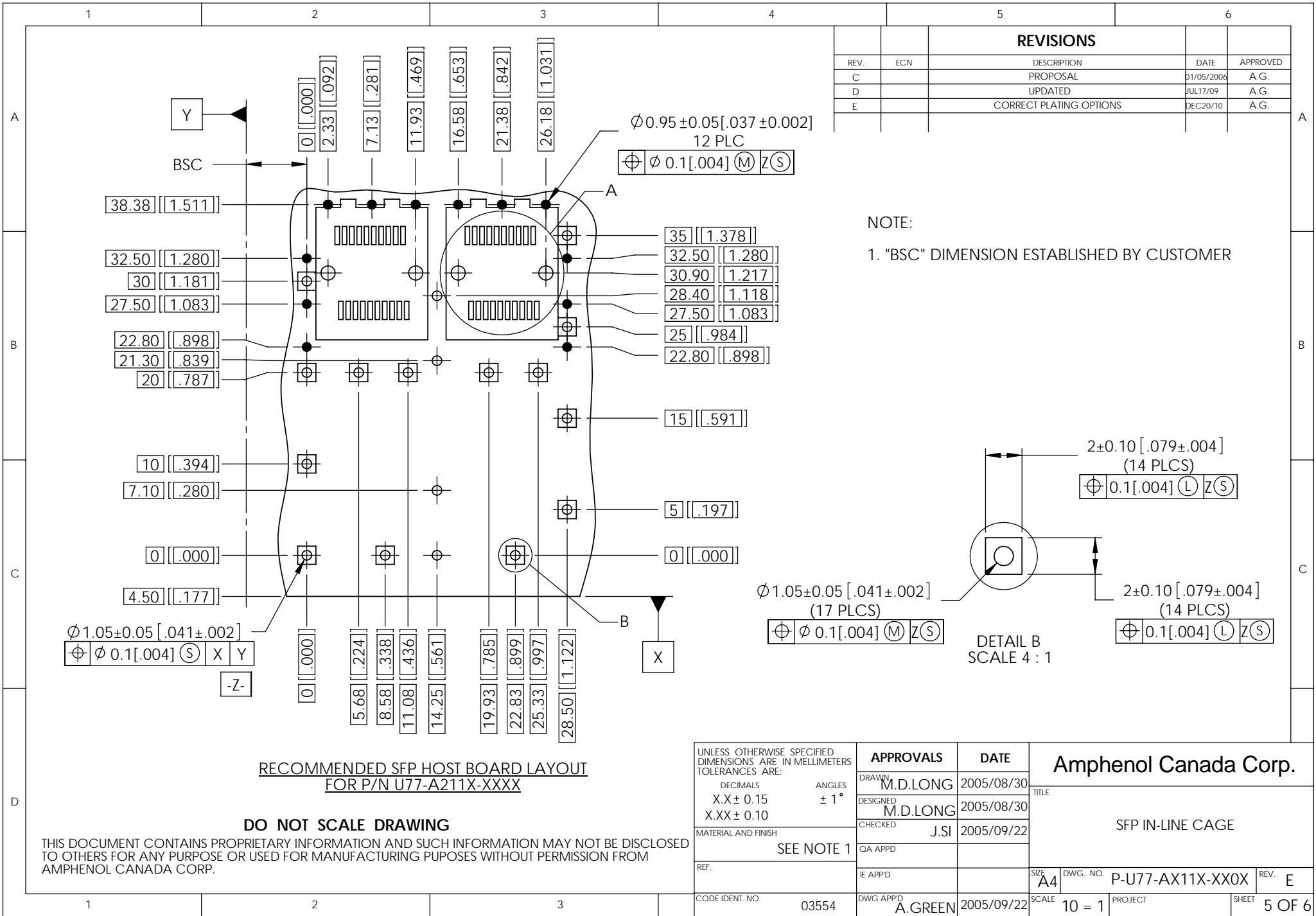


**RECOMMENDED SFP HOST BOARD LAYOUT  
FOR P/N U77-A411X-XXXX**

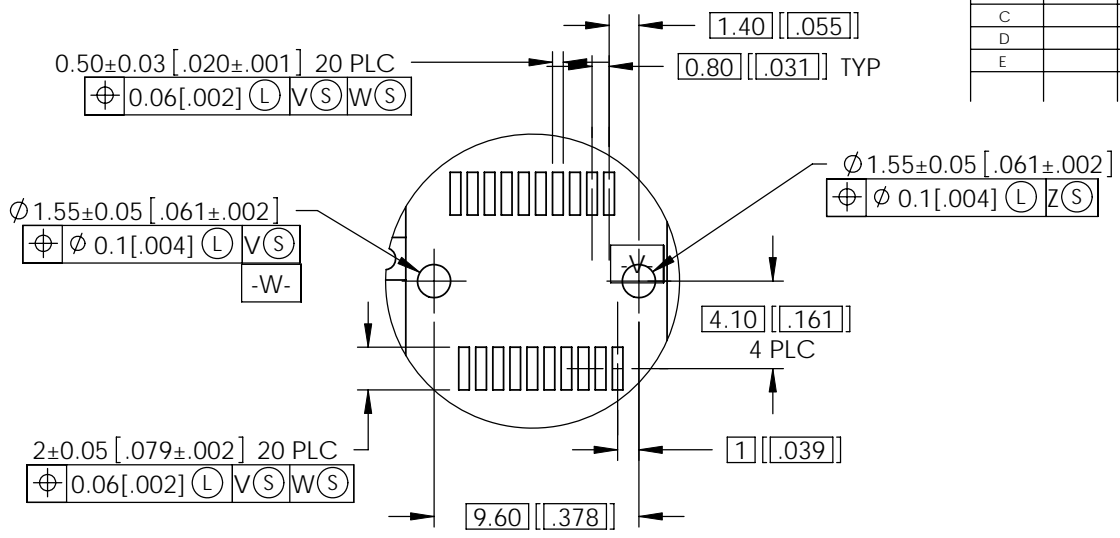
**DO NOT SCALE DRAWING**

THIS DOCUMENT CONTAINS PROPRIETARY INFORMATION AND SUCH INFORMATION MAY NOT BE DISCLOSED TO OTHERS FOR ANY PURPOSE OR USED FOR MANUFACTURING PUPOSES WITHOUT PERMISSION FROM AMPHENOL CANADA CORP.

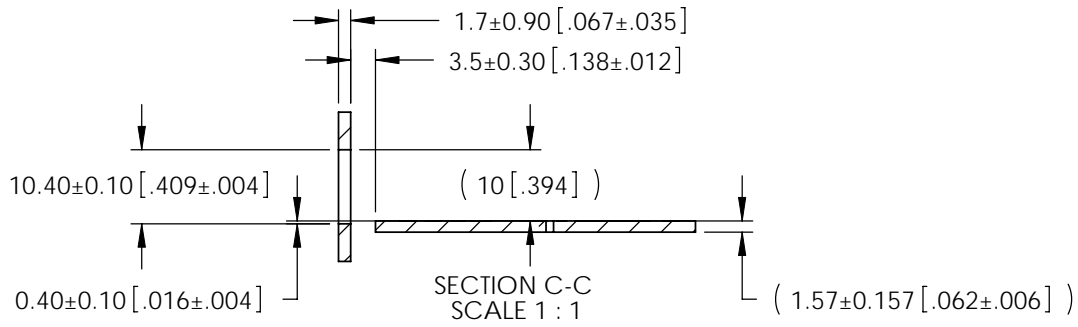
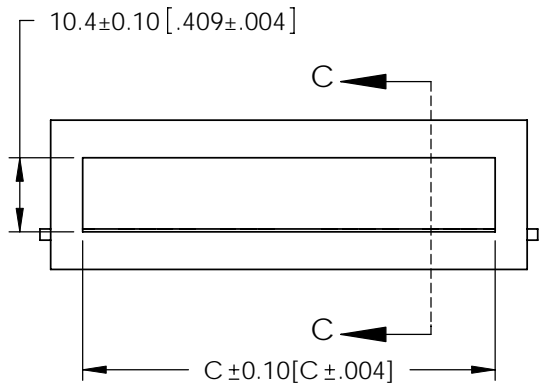
UNLESS OTHERWISE SPECIFIED DIMENSIONS ARE IN MELLIMETERS TOLERANCES ARE: DECIMALS ANGLES X.X ± 0.15 ± 1° X.XX ± 0.10		<b>APPROVALS</b> DRAWN: M.D.LONG DESIGNED: M.D.LONG CHECKED: J.SI QA APPD: IE APPD:		<b>DATE</b> 2005/08/25 2005/08/25 2005/09/22		<b>Amphenol Canada Corp.</b> TITLE SFP IN-LINE CAGE	
MATERIAL AND FINISH SEE NOTE 1		REF.		CODE IDENT. NO. 03554			
SCALE 10 = 1		DWG APPD: A.GREEN		2005/09/22		PROJECT SHEET 4 OF 6	



REVISIONS				
REV.	ECN	DESCRIPTION	DATE	APPROVED
C		PROPOSAL	01/05/2006	A.G.
D		UPDATED	JUL17/09	A.G.
E		CORRECT PLATING OPTIONS	DEC20/10	A.G.



DETAIL A  
SCALE 3 : 1



SECTION C-C  
SCALE 1 : 1

PART NUMBER	C
U77-A211X-XXXX	29.5[1.161]
U77-A411X-XXXX	58.0[2.283]
U77-A611X-XXXX	86.5[3.406]

RECOMMENDED BEZEL DESIGN

**DO NOT SCALE DRAWING**

THIS DOCUMENT CONTAINS PROPRIETARY INFORMATION AND SUCH INFORMATION MAY NOT BE DISCLOSED TO OTHERS FOR ANY PURPOSE OR USED FOR MANUFACTURING PUPOSES WITHOUT PERMISSION FROM AMPHENOL CANADA CORP.

UNLESS OTHERWISE SPECIFIED DIMENSIONS ARE IN MELLIMETERS TOLERANCES ARE:		<b>APPROVALS</b>		<b>DATE</b>	<b>Amphenol Canada Corp.</b>  SFP IN-LINE CAGE
DECIMALS	ANGLES	DRAWN	M.D.LONG	2005/08/25	
X.X ± 0.15	± 1°	DESIGNED	M.D.LONG	2005/08/25	
X.XX ± 0.10		CHECKED	J.SI	2005/09/22	
MATERIAL AND FINISH		QA APPD			
SEE NOTE 1		IE APPD			SIZE <b>A4</b>
REF.		DWG APPD	A.GREEN	2005/09/22	DWG. NO. <b>P-U77-AX11X-XX0X</b>
CODE IDENT. NO.	03554	SCALE	10 = 1	PROJECT	REV. <b>E</b>
				SHEET	6 OF 6



Компания «ЭлектроПласт» предлагает заключение долгосрочных отношений при поставках импортных электронных компонентов на взаимовыгодных условиях!

Наши преимущества:

- Оперативные поставки широкого спектра электронных компонентов отечественного и импортного производства напрямую от производителей и с крупнейших мировых складов;
- Поставка более 17-ти миллионов наименований электронных компонентов;
- Поставка сложных, дефицитных, либо снятых с производства позиций;
- Оперативные сроки поставки под заказ (от 5 рабочих дней);
- Экспресс доставка в любую точку России;
- Техническая поддержка проекта, помощь в подборе аналогов, поставка прототипов;
- Система менеджмента качества сертифицирована по Международному стандарту ISO 9001;
- Лицензия ФСБ на осуществление работ с использованием сведений, составляющих государственную тайну;
- Поставка специализированных компонентов (Xilinx, Altera, Analog Devices, Intersil, Interpoint, Microsemi, Aeroflex, Peregrine, Syfer, Eurofarad, Texas Instrument, Miteq, Cobham, E2V, MA-COM, Hittite, Mini-Circuits, General Dynamics и др.);

Помимо этого, одним из направлений компании «ЭлектроПласт» является направление «Источники питания». Мы предлагаем Вам помощь Конструкторского отдела:

- Подбор оптимального решения, техническое обоснование при выборе компонента;
- Подбор аналогов;
- Консультации по применению компонента;
- Поставка образцов и прототипов;
- Техническая поддержка проекта;
- Защита от снятия компонента с производства.



#### Как с нами связаться

**Телефон:** 8 (812) 309 58 32 (многоканальный)

**Факс:** 8 (812) 320-02-42

**Электронная почта:** [org@eplast1.ru](mailto:org@eplast1.ru)

**Адрес:** 198099, г. Санкт-Петербург, ул. Калинина, дом 2, корпус 4, литера А.